

B Households

Since 2005, the Czech Statistical Office (CZSO) has been regularly monitoring the spread of selected information technologies in households in an independent annual statistical survey titled: "**Sample Survey on ICT Use in Households and by Individuals**"

In the Czech Republic, this survey is conducted as an annex to the Labour Force Survey (LFS) in the form of a Computer Assisted Personal Interviewing (CAPI). The target population consists of all households (4,3 million). In 2010 this survey was conducted in the second quarter, with the questions in the questionnaire being answered by approximately **8 700 individuals from 4 400 households**.

Since 2006, the survey has been conducted according to **Regulation (EC) No 808/2004 of the European Parliament and of the Council concerning statistics on the information society**, thereby allowing for the production of data comparable with individual EU27 states.

Notes:

Reference period: The data for households refer to the moment of the interview.

Comparability of data published by the CZSO and Eurostat: The data published by Eurostat for Czech households differ slightly from the data published by the CZSO. This difference is due to the fact that Eurostat includes, as part of the data it publishes, solely households with at least one person between 16 and 74 years of age. As standard, the CZSO provides data for all households. This is the reason why the detailed tables for the Czech Republic give dual values: total and total (16-74).

Definitions:

- **Households with a computer** - computer refers here to a desktop or portable (laptop, notebook, netbook or tablet) personal computer. A computer does not include here a smartphone, PDA or any other handheld computer or device with some embedded computing functions. Computers that are not owned by the household but can be at a member's disposal for personal use at home (e.g. notebook from work) are also included.
- **Households with Internet access** - the Internet is a worldwide public computer network. It provides access to a number of communication services including the World Wide Web and carries e-mail, news, entertainment and data files. *Access may be by any device enabling Internet access (not only a computer) and via a fixed or mobile network.*
- **Broadband connection** includes one of the following Internet access services: xDSL (ADSL etc.) lines, Cable modem (CATV), Fixed wireless connections (FWA) incl. Wi-Fi, Fibre (FTTx) and other connections that enable a high speed internet connection (256 or more kbit/s, in one or both directions).

Detailed **methodical information** in respect of this survey is contained in the annual publication titled: "**Use of ICT by Households and Individuals in 2010, Code 9701-10**", which is freely available on the CZSO's website.

The CZSO's **Household Budget Survey** acts as a supplementary source of information to this survey. From this source originate data on the equipping of households with **fixed and mobile telephones** and in the case of data prior to 2005 also with **computers and the Internet**.

More detailed information and data are available free of charge on the following dedicated website (tables available in English):

http://www.czso.cz/csu/redakce.nsf/i/domacnosti_a_jednotlivci

B Households

Tab. B1 Households with a fixed telephone line in the CR

	%		
	2007	2008	2009
Total	34,8	31,1	27,6
Household type:			
households without children	38,5	34,9	31,0
households with children	28,1	24,4	21,6
Economic status of the head of household:			
employee	29,6	24,8	21,5
self-employed	39,0	37,0	30,5
unemployed	15,0	15,9	18,5
pensioner	44,5	41,3	37,2
Age of the head of household:			
till 29 years	7,3	6,6	6,8
30 - 39 years	17,0	13,7	13,1
40 - 49 years	33,2	28,2	22,3
50 - 59 years	38,0	33,1	30,4
60 - 69 years	43,2	36,5	32,5
70 and more years	53,1	52,4	45,9

as a percentage of all households in a given socio-demographic group

Figure B1 Households with a fixed telephone line

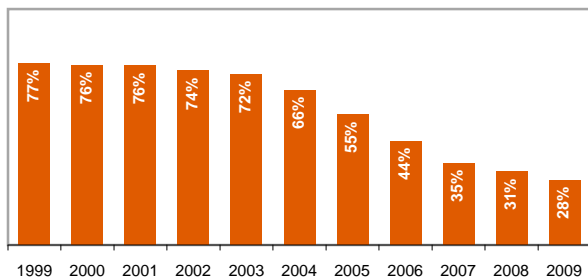
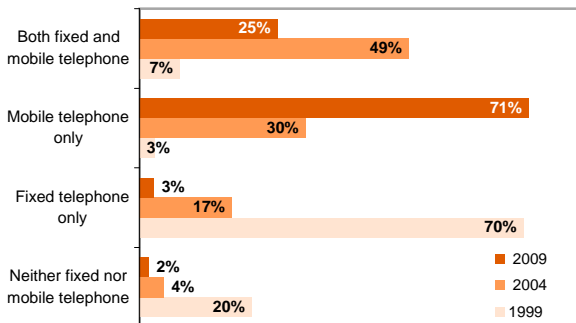


Figure B2 Households with a telephone



as a percentage of all households

Source: Czech Statistical Office, Household Budget Survey

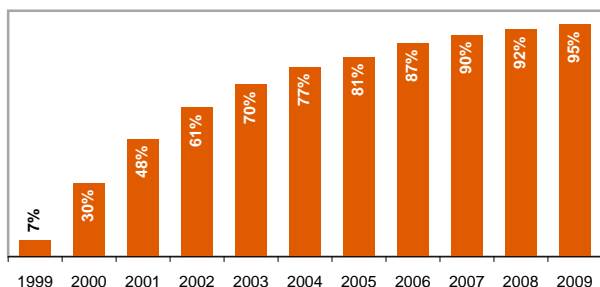
B Households

Tab. B2 Households with a mobile phone in the Czech Republic

	%		
	2007	2008	2009
Total	90,2	92,4	94,6
Household type:			
households without children	86,1	89,2	92,1
households with children	97,4	98,0	98,9
Economic status of the head of household:			
employee	95,3	95,9	97,7
self-employed	89,5	92,7	93,7
unemployed	91,1	92,8	94,5
pensioner	79,7	84,7	88,6
Age of the head of household:			
till 29 years	96,1	95,6	98,4
30 - 39 years	96,6	97,7	98,1
40 - 49 years	97,0	97,9	97,4
50 - 59 years	90,9	93,6	96,4
60 - 69 years	87,9	90,3	93,6
70 and more years	74,7	80,4	85,3

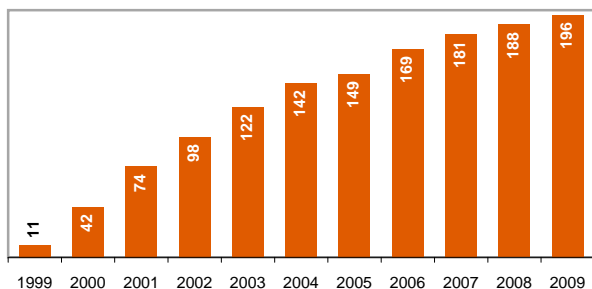
as a percentage of all households in a given socio-demographic group

Figure B3 Households with a mobile phone



as a percentage of all households

Figure B4 Number of mobile phones in households per 100 households



Source: Czech Statistical Office, Household Budget Survey

B Households

Tab. B3 Households with a computer in the Czech Republic

	%		
	2008	2009	2010
Total	47,7	54,2	59,3
Total (16–74 years)	52,4	59,6	64,1
Household type:			
households without children	31,7	43,1	49,9
households with children	76,3	82,5	84,8
Household income:			
the lowest income (first quartile)	.	16,5	21,2
second quartile	.	45,2	46,8
third quartile	.	77,4	75,1
the highest income (fourth quartile)	.	91,3	91,8

as a percentage of all households in a given socio-demographic group

Figure B5 Households with a computer

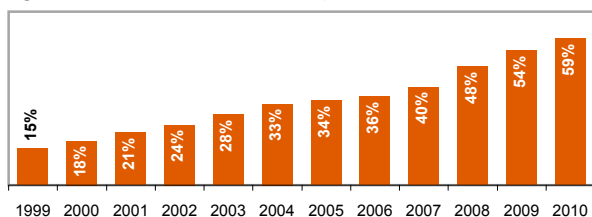
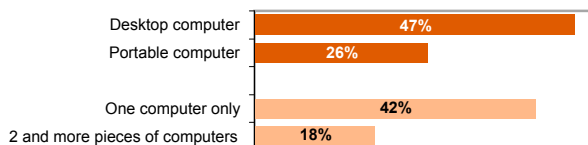
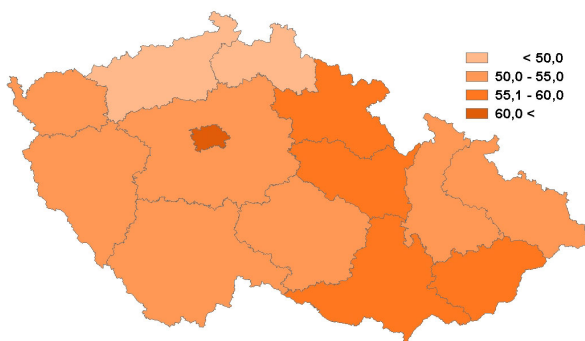


Figure B6 Households with a computer; 2010



as a percentage of all households

Figure B7 Households with a computer by regions; (%) 2010

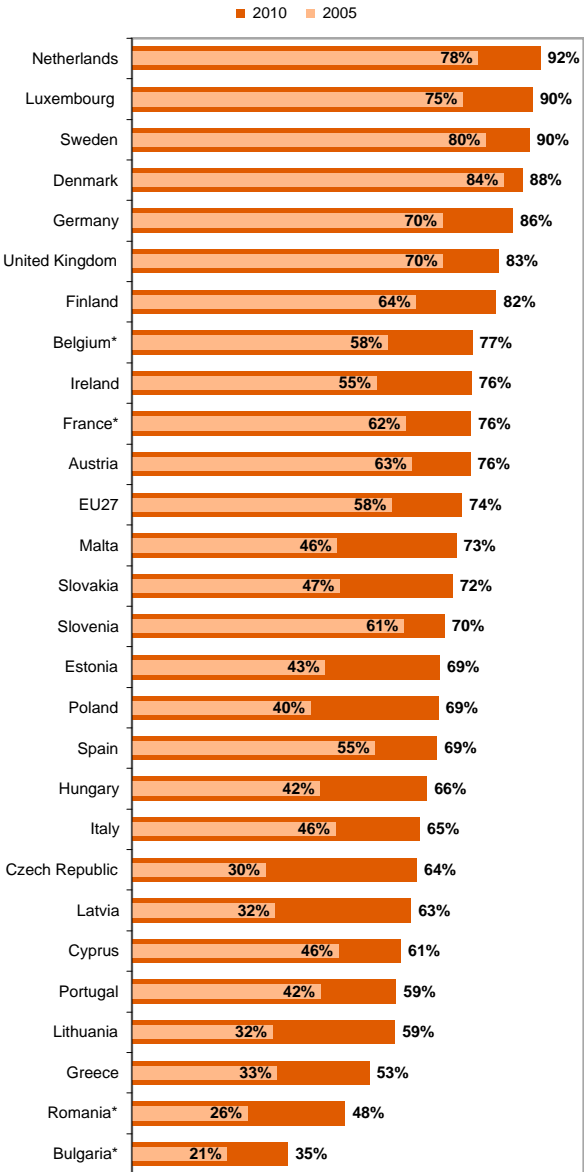


as a percentage of all households in each region

Source: Czech Statistical Office, Household Survey on ICT Use

B Households

Figure B8 Households with a computer



as a percentage of all households where at least 1 member is in age group 16-74 years

* 2006 instead of 2005

Source: Eurostat, 2011

B Households

Tab. B4 Households with Internet access in the Czech Republic

	%		
	2008	2009	2010
Total	41,7	49,2	56,0
Total (16–74 years)	45,9	54,2	60,5
Household type:			
households without children	27,3	38,8	47,2
households with children	67,3	76,0	79,8
Household income:			
the lowest income (first quartile)	.	12,6	18,8
second quartile	.	39,9	42,0
third quartile	.	72,3	71,7
the highest income (fourth quartile)	.	86,4	89,1

Figure B9 Households with Internet access

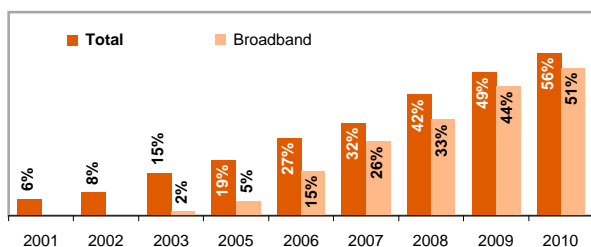
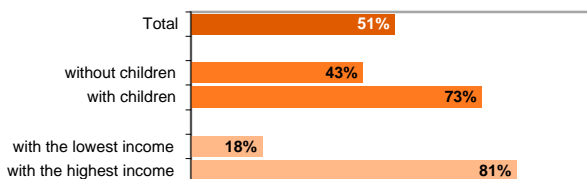
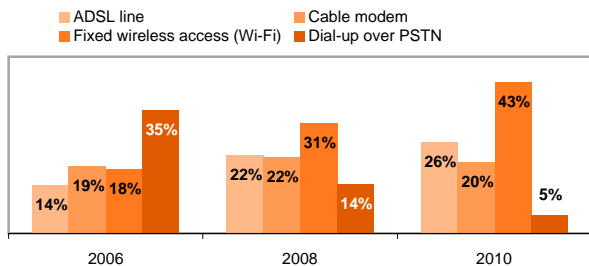


Figure B10 Households with broadband access; 2010



as a percentage of all households in a given socio-demographic group

Figure B11 Type of internet connection used by households

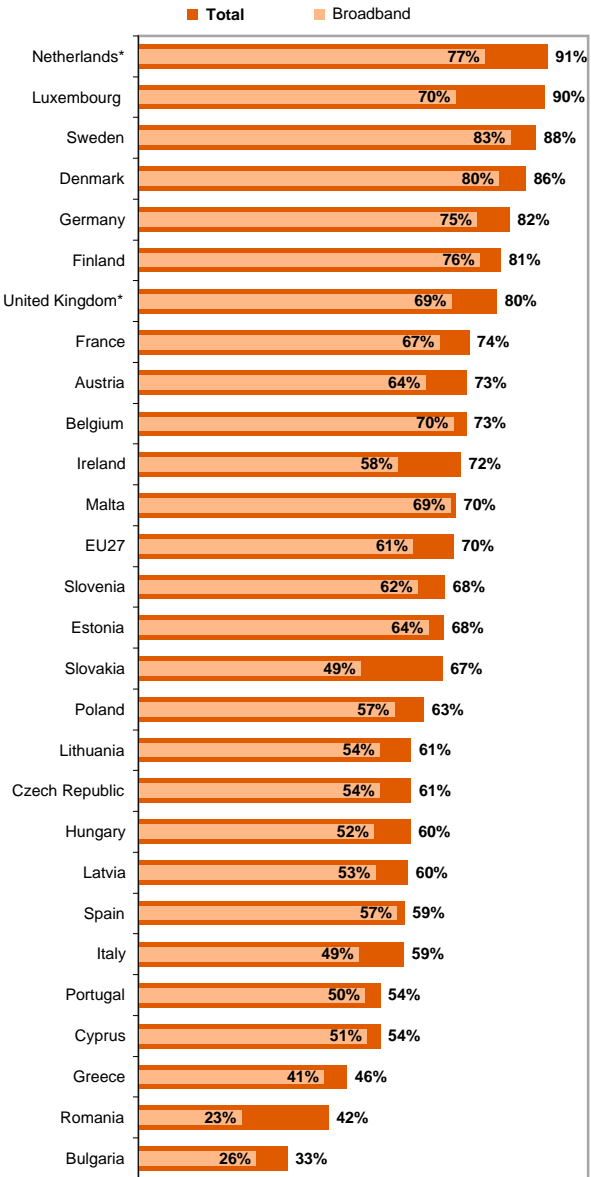


as a percentage of all households with internet access

Source: Czech Statistical Office, Household Survey on ICT Use

B Households

Figure B12 Households with Internet access; 2010



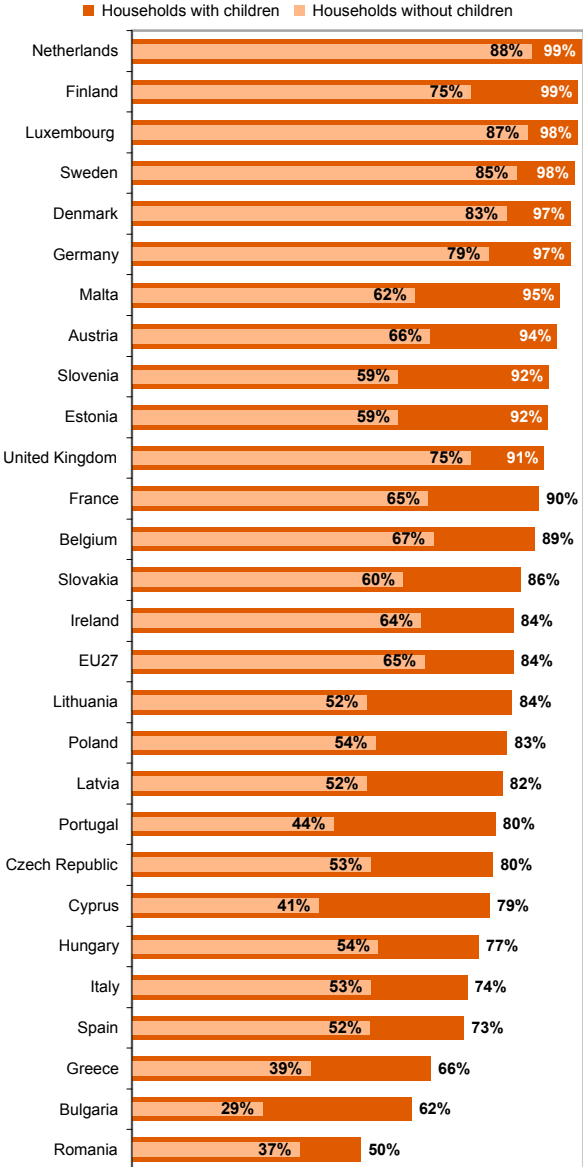
as a percentage of all households where at least 1 member is in age group 16-74 years

* broadband connection - 2009

Source: Eurostat, 2011

B Households

Figure B13 Households with Internet access by type of household; 2010



as a percentage of all households where at least 1 member is in age group 16-74 years

Source: Eurostat, 2011