

## C Individuals

Since 2002 the Czech Statistical Office (CZSO) has been regularly collecting detailed information on the users of mobile telephones, personal computers and the Internet by an independent annual statistical survey titled: "**Sample Survey on ICT Use in Households and by Individuals**".

This survey is conducted as an annex to the Labour Force Survey (LFS) using a **Computer Assisted Personal Interviewing (CAPI)** as a collection method. In line with the LFS methodology, the results are weighted on the whole targeted population of the Czech Republic.

Since 2006, the survey has been conducted according to the annual implementing measures of the **Framework Regulation (EC) no. 808/2004** concerning statistics on the information society that ensure data harmonisation and comparability among EU countries.

**Reference period:** Unless stipulated otherwise, the data for individuals generally pertains to the last three months from the moment of the interview (since 2005 it is a 2nd quarter of a monitored year),

**Sample size:** 10 000 individuals aged 16+

**The education category** is published for the 25 and over age group; as in the age category 16-24, there are a lot of students with a low highest education level received that are using ICT very intensively.

**Comparability of data published by the CZSO and Eurostat:** The data for the Czech Republic published by Eurostat differ slightly from the data published by the CZSO. This difference is due to the fact that Eurostat includes solely individuals between 16 and 74 years of age. The CZSO provides as standard data for the whole adult population aged 16+. *This is reason why the tables in this publication for the Czech Republic give dual total values: total 16+ and total 16-74.*

### Definitions:

- **ICT user:** person who used **mobile phone/computer/Internet** at least once in the last 3 months preceding the interview from any location (home, work, school, etc.) and for any purpose (personal use, work related use etc.). *Computer and internet is defined in chapter B*
- **The Internet use** shall mean any activity on the Internet carried out in an active manner, for instance, browsing of webpages, downloading of files, using emails, from any location (household, school, work, etc.) for any purpose (private, work, etc.) both on computers (including portable ones), tablets or mobile phones.
- **Internet activities** monitored are activities on the Internet, which respondents carried out for private purposes in the last three months before the survey implementation date. Only the cases of an on-line purchase and the Internet use in the interaction with public administration have the reference period of twelve months before the survey implementation date.
- **A purchase over the Internet** shall mean the on-line ordering of goods or services over the Internet for private use. The placing of orders is done on websites of sellers or webshops. Delivery and payment via electronic means is not a requirement for an order via Internet.

The **Eurostat** online database for **Information society statistics** was used for the international comparison. *Data from this database were extracted in March 2013.*

Data on ICT use by individuals classified by **gender** of the respondents can be found in the publication titled: "**Focused on Men and Women**".

<http://www.czso.cz/csu/2012edicniplan.nsf/engp/1413-12>

**For further information on ICT use by individuals see** (only in Czech):

[http://www.czso.cz/csu/redakce.nsf/i/domacnosti\\_a\\_jednotlivci](http://www.czso.cz/csu/redakce.nsf/i/domacnosti_a_jednotlivci)

## C Individuals

Tab. C1 Individuals using a mobile phone in the Czech Republic

	%		
	2009	2011	2012
<b>Total (aged 16+)</b>	<b>90,6</b>	<b>93,9</b>	<b>96,0</b>
Total (aged 16–74)	94,3	96,9	98,2
<b>Gender:</b>			
Males (aged 16+)	92,6	95,7	96,8
Females (aged 16+)	88,7	92,3	95,2
<b>Age group:</b>			
16–24 years	98,0	98,7	99,9
25–34 years	98,6	99,2	99,5
35–44 years	98,5	99,4	99,6
45–54 years	97,0	99,1	98,1
55–64 years	90,4	94,9	97,4
65 years and over	63,2	74,8	83,8
<b>Highest education level (aged 25+):</b>			
Basic	67,5	77,2	83,1
Lower secondary (ISCED 3C)	89,5	93,7	96,1
Upper secondary (ISCED 3A and 4)	95,3	96,1	97,7
Tertiary (ISCED 5-6)	96,9	97,5	98,8
<b>Specific categories:</b>			
Students (aged 16+)	98,5	98,7	99,9
Pensioners	67,7	79,6	86,6

as a percentage of all individuals in a given socio-demographic group

Figure C1 Individuals using a mobile phone

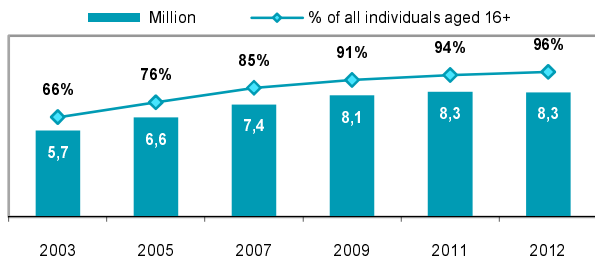
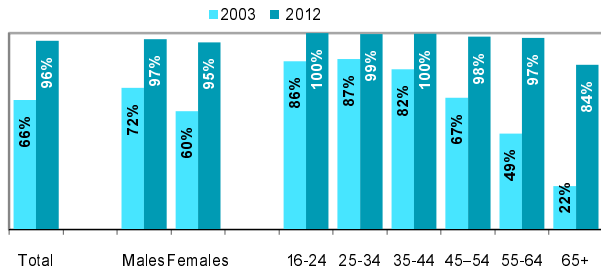


Figure C2 Individuals using a mobile phone by gender and age

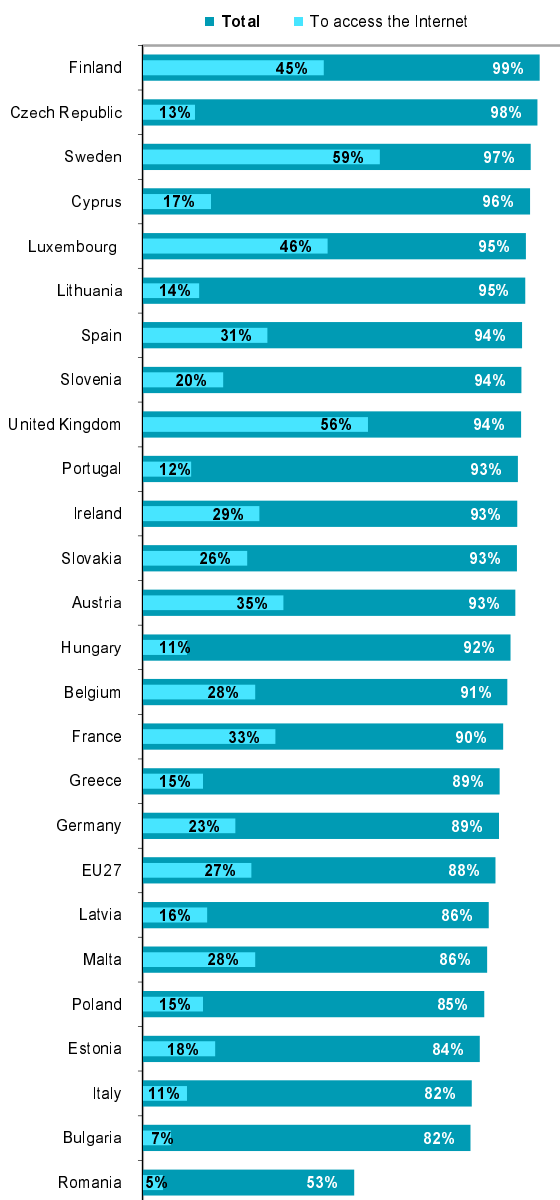


as a percentage of all individuals in a given socio-demographic group

Source: Czech Statistical Office, Household Survey on ICT Use

## C Individuals

**Figure C3 Individuals using a mobile phone, 2012**



as a percentage of all individuals aged 16 to 74

Source: Eurostat, 2013

## C Individuals

Tab. C2 Individuals using a computer in the Czech Republic

	2010	2011	2012
<b>Total (aged 16+)</b>	<b>64,1</b>	<b>67,1</b>	<b>69,5</b>
Total (aged 16–74)	68,7	72,2	75,0
<b>Gender:</b>			
Males (aged 16+)	67,8	70,7	72,5
Females (aged 16+)	60,6	63,7	66,6
<b>Age group:</b>			
16–24 years	94,5	95,4	96,3
25–34 years	85,2	88,3	92,7
35–44 years	83,2	86,3	88,2
45–54 years	67,9	73,6	79,4
55–64 years	44,4	48,6	56,2
65 years and over	14,5	18,2	17,3
<b>Highest education level (aged 25+):</b>			
Basic	17,0	19,7	22,7
Lower secondary (ISCED 3C)	47,5	51,9	56,6
Upper secondary (ISCED 3A and 4)	76,1	76,7	81,5
Tertiary (ISCED 5-6)	89,1	92,4	91,3
<b>Specific categories:</b>			
Students (aged 16+)	98,7	98,7	99,6
Pensioners	18,2	21,4	20,9

as a percentage of all individuals in a given socio-demographic group

Figure C4 Individuals using a computer

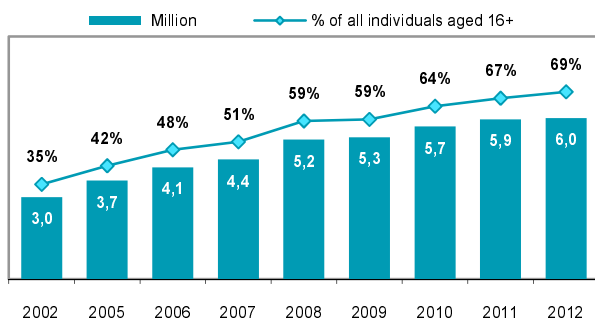
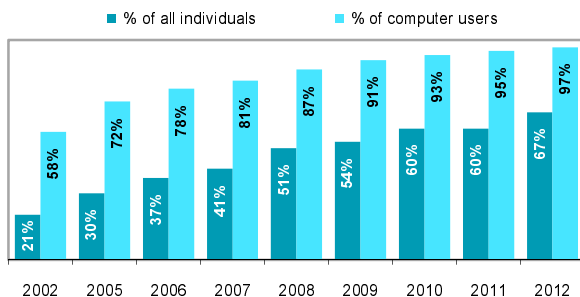


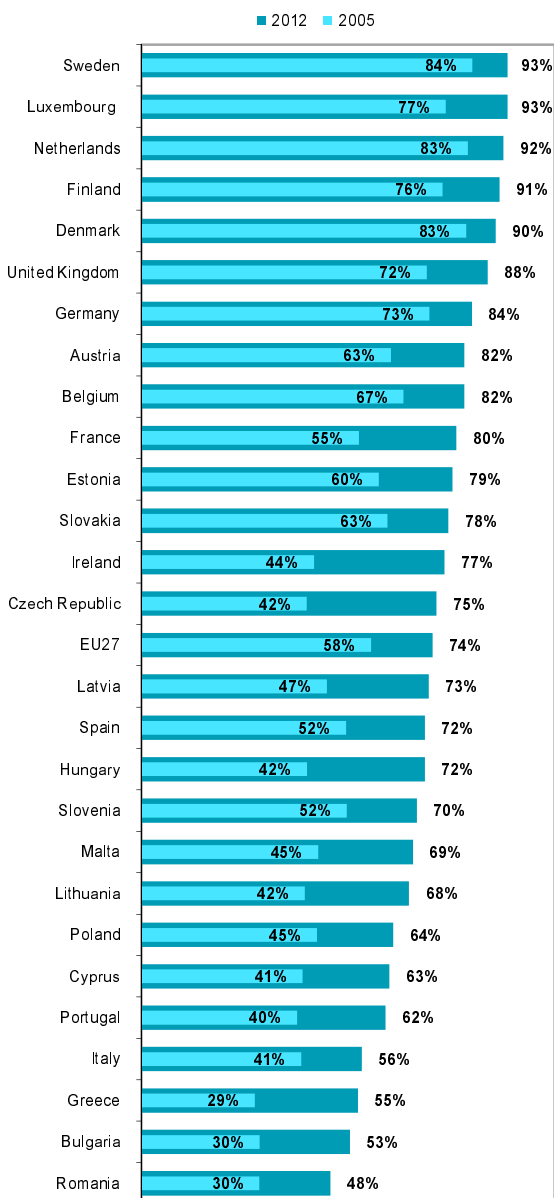
Figure C5 Individuals using a computer at home



Source: Czech Statistical Office, Household Survey on ICT Use

## C Individuals

**Figure C6 Individuals using a computer**



as a percentage of all individuals aged 16 to 74

Note: Instead of year 2012: Denmark and the Netherlands - 2011; instead of year 2005: Belgium, Bulgaria, France and Romania - 2006

Source: Eurostat, 2013

## C Individuals

Tab. C3 Individuals using Internet in the Czech Republic

%

	2010	2011	2012
<b>Total (aged 16+)</b>	<b>61,8</b>	<b>65,5</b>	<b>69,5</b>
Total (aged 16–74)	66,4	73,0	75,1
<b>Gender:</b>			
Males (aged 16+)	65,8	69,2	72,3
Females (aged 16+)	58,1	61,9	66,8
<b>Age group:</b>			
16–24 years	92,3	94,8	96,2
25–34 years	83,1	87,4	92,9
35–44 years	79,7	84,1	89,0
45–54 years	65,8	72,0	79,4
55–64 years	42,1	46,3	56,0
65 years and over	13,2	16,3	16,8
<b>Highest education level (aged 25+):</b>			
Basic	15,3	18,6	22,3
Lower secondary (ISCED 3C)	44,9	49,6	56,8
Upper secondary (ISCED 3A and 4)	73,5	74,9	81,5
Tertiary (ISCED 5-6)	87,9	91,3	91,4
<b>Specific categories:</b>			
Students (aged 16+)	97,5	98,2	99,6
Pensioners	16,5	19,7	20,5

as a percentage of all individuals in a given socio-demographic group

Figure C7 Individuals using Internet

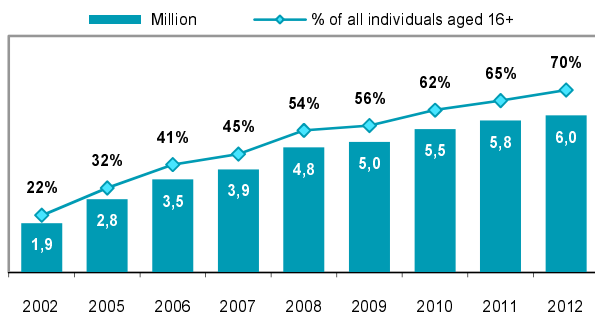
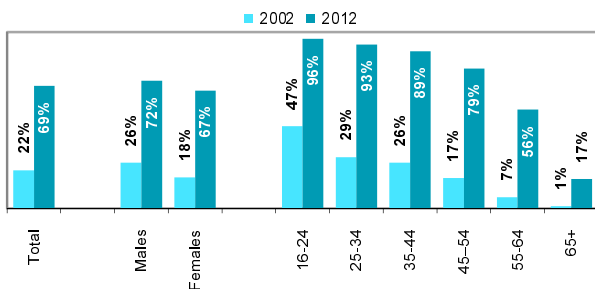


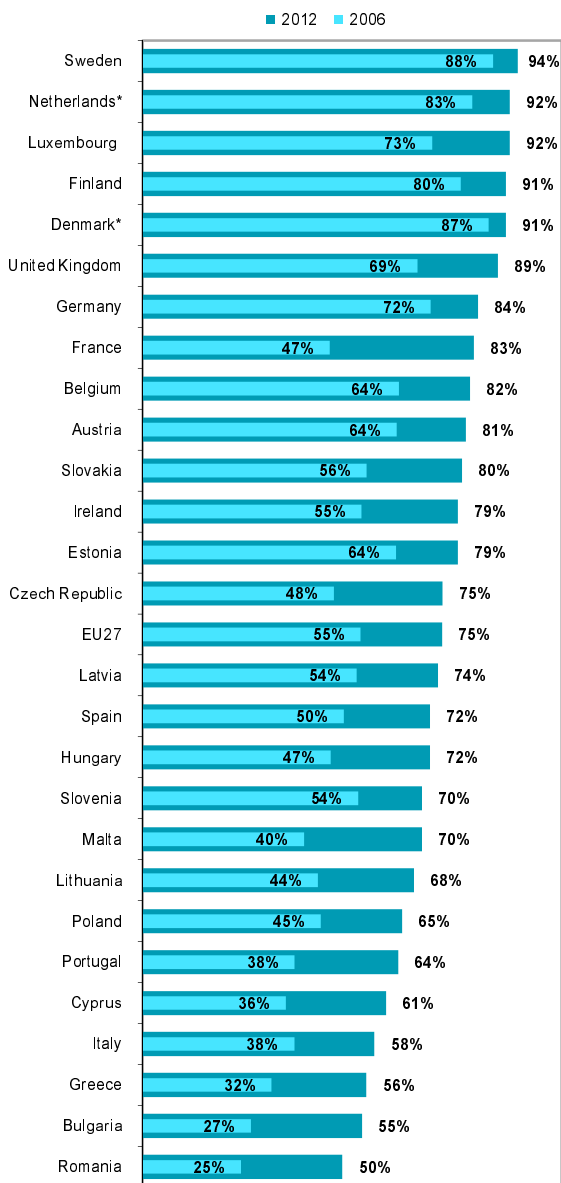
Figure C8 Individuals using Internet by gender and age



Source: Czech Statistical Office, Household Survey on ICT Use

## C Individuals

Figure C9 Individuals using Internet



as a percentage of all individuals aged 16 to 74  
\* year 2011 instead of 2012

Source: Eurostat, 2013

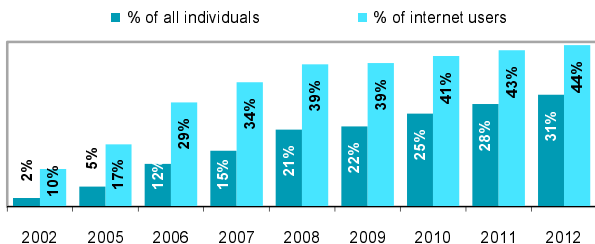
## C Individuals

**Tab. C4 Individuals buying on the Internet in the Czech Rep.**

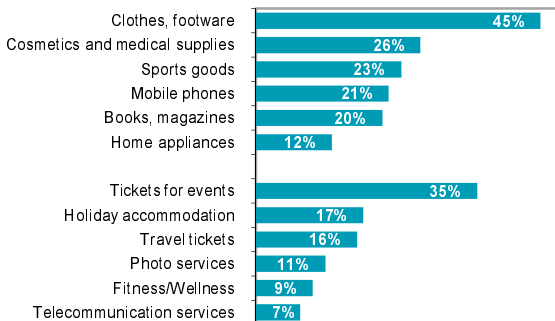
	%		
	2010	2011	2012
<b>Total (aged 16+)</b>	<b>25,4</b>	<b>28,0</b>	<b>30,6</b>
Total (aged 16–74)	27,4	30,2	33,2
<b>Gender:</b>			
Males (aged 16+)	28,0	29,0	31,5
Females (aged 16+)	23,0	26,9	29,8
<b>Age group:</b>			
16–24 years	38,8	40,5	46,3
25–34 years	44,5	48,0	54,3
35–44 years	34,7	39,3	43,1
45–54 years	22,1	25,3	27,9
55–64 years	10,5	13,1	15,7
65 years and over	3,0	3,7	3,9
<b>Highest education level (aged 25+):</b>			
Basic	4,2	5,4	6,0
Lower secondary (ISCED 3C)	14,0	16,4	18,7
Upper secondary (ISCED 3A and 4)	32,7	32,9	38,5
Tertiary (ISCED 5-6)	43,8	51,3	50,7
<b>Specific categories:</b>			
Students (aged 16+)	40,7	40,9	46,9
Pensioners	3,7	4,4	4,2

*as a percentage of all individuals in a given socio-demographic group*

**Figure C10 Individuals buying on the Internet**



**Figure C11 Individuals who bought selected products over the Internet; 2012**



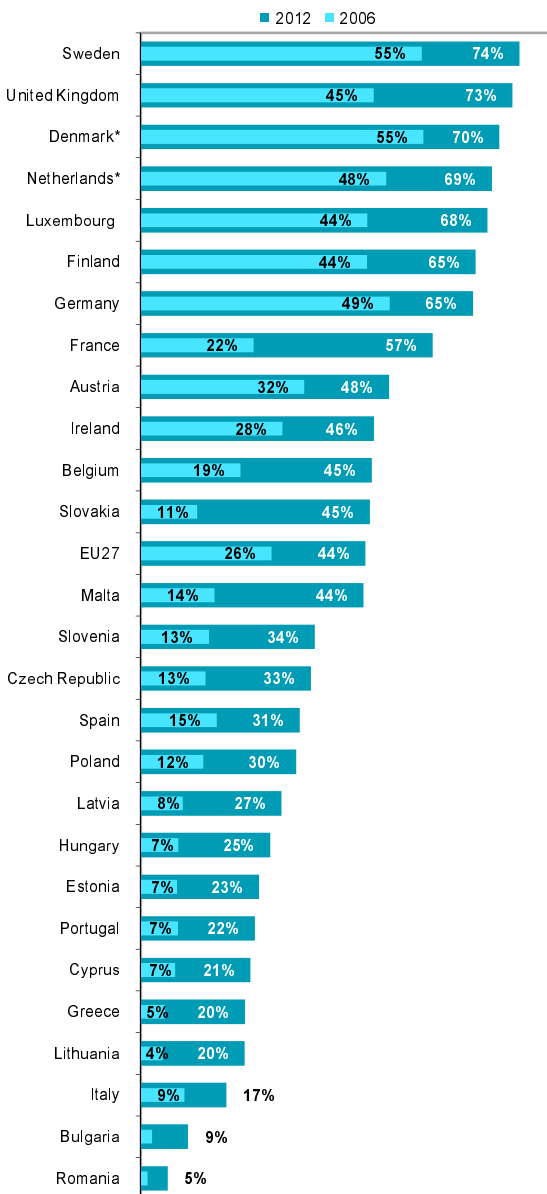
*as a percentage of individuals that bought any product over the Internet*

Source: Czech Statistical Office, Household Survey on ICT Use



## C Individuals

**Figure C12 Individuals buying on the Internet**



as a percentage of all individuals aged 16 to 74  
 \* year 2011 instead of 2012

Source: Eurostat, 2013

## C Individuals

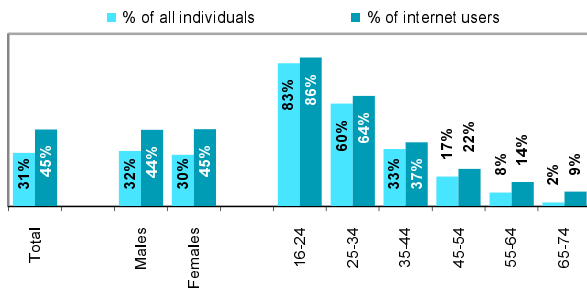
**Tab. C5 Internet activities of individuals in the Czech Republic**

%

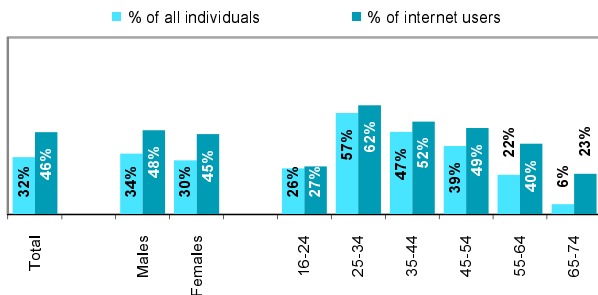
	2010	2011	2012
<b>Communication activities</b>			
Sending or receiving e-mails	55,3		65,0
Making telephone calls over the Internet	25,4	31,7	37,3
Using webcam for video calls	8,6	14,8	
Participation in social networks		24,6	31,0
Writing messages to any chat rooms (chatting)	19,6	20,6	24,0
<b>Information search on</b>			
Goods and services	49,8	51,6	58,2
Travel and accommodation	24,9	35,0	40,6
Culture	32,6	35,0	41,7
Health	19,2	29,0	36,2
<b>Leisure activities</b>			
Reading on-line news, newspaper, magazines	41,1	49,5	58,9
Watching movies, short films, videos or images	20,1	27,3	32,2
Playing or downloading games	12,5		16,4
Listening to Web radios	16,4	19,1	21,6
Watching Web television	14,2	17,4	20,0
<b>Internet services</b>			
Internet banking	21,0	27,4	32,3
Downloading computer software	11,2	10,7	
Selling of goods or services	7,9	10,1	11,3
Job searching	7,2	6,7	8,2

as a percentage of all individuals in a given socio-demographic group

**Figure C13 Individuals using social networks; 2012**

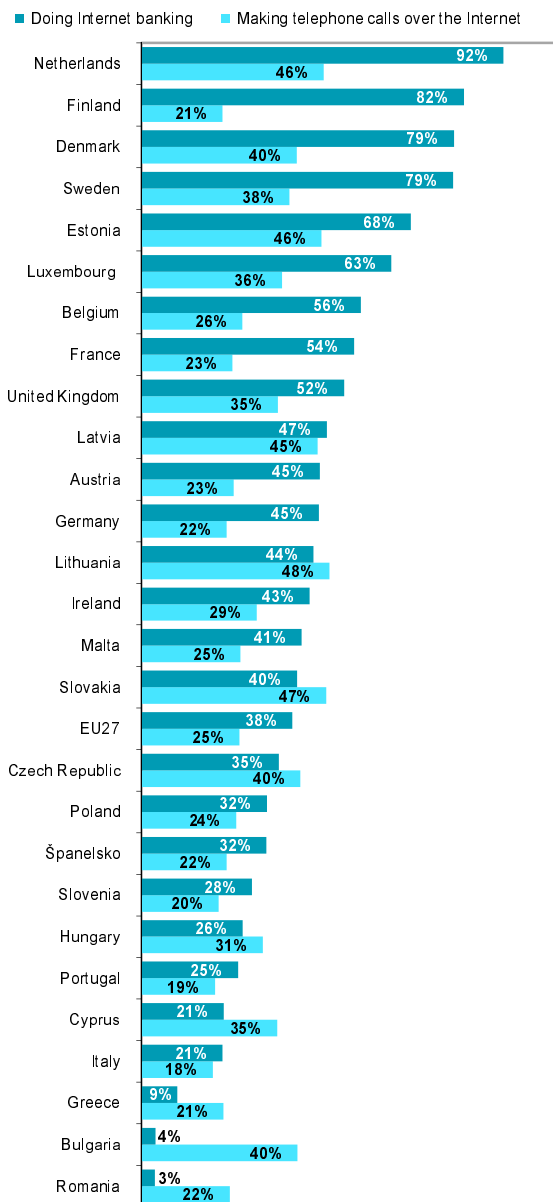


**Figure C14 Individuals using internet banking; 2012**



## C Individuals

**Figure C15 Individuals using internet banking and telephoning over the Internet, 2012**



as a percentage of all individuals aged 16 to 74

Source: Eurostat, 2013

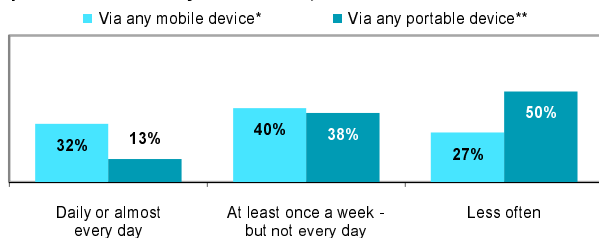
## C Individuals

**Tab. C6 Individuals using mobile or portable devices to access the Internet in the Czech Republic, 2012**

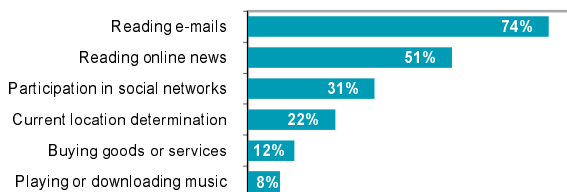
	Total	mobile*	portable**
<b>Total (aged 16+)</b>	<b>19,1</b>	<b>13,1</b>	<b>12,3</b>
Total (aged 16–74)	20,8	14,2	13,4
<b>Gender:</b>			
Males (aged 16+)	24,5	18,1	15,0
Females (aged 16+)	14,2	8,3	9,8
<b>Age group:</b>			
16–24 years	48,8	34,0	32,1
25–34 years	34,4	25,1	21,9
35–44 years	20,8	14,7	12,1
45–54 years	12,5	7,3	8,7
55–64 years	7,1	3,3	5,3
65 years and over	1,6	0,8	0,8
<b>Highest education level (aged 25+):</b>			
Basic	1,9	1,7	
Lower secondary (ISCED 3C)	7,5	5,4	3,6
Upper secondary (ISCED 3A and 4)	19,1	13,0	11,9
Tertiary (ISCED 5-6)	36,1	22,9	27,2
<b>Specific categories:</b>			
Students (aged 16+)	58,8	39,8	40,0
Pensioners	2,1	0,4	0,4

as a percentage of all individuals in a given socio-demographic group

**Figure C16 Frequency of accessing Internet from mobile or portable devices by individuals; 2012**



**Figure C17 Individuals using mobile devices\* for selected Internet activities; 2012**



as a percentage of individuals accessing Internet from any mobile device

\* any mobile phone or other mobile device such as e-Book reader, MP3 player

\*\* any portable computer (notebook, netbook) or tablet

Source: Czech Statistical Office, Household Survey on ICT Use