

## C Individuals

Since 2002 the Czech Statistical Office (CZSO) has been regularly collecting detailed information on the users of mobile telephones, personal computers and the Internet by an independent annual statistical survey titled: **"Sample Survey on ICT Use in Households and by Individuals"**.

This survey is conducted as an annex to the Labour Force Survey (LFS) using a **Computer Assisted Personal Interviewing (CAPI)** as a collection method. In line with the LFS methodology, the results are weighted on the whole targeted population of the Czech Republic.

Since 2006, the survey has been conducted according to the annual implementing measures of the **Framework Regulation (EC) no. 808/2004** concerning statistics on the information society that ensure data harmonisation and comparability among EU countries.

**Reference period:** Unless stipulated otherwise, the data for individuals generally pertains to the last three months from the moment of the interview (since 2005 it is a 2nd quarter of a monitored year),

**Sample size:** 10 000 individuals aged 16+

**The education category** is published for the 25 and over age group; as in the age category 16-24, there are a lot of students with a low highest education level received that are using ICT very intensively.

**Comparability of data published by the CZSO and Eurostat:** The data for the Czech Republic published by Eurostat differ slightly from the data published by the CZSO. This difference is due to the fact that Eurostat includes solely individuals between 16 and 74 years of age. The CZSO provides as standard data for the whole adult population aged 16+. *This is reason why the tables in this publication for the Czech Republic give dual total values: total 16+ and total 16-74.*

### Definitions:

- **ICT user:** person who used **mobile phone/computer/Internet** at least once in the last 3 months preceding the interview from any location (home, work, school, etc.) and for any purpose (personal use, work related use etc.). *Computer and internet is defined in chapter B*
- **The Internet use** shall mean any activity on the Internet carried out in an active manner, for instance, browsing of webpages, downloading of files, using emails, from any location (household, school, work, etc.) for any purpose (private, work, etc.) both on computers (including portable ones), tablets or mobile phones.
- **Internet activities** monitored are activities on the Internet, which respondents carried out for private purposes in the last three months before the survey implementation date. Only the cases of an on-line purchase and the Internet use in the interaction with public administration have the reference period of twelve months before the survey implementation date.
- **A purchase over the Internet (buying on the Internet)** shall mean the on-line ordering of goods or services over the Internet for private use. The placing of orders is done on websites of sellers or webshops. Delivery and payment via electronic means is not a requirement for an order via Internet.

The **Eurostat** online database for **Information society statistics** was used for the international comparison. *Data from this database were extracted in March 2014.*

Data on ICT use by individuals classified by **gender** of the respondents can be found in the publication titled: **"Focused on Men and Women"**.

[http://www.czso.cz/csu/2013edicniplan.nsf/engpubl/1413-13-eng\\_r\\_2013](http://www.czso.cz/csu/2013edicniplan.nsf/engpubl/1413-13-eng_r_2013)

**Further information on ICT use by individuals can be found at:**

[http://www.czso.cz/csu/redakce.nsf/i/domacnosti\\_a\\_jednotlivci](http://www.czso.cz/csu/redakce.nsf/i/domacnosti_a_jednotlivci)

## C Individuals

Tab. C1 Individuals using a mobile phone in the CR

	%		
	2011	2012	2013
<b>Total (aged 16+)</b>	<b>93,9</b>	<b>96,0</b>	<b>96,0</b>
Total (aged 16–74)	96,9	98,2	98,3
<b>Gender:</b>			
Males (aged 16+)	95,7	96,8	96,7
Females (aged 16+)	92,3	95,2	95,4
<b>Age group:</b>			
16–24 years	98,7	99,9	99,8
25–34 years	99,2	99,5	99,7
35–44 years	99,4	99,6	99,8
45–54 years	99,1	98,1	99,0
55–64 years	94,9	97,4	97,6
65 and more years	74,8	83,8	89,9
<b>Highest education level (aged 25+):</b>			
Basic	77,2	83,1	84,0
Lower secondary (ISCED 3C)	93,7	96,1	95,4
Upper secondary (ISCED 3A and 4)	96,1	97,7	97,9
Tertiary (ISCED 5-6)	97,5	98,8	98,3
<b>Specific categories:</b>			
Students (aged 16+)	98,7	99,9	99,7
Pensioners	79,6	86,6	86,7

as a percentage of all individuals in a given socio-demographic group

Figure C1 Individuals using a mobile phone

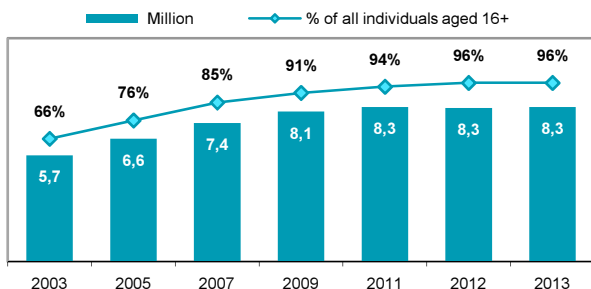
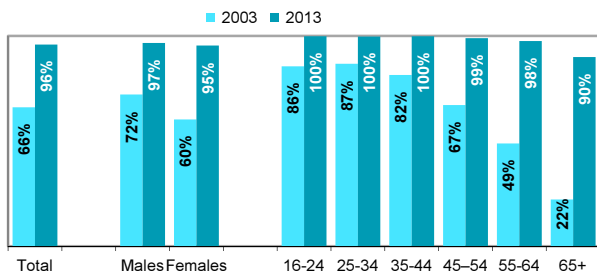


Figure C2 Individuals using a mobile phone by gender and age



as a percentage of all individuals in a given socio-demographic group

Source: Czech Statistical Office, Household Survey on ICT Use

## C Individuals

Tab. C2 Individuals using a computer in the Czech Republic

	2011	2012	2013
<b>Total (aged 16+)</b>	<b>67,1</b>	<b>69,5</b>	<b>70,2</b>
Total (aged 16–74)	72,2	75,0	75,7
<b>Gender:</b>			
Males (aged 16+)	70,7	72,5	72,8
Females (aged 16+)	63,7	66,6	67,7
<b>Age group:</b>			
16–24 years	95,4	96,3	96,5
25–34 years	88,3	92,7	91,6
35–44 years	86,3	88,2	91,0
45–54 years	73,6	79,4	81,2
55–64 years	48,6	56,2	57,6
65 and more years	18,2	17,3	18,9
<b>Highest education level (aged 25+):</b>			
Basic	19,7	22,7	20,7
Lower secondary (ISCED 3C)	51,9	56,6	57,5
Upper secondary (ISCED 3A and 4)	76,7	81,5	80,2
Tertiary (ISCED 5-6)	92,4	91,3	90,3
<b>Specific categories:</b>			
Students (aged 16+)	98,7	99,6	98,7
Pensioners	21,4	20,9	23,5

as a percentage of all individuals in a given socio-demographic group

Figure C3 Individuals using a computer

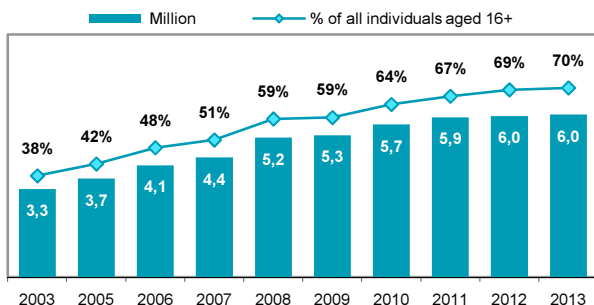
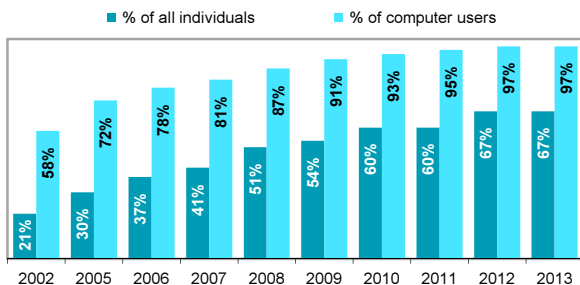


Figure C4 Individuals using a computer at home



Source: Czech Statistical Office, Household Survey on ICT Use

## C Individuals

Tab. C3 Individuals using Internet in the Czech Republic

%

	2011	2012	2013
<b>Total (aged 16+)</b>	<b>65,5</b>	<b>69,5</b>	<b>70,4</b>
Total (aged 16–74)	73,0	75,1	76,0
<b>Gender:</b>			
Males (aged 16+)	69,2	72,3	73,1
Females (aged 16+)	61,9	66,8	67,9
<b>Age group:</b>			
16–24 years	94,8	96,2	96,9
25–34 years	87,4	92,9	91,8
35–44 years	84,1	89,0	91,2
45–54 years	72,0	79,4	81,2
55–64 years	46,3	56,0	58,0
65 and more years	16,3	16,8	19,0
<b>Highest education level (aged 25+):</b>			
Basic	18,6	22,3	20,3
Lower secondary (ISCED 3C)	49,6	56,8	58,2
Upper secondary (ISCED 3A and 4)	74,9	81,5	80,2
Tertiary (ISCED 5-6)	91,3	91,4	90,2
<b>Specific categories:</b>			
Students (aged 16+)	98,2	99,6	98,9
Pensioners	19,7	20,5	23,4

as a percentage of all individuals in a given socio-demographic group

Figure C5 Individuals using Internet

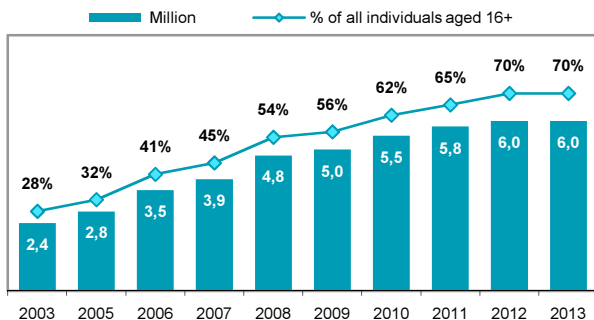
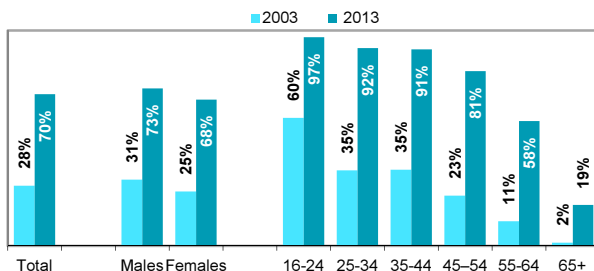


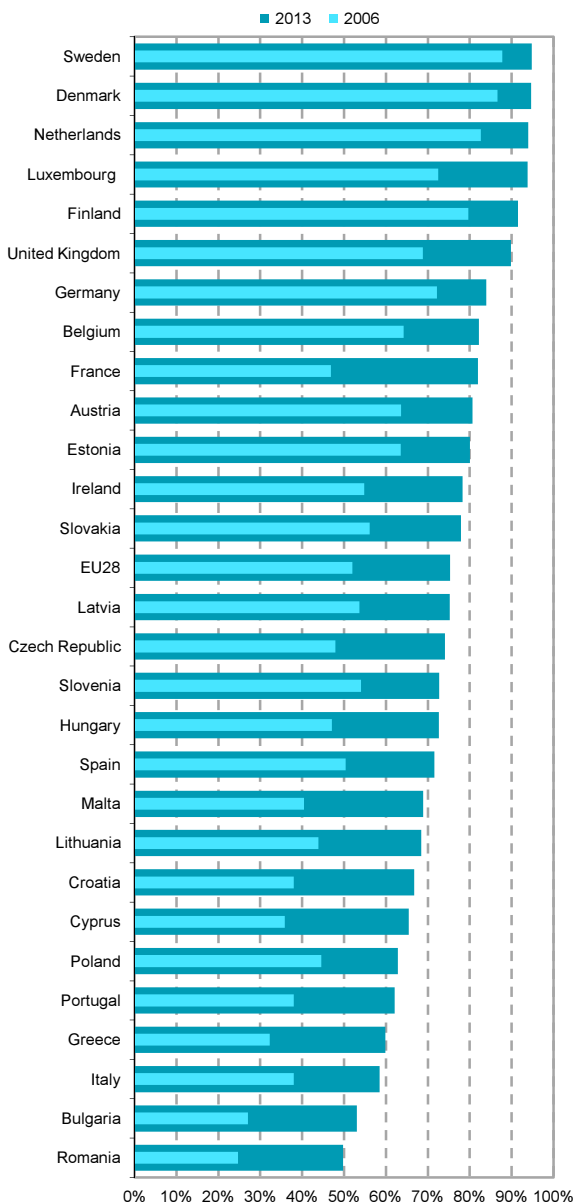
Figure C6 Individuals using Internet by gender and age



Source: Czech Statistical Office, Household Survey on ICT Use

## C Individuals

Figure C7 Individuals using Internet



as a percentage of all individuals aged 16 to 74

Source: Eurostat 2014

## C Individuals

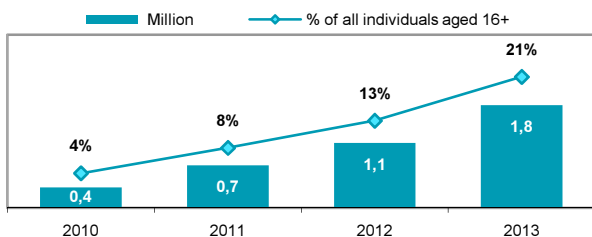
**Tab. C4 Individuals using mobile or portable devices to access the Internet in the Czech Republic, 2013**

	Mobile phone	Notebook	Tablet
<b>Total (aged 16+)</b>	<b>20,7</b>	<b>15,4</b>	<b>1,6</b>
Total (aged 16–74)	22,4	16,7	1,7
<b>Gender:</b>			
Males (aged 16+)	26,4	18,5	1,8
Females (aged 16+)	15,3	12,5	1,4
<b>Age group:</b>			
16–24 years	50,5	36,5	5,0
25–34 years	38,6	23,5	3,2
35–44 years	25,5	20,9	1,8
45–54 years	14,2	12,4	0,8
55–64 years	4,9	6,2	.
65–74 years	2,0	1,1	.
<b>Highest education level (aged 25+):</b>			
Basic	1,5	1,7	.
Lower secondary (ISCED 3C)	8,9	4,7	0,7
Upper secondary (ISCED 3A and 4)	19,7	15,6	1,3
Tertiary (ISCED 5-6)	37,2	32,8	2,2
<b>Specific categories:</b>			
Students (aged 16+)	54,3	45,3	5,4
Pensioners	1,3	1,2	.

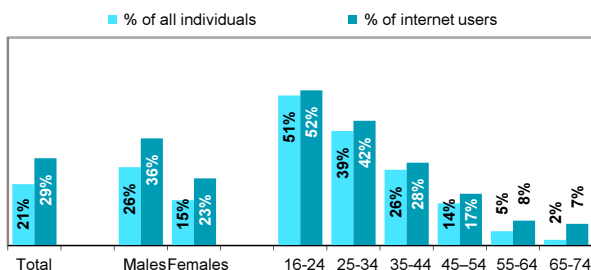
%

as a percentage of all individuals in a given socio-demographic group

**Figure C8 Individuals using mobile phone to access the Internet**



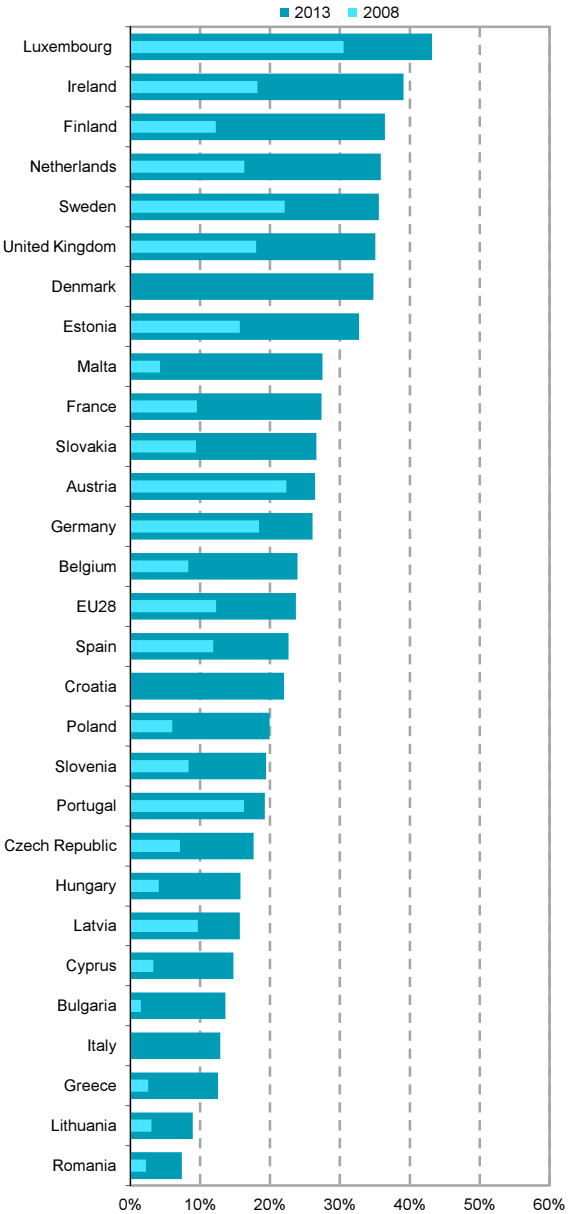
**Figure C9 Individuals using mobile phone to access the Internet by gender and age; 2013**



Source: Czech Statistical Office, Household Survey on ICT Use

## C Individuals

**Figure C10 Individuals using a notebook or tablet to access the Internet away from home or work**



as a percentage of all individuals aged 16 to 74

Source: Eurostat 2014

## C Individuals

Tab. C5 Individuals buying on the Internet in the CR

	%		
	2011	2012	2013
<b>Total (aged 16+)</b>	<b>28,0</b>	<b>30,6</b>	<b>34,4</b>
Total (aged 16–74)	30,2	33,2	37,3
<b>Gender:</b>			
Males (aged 16+)	29,0	31,5	35,6
Females (aged 16+)	26,9	29,8	33,4
<b>Age group:</b>			
16–24 years	40,5	46,3	53,9
25–34 years	48,0	54,3	58,3
35–44 years	39,3	43,1	46,9
45–54 years	25,3	27,9	32,4
55–64 years	13,1	15,7	19,8
65 and more years	3,7	3,9	4,5
<b>Highest education level (aged 25+):</b>			
Basic	5,4	6,0	5,4
Lower secondary (ISCED 3C)	16,4	18,7	21,3
Upper secondary (ISCED 3A and 4)	32,9	38,5	41,4
Tertiary (ISCED 5-6)	51,3	50,7	53,8
<b>Specific categories:</b>			
Students (aged 16+)	40,9	46,9	54,4
Pensioners	4,4	4,2	6,2

as a percentage of all individuals in a given socio-demographic group

Figure C11 Individuals buying on the Internet

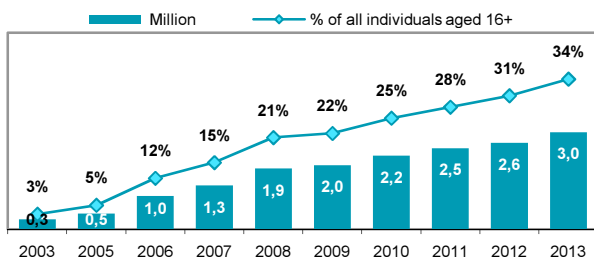
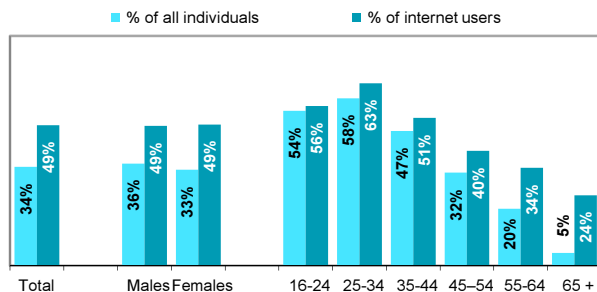


Figure C12 Individuals buying on the Internet by gender and age; 2013

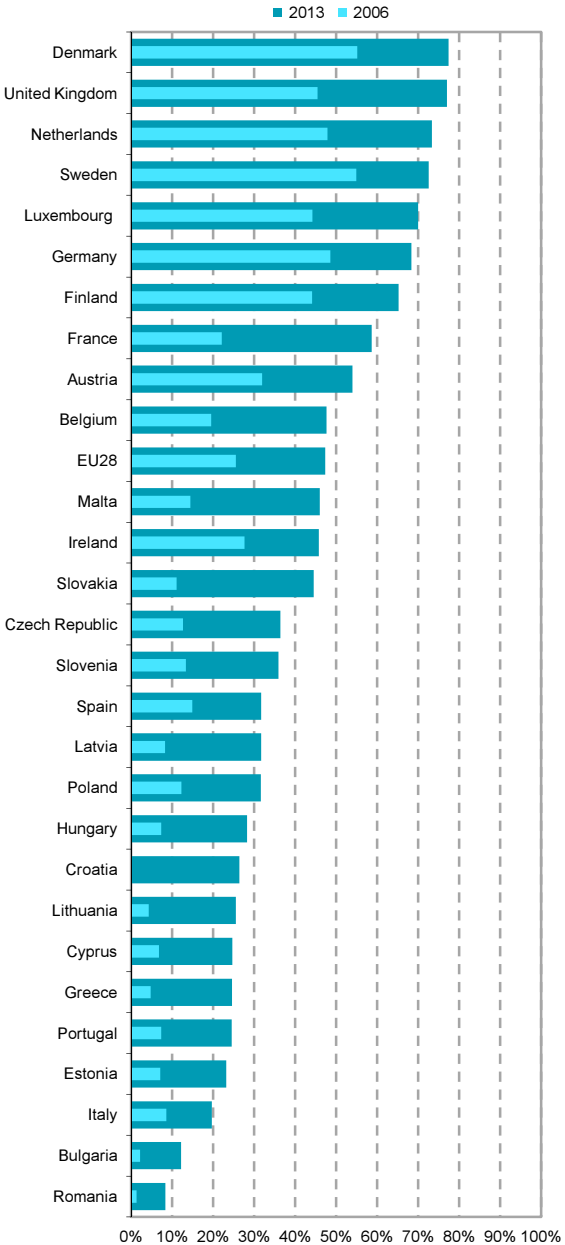


Source: Czech Statistical Office, Household Survey on ICT Use



## C Individuals

**Figure C13 Individuals buying on the Internet**



as a percentage of all individuals aged 16 to 74

Source: Eurostat 2014

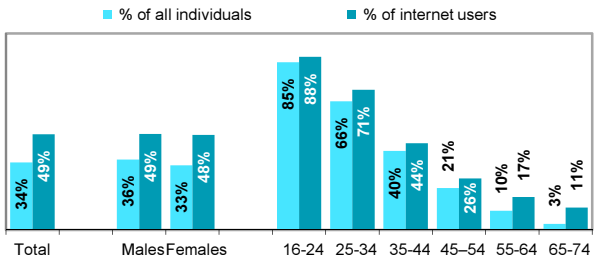
## C Individuals

**Tab. C6 Internet activities of individuals in the Czech Republic** %

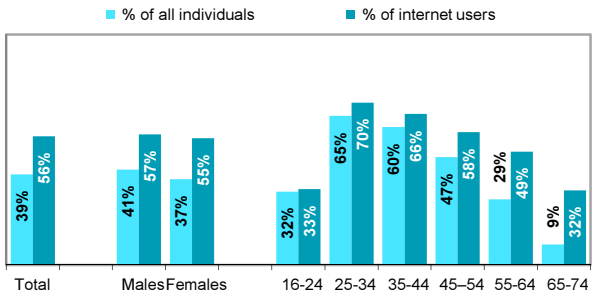
	2011	2012	2013
<b>Communication activities</b>			
Sending or receiving e-mails		65,0	66,0
Making telephone calls over the Internet	31,7	37,3	
Participation in social networks	24,6	31,0	34,3
Writing messages to any chat rooms (chatt)	20,6	24,0	
<b>Information search on</b>			
Goods and services	51,6	58,2	60,0
Travel and accommodation	35,0	40,6	41,3
Culture	35,0	41,7	
Health	29,0	36,2	38,5
<b>Leisure activities</b>			
Reading on-line news, newspaper, magaz.	49,5	58,9	60,1
Watching movies, short films, videos	27,3	32,2	36,3
Playing or downloading games		16,4	17,3
Listening to Web radios	19,1	21,6	21,5
Watching Web television	17,4	20,0	20,7
<b>Internet services</b>			
Internet banking	27,4	32,3	39,3
Selling of goods or services	10,1	11,3	15,9

as a percentage of all individuals aged 16+

**Figure C14 Individuals using social networks; 2013**



**Figure C15 Individuals using internet banking; 2013**



Source: Czech Statistical Office, Household Survey on ICT Use