

G eHealth

Data on e-Health services are processed from the comprehensive annual survey on information on health care services providers E (MZ) 1-01 performed by the **Institute of Health Information and Statistics of the Czech Republic** (IHIS CR). This survey includes questions on the ICT equipment of practices of **independent physicians**, data on **online services** offered via websites of independent physicians and **keeping health records (documentation) in the electronic form**.

The survey includes also detailed questions on available functionalities and used records of **electronic information healthcare systems** deployed in offices of independent physicians.

Reference period: the data are as at 31 November of the reference year for ICT equipment of practices and 3 months prior to the survey for seeking health-related information by individuals.

Available breakdowns: Data on the ICT use by independent physicians are available by the type of practice – general practitioner for adults, general practitioner for children, dentist, gynecologist, and specialist.

The independent annual statistical survey called **Sample Survey on the ICT Use in Households and by Individuals** (for details see Chapter C) has been a valuable source of information how many individuals use the internet for seeking health-related information in the last 3 months. The survey results are internationally comparable as a percentage of all individuals aged 16 to 74 years.

International data and comparisons of certain indicators are taken from the **Eurostat database** for digital economy and society, data of which are updated every year in December. Detailed information can be found at: https://bit.ly/Comprehensive_database.

Definitions (sorted alphabetically)

- A **specialist physician** shall mean a doctor in a specific field of medicine as a dermatologist or an urologist, etc. This category excludes gynecologists and dentists.
- **Independent physicians** include all independent practices who are not part of another medical facility, e.g. hospital.
- **Lists of patients by diagnosis, laboratory results or for an appointment** for examinations shall mean a list of electronic records of all patients of the health establishment by a given criterion entered.
- **Online appointments to the physician** shall mean that the patients may make appointments for examination and/or medical intervention by means of an online editable form, which is transmitted directly from the website of the surgery. **These do not include making appointments simply by email.**
- **Online consultancies** shall mean the option to send health related queries via a website of the physician's surgery.
- **Online prescribing** allows a physician to use digital prescription software to electronically transmit a prescription to the patient. Patient receives an electronic identification code which then produces to the pharmacist.
- **Online prescription order** mean that the patients fill out an online form and receives their electronic prescription via email or SMS.
- **Seeking health-related information** includes searching for information about injuries, diseases, nutrition, improving health, etc.
- **The drug interaction alerts** shall mean that the system issues a notice to the physician if the patient has been prescribed medicines, which have mutual effects.
- **Laboratory tests ordering** is made from a computer in a physician's office. The result are received in a form of secure protocol.

For more information see:

https://www.czso.cz/csu/czso/information_technologies_in_the_czech_health_sector

Table G1 Independent surgeries of physicians in Czechia with the computer, the internet access and the website; 2022

	Percentage		
	Computer	Internet	Website
Total	96,5	95,6	51,5
General practitioners (GP) for adults	98,6	97,5	57,7
General practitioners (GP) for children	98,8	98,1	71,5
Dentists	97,6	96,3	35,6
Gynecologists	97,1	96,5	66,5
Specialists	93,9	93,1	51,3

Figure G1 Independent surgeries of physicians with the internet access and the website

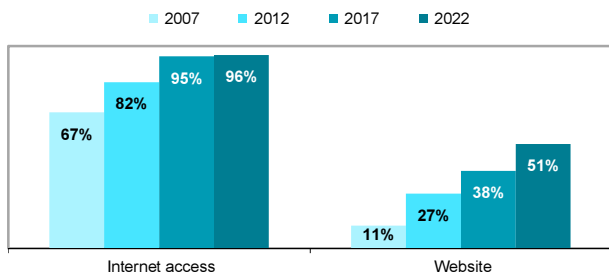


Figure G2 Independent surgeries of physicians with the internet access

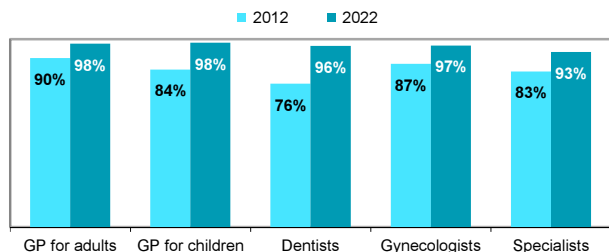
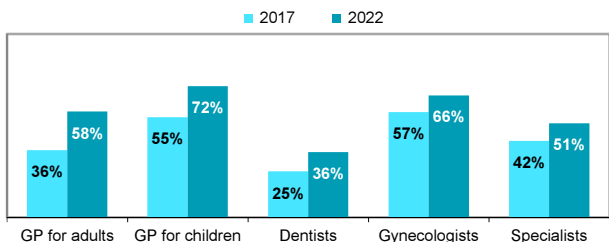


Figure G3 Independent surgeries of physicians having own website



as a percentage of all independent surgeries of a given physician practice

Source: Institute of Health Information and Statistics and CZSO own calculations

Table G2 Selected online services available on the websites of independent surgeries of physicians in Czechia; 2022

	Percentage		
	Online appointment	Online consultation	Online prescription
Total	22,9	18,2	35,3
General practitioners (GP) for adults	33,6	24,5	53,3
General practitioners (GP) for children	33,0	36,4	53,3
Dentists	8,9	5,2	11,8
Gynecologists	34,3	32,9	56,1
Specialists	21,6	16,5	32,7

Figure G4 Independent surgeries of physicians having a website application for making online appointment

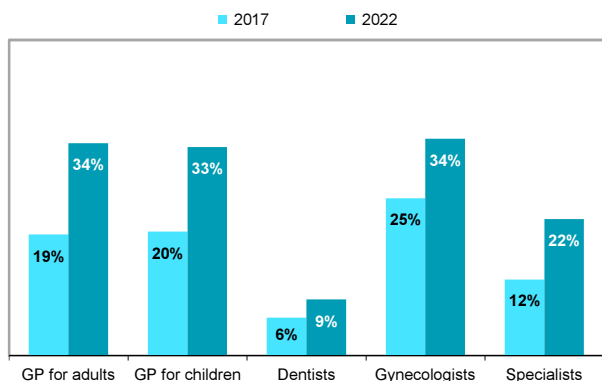
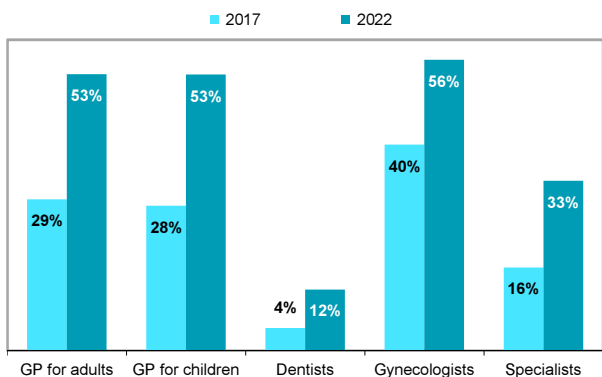


Figure G5 Independent surgeries of physicians having a website application for online prescriptions



as a percentage of all independent surgeries of a given physician practice

Source: Institute of Health Information and Statistics and CZSO own calculations

Table G3 Independent surgeries of physicians in Czechia using selected functions of e-health information systems; 2022

	Percentage		
	Medical prescription	Drug interaction alerts	Laboratory tests ordering
Total	75,6	36,5	41,3
General practitioners (GP) for adults	86,5	58,7	73,4
General practitioners (GP) for children	82,0	45,0	66,0
Dentists	70,2	17,2	6,2
Gynecologists	84,1	42,1	68,9
Specialists	69,6	33,1	34,8

Figure G6 Independent surgeries of physicians using e-health information systems for drug interaction alerts

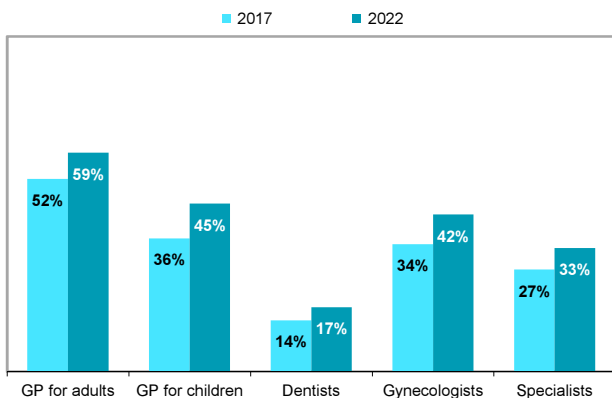
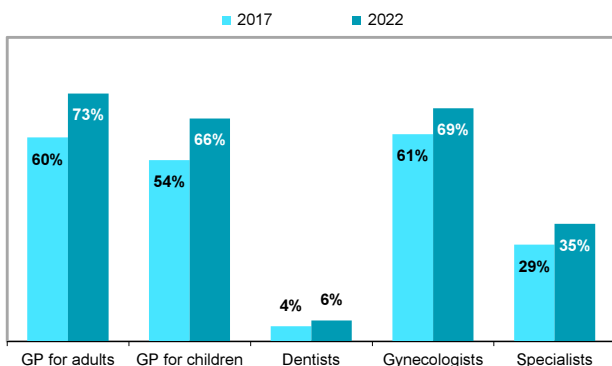


Figure G7 Independent surgeries of physicians using e-health information systems for laboratory tests orderings



as a percentage of all physicians of a given practice

Source: Institute of Health Information and Statistics and CZSO own calculations

Table G4 Independent surgeries of physicians in Czechia using e-health inf. systems for generating patient extracts; 2022

	Percentage		
	Patients for appointment	Patients by diagnosis	Patients by laboratory results
Total	48,7	56,3	30,0
General practitioners (GP) for adults	67,3	72,2	47,1
General practitioners (GP) for children	61,6	61,0	38,7
Dentists	37,2	33,0	9,8
Gynecologists	65,5	73,0	47,0
Specialists	39,5	58,6	28,7

Figure G8 Independent surgeries of physicians using e-health information systems for generating patients by diagnosis

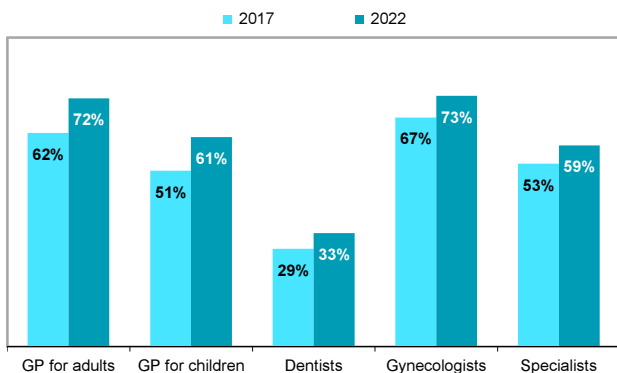
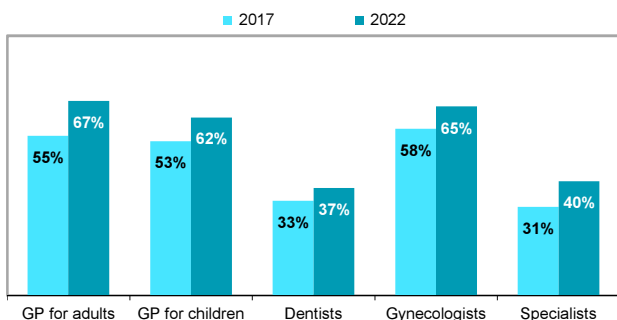


Figure G9 Independent surgeries of physicians using e-health information systems for generating patients for appointment



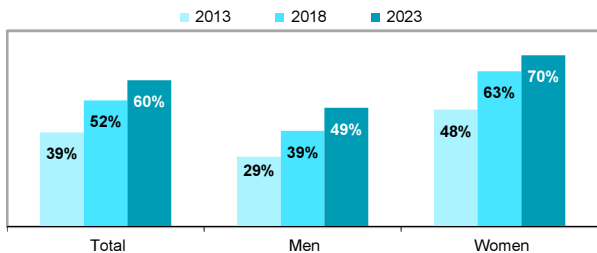
as a percentage of all physicians of a given practice

Source: Institute of Health Information and Statistics and CZSO own calculations

Table G5 Persons in Czechia using the internet for seeking health-related information

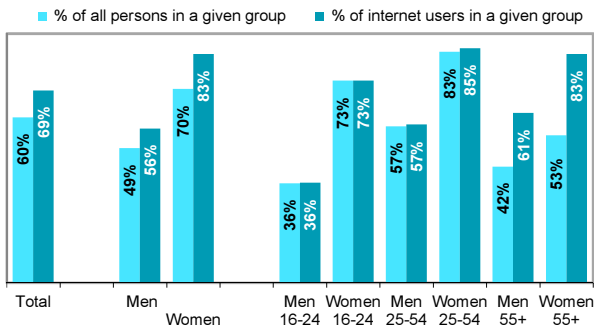
	Percentage		
	2015	2020	2023
Total (aged 16+)	37,3	57,8	59,7
Men	26,4	49,2	48,6
Women	47,9	66,0	70,0
Age group (years)			
16–24	23,3	45,2	54,8
25–34	46,2	69,9	68,9
35–44	48,3	74,7	72,7
45–54	47,5	71,0	69,1
55–64	41,0	59,2	66,8
65–74	24,4	41,1	48,0
75+	8,2	15,8	22,1
Education (aged 25–64)			
Low	32,5	57,4	56,1
Middle	54,8	74,0	75,1
High	59,2	82,2	80,2

Figure G10 Persons aged 16+ using the internet for seeking health-related information by gender



as a percentage of all persons in a given socio-demographic group

Figure G11 Use of the internet for seeking health-related information by gender and age; 2023



Source: Czech Statistical Office, ICT use survey in households

Figure G12 Men aged 16–74 years in EU countries using the internet for seeking health-related information; 2023

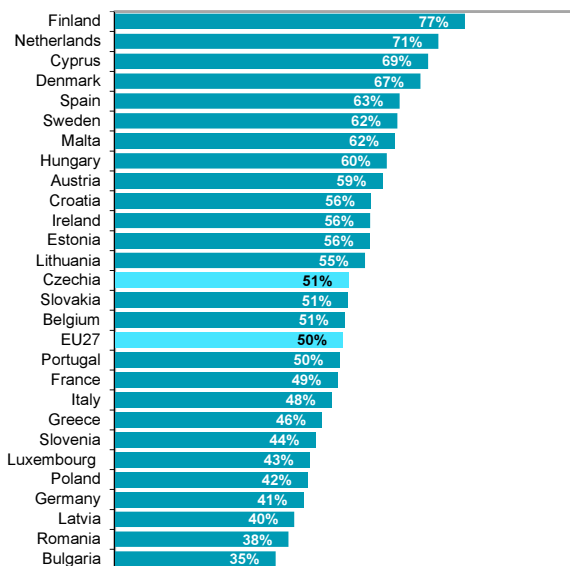


Figure G13 Women aged 16–74 years in EU countries using the internet for seeking health-related information; 2023

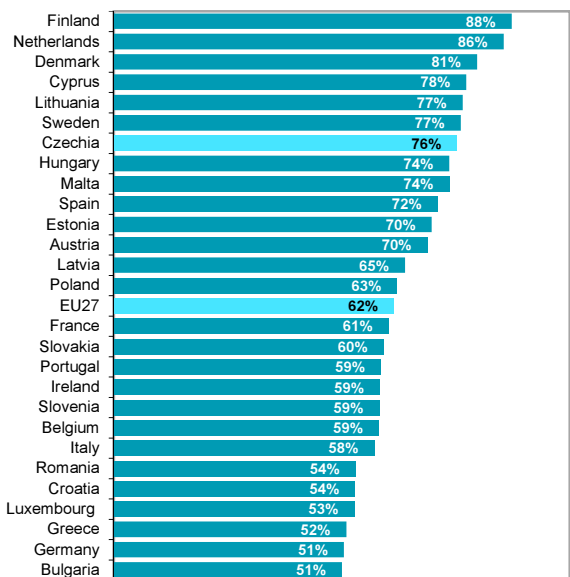
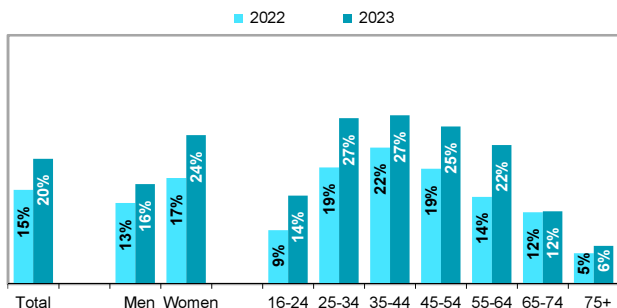


Table G6 Persons in Czechia using the internet for making an appointment with the physician; 2023

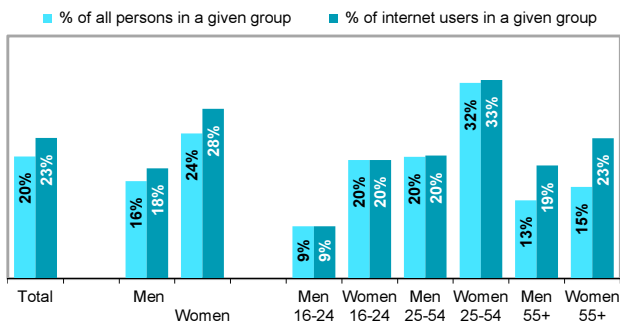
	Percentage		
	Total	Men	Women
Total (aged 16+)	20,1	16,0	23,9
Age group (years)			
16–24	14,2	8,6	19,5
25–34	26,6	17,0	36,4
35–44	27,1	22,9	31,2
45–54	25,3	20,0	30,1
55–64	22,3	18,1	26,1
65–74	11,7	11,9	11,4
75+	6,1	6,8	5,6
Education (aged 25–64)			
Low	16,3	14,2	18,9
Middle	28,0	19,9	34,4
High	34,7	29,5	38,9

Figure G14 Making appointment with the physician via the internet by gender and age



as a percentage of all persons in a given socio-demographic group

Figure G15 Making appointment with the physician via the internet by gender and age; 2023



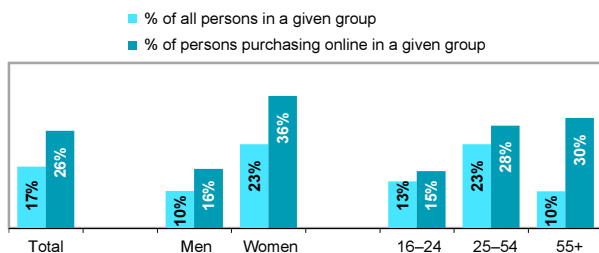
Source: Czech Statistical Office, ICT use survey in households

Table G7 Persons in Czechia purchasing medicine or dietary supplements on the internet; 2023

	Percentage		
	Total	Men	Women
Total (aged 16+)	16,7	10,1	22,8
16–24 years old	12,7	8,5	16,8
25–54 years old	22,8	12,8	32,4
55 years and more	10,0	6,9	12,8

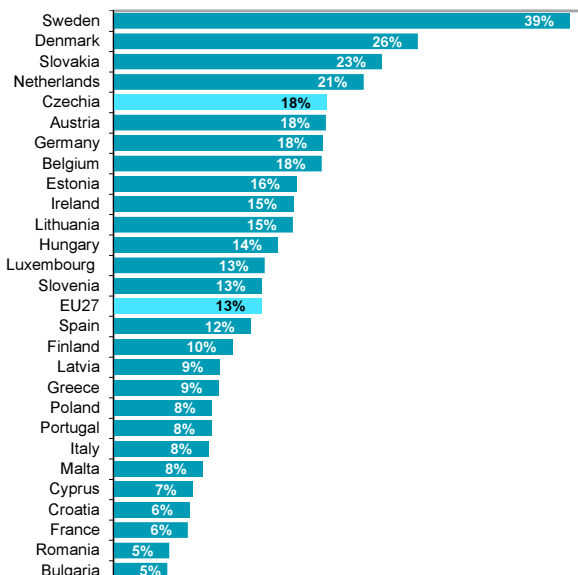
as a percentage of all persons in a given group

Figure G16 Persons aged 16+ purchasing medicine or dietary supplements on the internet; 2023



Source: Czech Statistical Office, ICT use survey in households

Figure G17 Persons aged 16–74 years in EU countries purchasing medicine or dietary supplements online; 2023



Source: Eurostat