

D Enterprises

Since 2002, the Czech Statistical Office (CZSO) has been regularly monitoring developments in usage of information technologies by enterprises with 10 and more employees in selected industries by using an independent annual statistical survey titled: „**Survey on the Use of ICT in the Business Enterprise Sector**“.

In 2013 this survey was conducted in the first quarter, with the response size of approximately **6 500 enterprises with 10 or more employees**. The resulting data was then extrapolated to the entire population of enterprises in the Czech Republic (40 thousands enterprises).

Since 2006, the survey has been conducted according to the annual implementing measures of the **Framework Regulation (EC) no. 808/2004** concerning statistics on the information society that ensure data harmonisation and comparability among EU countries.

Reference period: 31 December (for the years 2000–2004), since 2006 the reference period refers to January of the monitored year. In the case of electronic commerce and using the Internet for interaction with public authorities, the data pertains to the entire year.

Sample size: 8 000 enterprises with 10 and more persons employed

Data comparability:

- The data since 2008 (January 2009) are not fully comparable with data for previous years. This difference is due to implementation of new NACE classification.
- The data for the Czech Republic presented by Eurostat may differ slightly from data presented by the CZSO. This difference is due to the fact that Eurostat does not include, as part of the data it publishes, enterprises from the financial sector.

Definitions:

- **Broadband** – see definitions in **Chapter A** of this publication
- **Electronic commerce** shall mean purchases or sales (placing or accepting orders) via Internet or other computer networks through websites (Web e-commerce) or using the electronic data interchange (EDI e-commerce), regardless of the method of payment or delivery. *Purchases (sales) implemented on the basis of orders prepared from information obtained on the Internet but placed in a traditional way (by phone, fax, or written order) or by e-mail are not included.*
- **Web e-Commerce** are purchases or sales made via an online store (web shop), via web forms on a website or extranet, or “apps” regardless of how the web is accessed (computer, laptop, mobile phone etc.)
- **Electronic data interchange (EDI)** refers to the structured transmission of data or documents (messages) between organizations or enterprises by electronic means in an agreed format which allows its automatic processing (e.g. EDIFACT, XML, etc.) and without the individual message being manually typed.
- **Homeworker** is defined here as a person working at least half day per week from their homes (home office) or from other premises of their choosing other than the workplace, for remuneration, by using ICT to conduct and deliver results of a product or service specified by the employer.
- **Intranet** is an internal company communications network using Internet protocol allowing communications within an organisation.

The **Eurostat** online database for **Information society statistics** was used for the international comparison. *Data from this database were extracted in March 2014.*

Further information on ICT usage by enterprises can be found at:

http://www.czso.cz/csu/redakce.nsf/i/podnikatelsky_sektor

D Enterprises

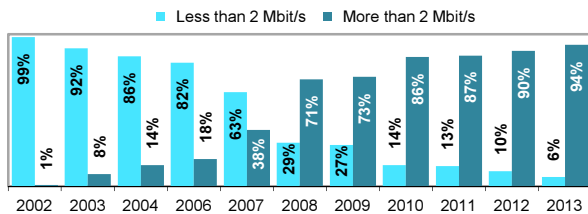
Tab. D1 Enterprises with Internet access in the CR; 2013

%

	Total	download speed	
		at least 2 Mb/s	at least 30 Mb/s
Total (10 and more employees)	96,3	90,4	18,0
Small enterprises (10-49)	95,6	88,9	17,7
Medium enterprises (50-249)	99,1	96,1	17,6
Large enterprises (250+)	99,7	97,7	27,8
NACE category:			
Manufacturing	97,8	91,4	14,4
Electricity, gas and water supply	95,3	89,6	16,6
Construction	96,9	90,6	17,5
Sale and repair of motor vehicles	97,2	93,5	18,8
Wholesale trade	98,0	91,2	17,9
Retail trade	89,8	82,3	14,1
Transport and storage	97,4	91,4	17,7
Accommodation	97,1	90,9	21,2
Food and beverage services	88,9	83,9	17,9
Travel agency and related activities	99,0	97,0	29,9
Media industries incl. publishing activ.	99,0	98,0	32,0
Telecommunications	99,1	99,1	68,1
Computer programm. and related activ.	99,2	98,1	34,9
Financial and insurance activities	99,3	97,8	34,9
Real estate activities	97,6	89,4	22,0
Professional, scient. and technical activ.	98,3	93,7	25,2
Administrative and support activities	92,3	88,1	19,3

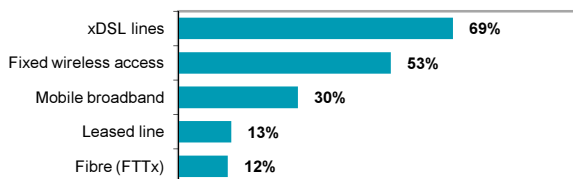
as a percentage of all enterprises in a given group

Figure D1 Speed of Internet connection used by enterprises*



* Maximum contracted download speed of the fastest fixed Internet connection used by enterprise

Figure D2 Type of broadband connection(s) used by enterprises; 2013



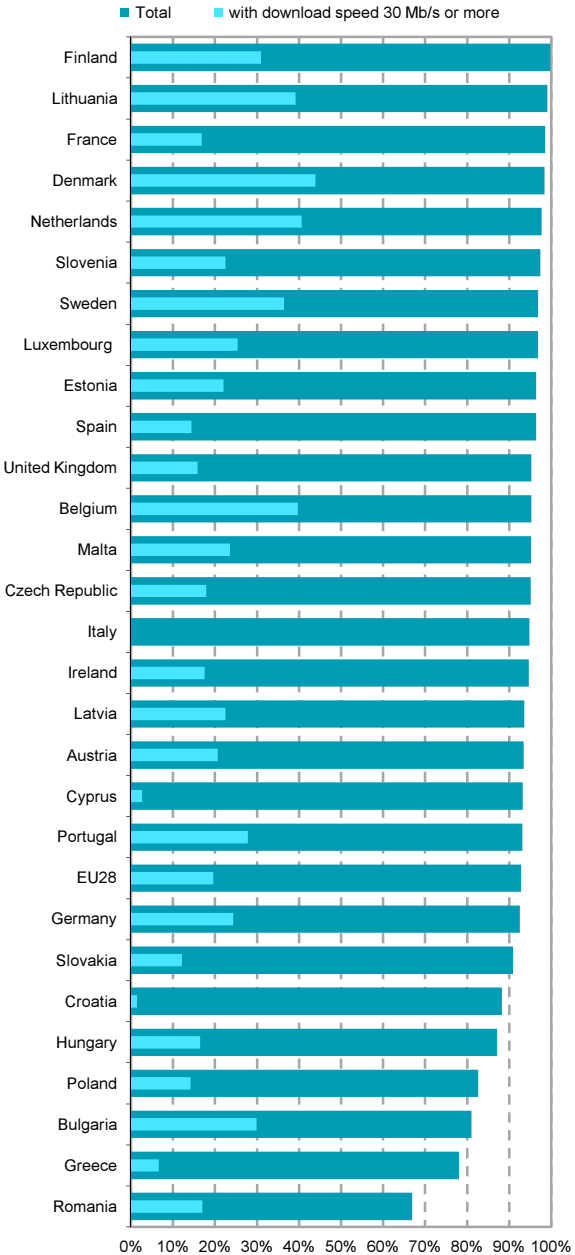
Note: Multiple responses allowed

as a percentage of enterprises with Internet access

Source: Czech Statistical Office, Enterprise Survey on ICT Use

D Enterprises

Figure D3 Enterprises with broadband access; 2013



as a percentage of all enterprises

Source: Eurostat 2014

D Enterprises

Tab. D2 Enterprises with a Website in the CR; 2013

%

	Total	Available in foreign language	Created by external company
Total (10 and more employees)	80,2	34,0	67,1
Small enterprises (10-49)	77,0	27,6	64,4
Medium enterprises (50-249)	92,5	56,2	79,1
Large enterprises (250+)	92,4	71,2	73,5
NACE category:			
Manufacturing	82,2	45,6	68,7
Electricity, gas and water supply	80,5	24,3	68,4
Construction	80,1	12,8	69,7
Sale and repair of motor vehicles	91,4	19,7	80,1
Wholesale trade	91,6	36,3	77,7
Retail trade	57,0	11,8	48,4
Transport and storage	66,1	30,5	56,1
Accommodation	94,0	79,7	86,5
Food and beverage services	70,0	28,0	62,1
Travel agency and related activities	97,0	50,8	80,6
Media industries incl. publishing activ.	96,9	45,0	65,7
Telecommunications	95,2	28,6	50,3
Computer programm. and related activ.	93,8	61,9	43,8
Financial and insurance activities	94,3	56,4	81,6
Real estate activities	84,7	23,2	71,0
Professional, scient. and technical activ.	84,8	47,6	68,9
Administrative and support activities	71,8	23,8	63,9

as a percentage of all enterprises in a given group

Figure D4 Enterprises with a Website

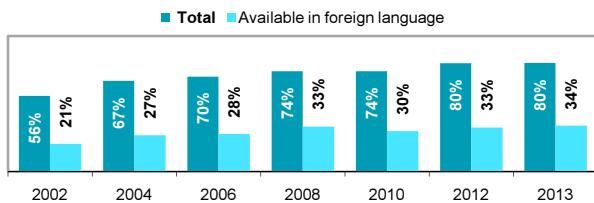
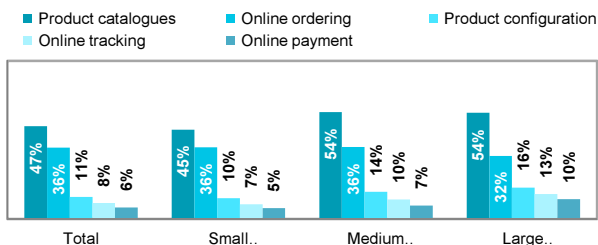


Figure D5 Sales related applications available on enterprises' websites; 2013

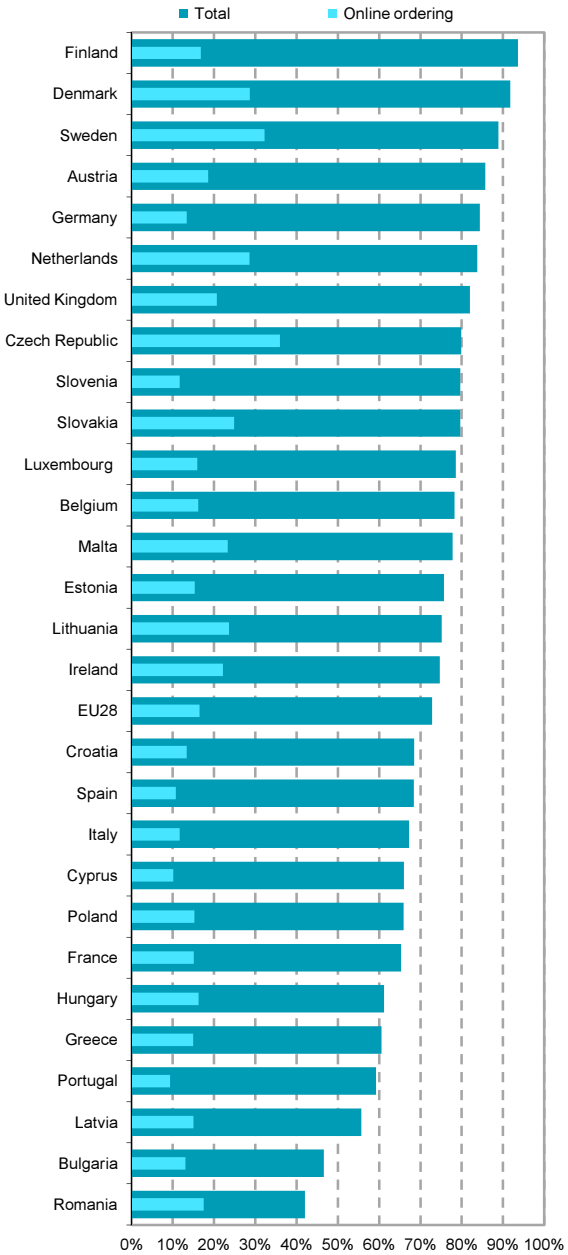


as a percentage of all enterprises in a given size class

Source: Czech Statistical Office, Enterprise Survey on ICT Use

D Enterprises

Figure D6 Enterprises with a Website



as a percentage of all enterprises

Source: Eurostat 2014

D Enterprises

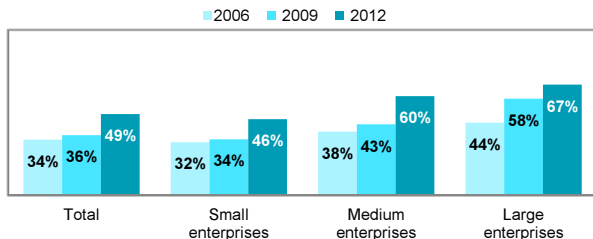
Tab. D3 Value of e-purchases in the Czech Republic; 2012

%

	Total	Via websites	Using EDI
Total (10 and more employees)	30,2	8,7	21,5
Small enterprises (10-49)	17,0	8,2	8,7
Medium enterprises (50-249)	22,5	11,3	11,2
Large enterprises (250+)	38,8	7,7	31,1
NACE category:			
Manufacturing	31,4	8,0	23,4
Electricity, gas and water supply	40,8	7,1	33,7
Construction	12,7	7,4	5,4
Sale and repair of motor vehicles	61,3	20,0	41,3
Wholesale trade	21,4	9,1	12,4
Retail trade	53,8	12,1	41,6
Transport and storage	7,3	5,0	2,3
Accommodation	11,7	7,7	3,9
Food and beverage services	13,3	8,4	4,9
Travel agency and related activities	35,1	18,4	16,7
Media industries incl. publishing activ.	19,1	14,2	4,9
Telecommunications	49,7	4,0	45,7
Computer programm. and related activ.	45,0	23,7	21,3
Real estate activities	9,1	7,8	1,3
Professional, scient. and technical activ.	11,8	8,9	2,9
Administrative and support activities	25,3	13,6	11,6

as a percentage of the total financial value of all enterprises' purchases

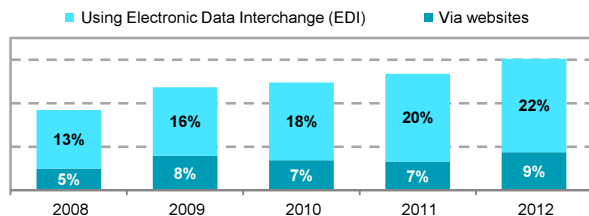
Figure D7 Enterprises placing e-orders*



* Includes all enterprises that during the reference year placed at least one electronic order over the Internet or any other computer network to buy any good or service.

as a percentage of all enterprises in a given size class

Figure D8 Value of enterprises' e-purchases

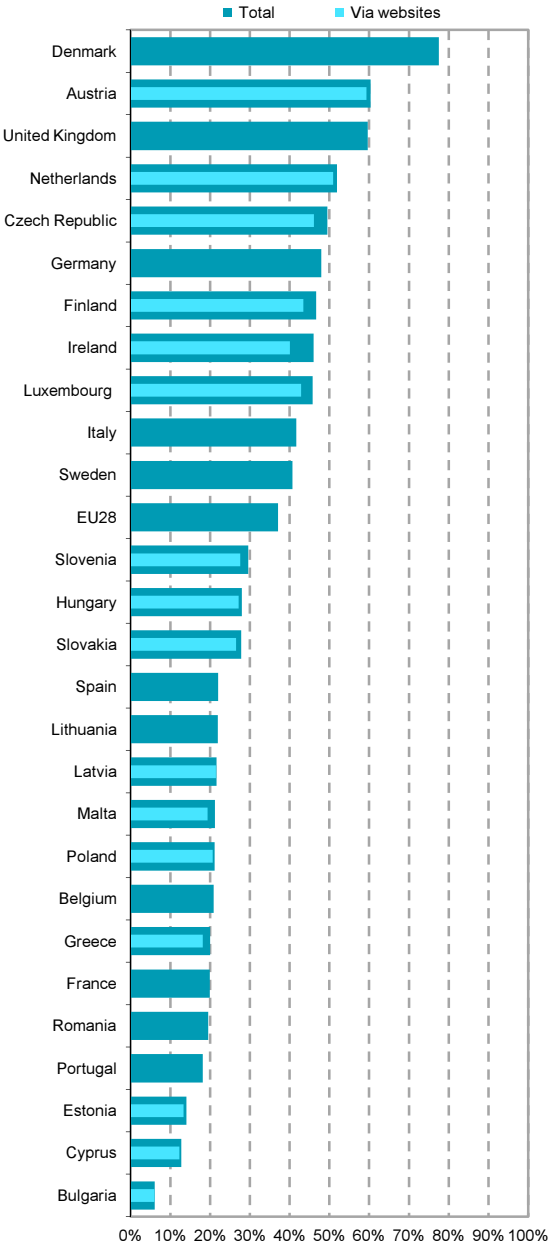


as a percentage of the total financial value of all enterprises' purchases

Source: Czech Statistical Office, Enterprise Survey on ICT Use

D Enterprises

Figure D9 Enterprises placing e-orders; 2012



as a percentage of all enterprises

Source: Eurostat 2014

D Enterprises

Tab. D4 Value of e-sales in the Czech Republic; 2012

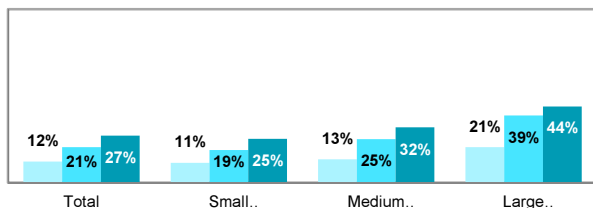
%

	Total	Via websites	Using EDI
Total (10 and more employees)	24,6	5,0	19,6
Small enterprises (10-49)	11,7	4,7	7,0
Medium enterprises (50-249)	15,9	6,5	9,3
Large enterprises (250+)	33,3	4,5	28,9
NACE category:			
Manufacturing	34,3	2,1	32,2
Electricity, gas and water supply	31,0	4,4	26,6
Construction	4,2	0,9	3,3
Sale and repair of motor vehicles	30,5	9,9	20,5
Wholesale trade	22,4	9,3	13,1
Retail trade	9,4	6,8	2,6
Transport and storage	20,7	5,9	14,8
Accommodation	31,3	23,1	8,1
Food and beverage services	3,2	2,3	0,9
Travel agency and related activities	37,2	20,8	16,5
Media industries incl. publishing activ.	17,7	10,5	7,2
Telecommunications	54,7	54,2	0,5
Computer programm. and related activ.	15,3	6,9	8,4
Real estate activities	3,6	2,4	1,2
Professional, scient. and technical activ.	2,7	1,7	1,0
Administrative and support activities	14,5	7,2	7,3

as percentage of turnover

Figure D10 Enterprises receiving e-orders*

2006 2009 2012

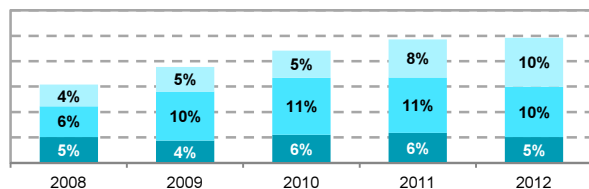


* Includes all enterprises that during the reference year received at least one electronic order over the Internet or any other computer network.

as a percentage of all enterprises in a given size class

Figure D11 Value of enterprises' e-sales

Using Electronic Data Interchange (EDI) via other computer networks
 Using Electronic Data Interchange (EDI) via the Internet
 Via websites

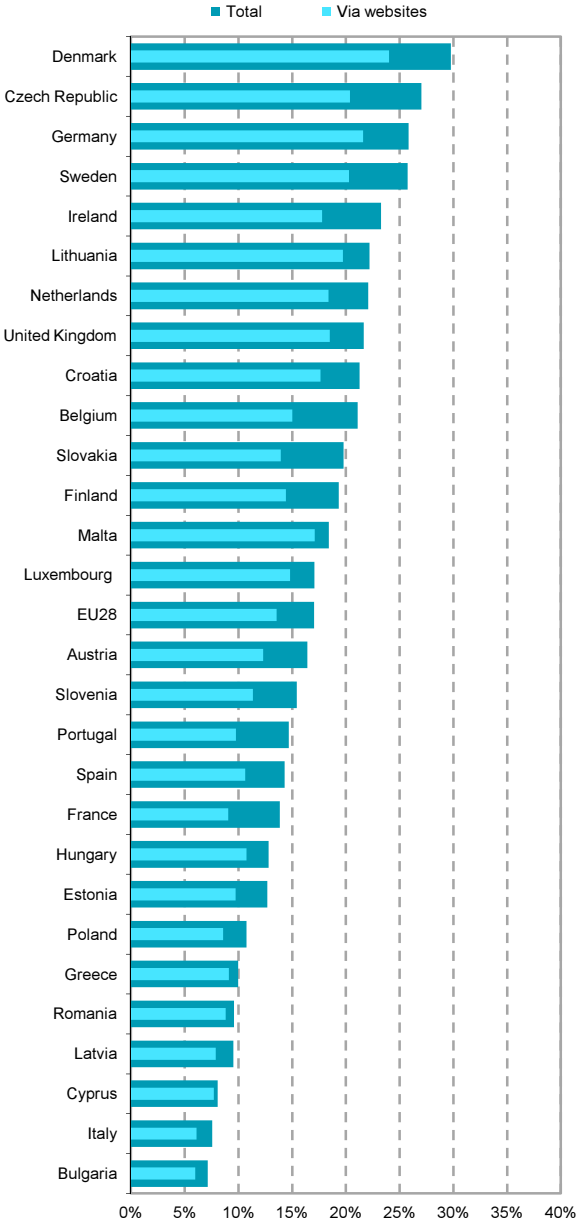


as percentage of turnover

Source: Czech Statistical Office, Enterprise Survey on ICT Use

D Enterprises

Figure D12 Enterprises receiving e-orders via computer networks; 2012



as a percentage of all enterprises

Source: Eurostat 2014

D Enterprises

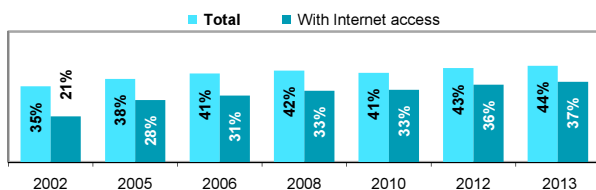
Tab. D5 Employees using selected ICT at work in the CR; 2013

%

	Computer	Computer with Internet access	Portable computer or Smart phone
Total (10 and more employees)	44,3	36,9	13,5
Small enterprises (10-49)	44,7	41,8	15,4
Medium enterprises (50-249)	42,3	37,3	13,2
Large enterprises (250+)	45,3	34,2	12,9
NACE category:			
Manufacturing	38,8	29,1	9,6
Electricity, gas and water supply	47,6	43,3	14,2
Construction	37,7	36,1	16,4
Sale and repair of motor vehicles	64,0	57,4	15,4
Wholesale trade	62,4	57,1	24,0
Retail trade	43,0	28,9	4,6
Transport and storage	37,4	25,6	7,5
Accommodation	34,3	30,9	5,4
Food and beverage services	21,1	17,0	4,5
Travel agency and related activities	72,0	71,4	17,2
Media industries incl. publishing activ.	80,0	78,9	32,3
Telecommunications	84,4	84,4	73,2
Computer programm. and related activ.	88,6	87,9	56,3
Financial and insurance activities	78,3	74,9	26,5
Real estate activities	49,4	48,0	12,6
Professional, scient. and technical activ.	75,6	73,5	30,8
Administrative and support activities	21,1	19,5	6,5

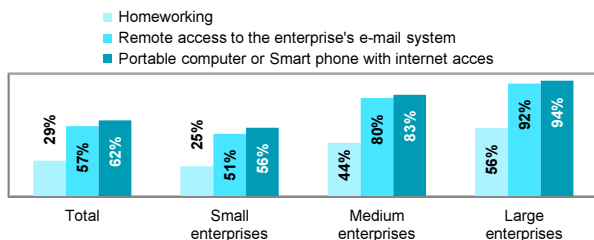
as a percentage of all employees in a given enterprise group

Figure D13 Employees using a computer at work



as a percentage of all employees in a given enterprise group

Figure D14 Enterprises providing employees with access to selected ICT; 2013

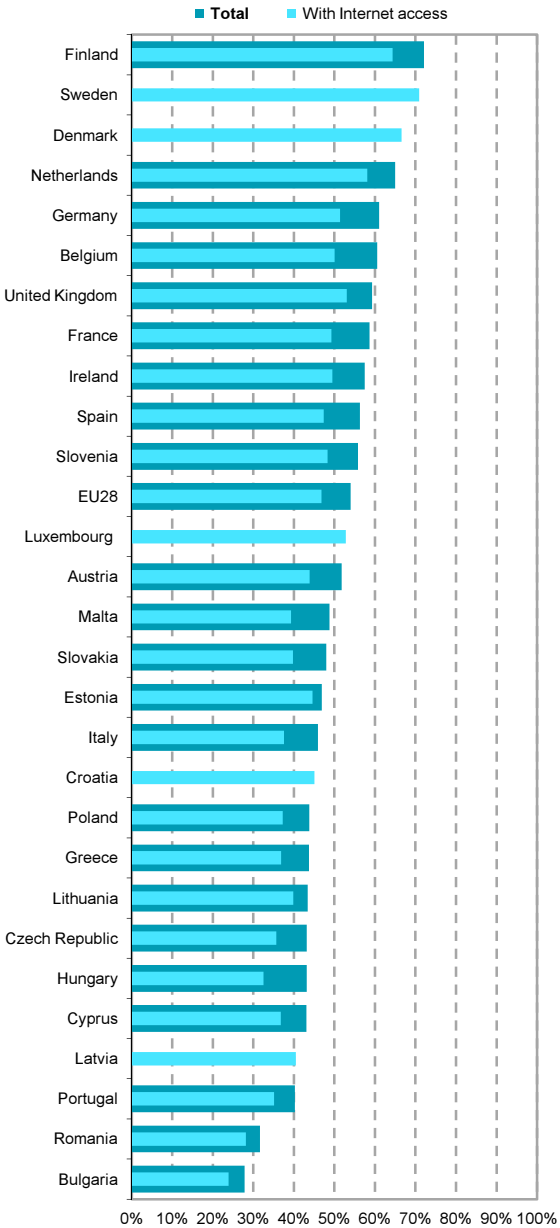


as a percentage of all enterprises in a given size class

Source: Czech Statistical Office, Enterprise Survey on ICT Use

D Enterprises

Figure D15 Employees using a computer at work; 2013



as a percentage of all employees in enterprises

Source: Eurostat 2014

D Enterprises

Tab. D6 Enterprises in the CR using social media; 2013

	user profile, account etc.	for posting paid adverts
Total (10 and more employees)	16,7	7,9
Small enterprises (10-49)	14,9	7,5
Medium enterprises (50-249)	22,8	9,2
Large enterprises (250+)	27,1	11,5
NACE category:		
Manufacturing	12,6	6,0
Electricity, gas and water supply	10,0	3,7
Construction	5,7	3,9
Sale and repair of motor vehicles	24,5	14,9
Wholesale trade	20,2	10,9
Retail trade	19,8	7,9
Transport and storage	8,6	5,1
Accommodation	50,4	17,6
Food and beverage services	26,2	10,1
Travel agency and related activities	64,7	29,2
Media industries incl. publishing activ.	62,3	21,5
Telecommunications	41,8	18,3
Computer programm. and related activ.	42,4	10,6
Financial and insurance activities	31,0	18,9
Real estate activities	17,7	8,4
Professional, scient. and technical activ.	20,2	8,7
Administrative and support activities	16,7	11,2

as a percentage of all enterprises in a given group

Figure D16 Types of social media used by enterprises; 2013

- Wiki based knowledge sharing tools
- Enterprise's blog or microblog
- Multimedia content sharing websites
- Social networks

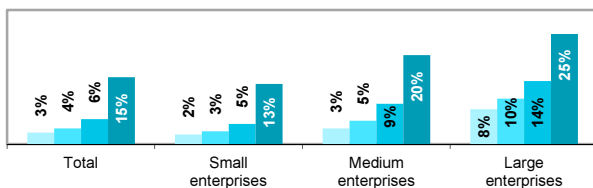
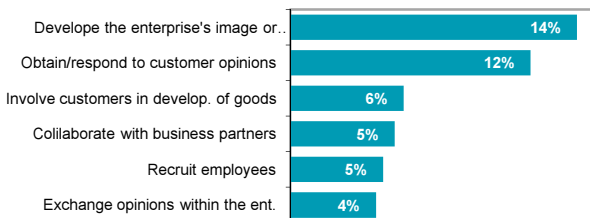


Figure D17 Reasons for the use of social media by enterprises; 2013



as a percentage of all enterprises in a given size class

Source: Czech Statistical Office, Enterprise Survey on ICT Use