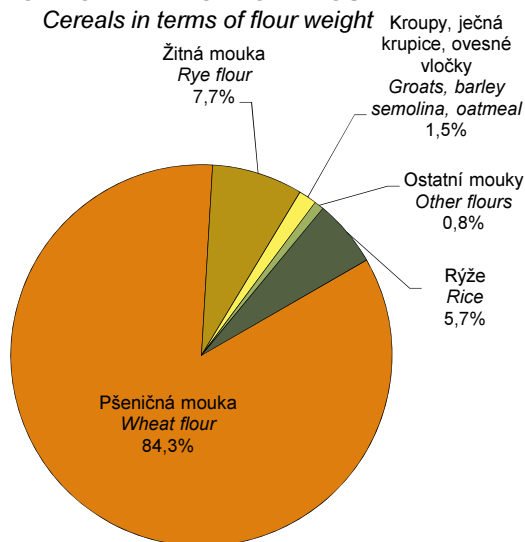


Graf 9 **STRUKTURA SPOTŘEBY VYBRANÝCH POTRAVIN V ROCE 2017**
Structure of consumption of selected kinds of food in 2017

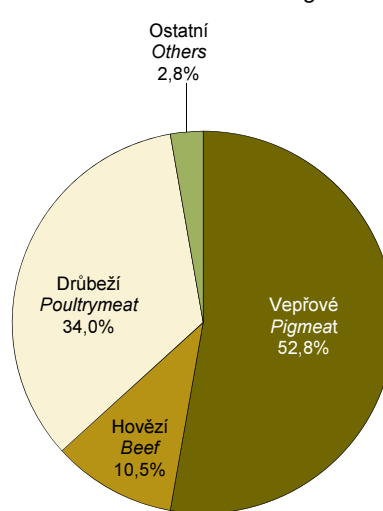
OBILOVINY V HODNOTĚ MOUKY

Cereals in terms of flour weight



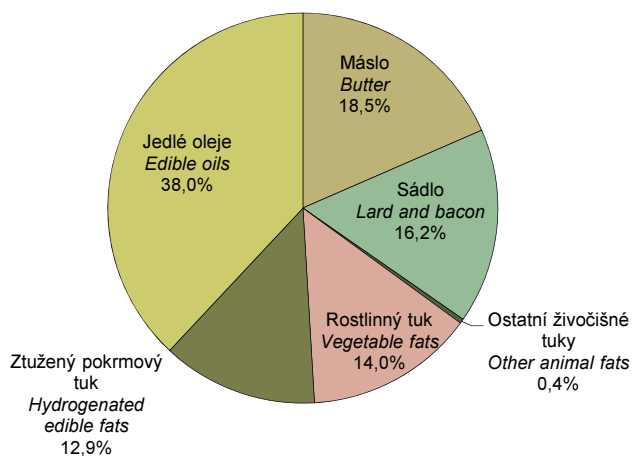
MASO V HODNOTĚ NA KOSTI

Meat in terms of carcass weight



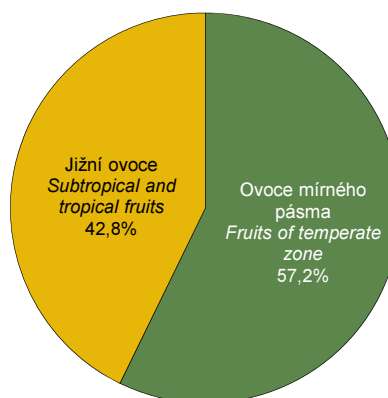
TUKY A OLEJE

Fats and oils



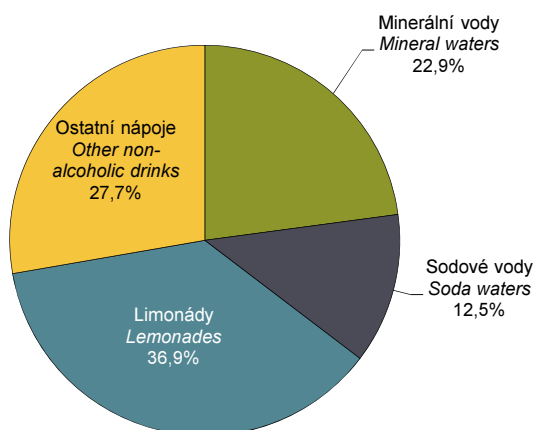
OVOCE V HODNOTĚ ČERSTVÉHO

Fruit in terms of fresh



MINERÁLNÍ VODY A NEALKOHOLICLÉ NÁPOJE

Mineral waters and non-alcoholic beverages



ALKOHOLICKÉ NÁPOJE

Alcoholic beverages

