

## C Persons and digital technologies

The Czech Statistical Office (CZSO) has been collecting detailed information on individuals using selected information and communication technologies (ICT) by means of a separate annual statistical survey named **Sample Survey on the ICT Use in Households and by Individuals**. The first pilot survey was carried out in 2002. Since 2006, this survey has been mandatory for all EU member states according to the relevant regulation of the European Parliament and the Council.

The survey applies the method of personal interviews with the use of tablet computer. During the survey, there were collected answers from approx. 6 thousand individuals aged 16+ years living in **private households** in the territory of Czechia. This means the survey does not cover individuals living in collective households (penitentiaries, social care establishments, retirement homes, etc.).

The survey results are grossed up to the whole population aged 16+ years. This publication offers data broken down by sex, age and educational attainment.

### Notes

The **reference period** is the last 3 months prior to the survey interviews.

**Educational attainment** is published for the aged 25–64 years in graphs and tables. The population of the aged 16–24 years include numerous persons with still unfinished education process in the time of the survey. Therefore, their educational attainment is rather determined by their age than educational aspirations. Similarly, the highest educational attainment of persons over 65 is mainly influenced by the time when persons received this education. Among people over 65, there is a significantly higher share of people with basic education than among younger people.

For the purposes of this publication, the highest educational attainment is divided into **low** which includes lower secondary education and upper secondary education without A–level exam, **medium** which includes upper secondary education with A–level exam and higher vocational education, and **high** which includes tertiary (i.e. university) education.

### Comparability of data published by the CZSO and Eurostat

Data published by Eurostat for Czechia differ from data published by the CZSO. This difference is because Eurostat includes only individuals aged 16 to 74 years. On the other hand, the CZSO provides data for the whole population aged 16+ years.

**International data and comparisons** of certain indicators are taken from the Eurostat database for digital economy and society, which is updated every year. Detailed information can be found at:

<https://ec.europa.eu/eurostat/web/digital-economy-and-society/overview>

### Definitions (sorted alphabetically)

- An **individual using the internet on a mobile phone** is a person who had used a mobile phone to access internet services at least once in the last three months prior the survey interviews. It does not matter if the phone was private or employer's one and it does not matter what type of connection was used to access the internet (mobile networks, Wi-Fi).
- **Cookies** can be used to find out which pages the user has visited. It is also possible to monitor what goods or services the user searched for on the internet. When accessing websites that contain advertisements, these advertisements are showing products that the user has previously searched for.
- **Instant messaging** (e.g. via WhatsApp, Messenger or Viber) allows free sending of text messages, photos or videos to users in the

contact list or to other users via the internet, most often on a mobile phone.

- **Internet banking** is a service that enables remote control of bank accounts through the internet. Internet banking can also be accessible through a mobile phone via applications (so-called mobile banking).
- **Listening to music** includes playing any music on the internet (e.g. on YouTube or Spotify), including listening to internet radio.
- **Paid video streaming** includes watching movies, series and other programs and videos via Netflix, MAX or similar commercial sites where users can choose from the movie/series catalogue what and when to watch. To use these services, the user must register on the provider's website and pay for these services.
- **Paid music streaming** includes listening to music for a fee via YouTube Premium, Spotify Premium or similar commercial services.
- **Playing paid games** includes streaming or downloading games for a fee that the user plays with other players or alone. It can also be a subscription. The purchase of virtual accessories or game expansions is also included.
- **Purchasing on the internet** means ordering of any goods or services on a website or through an application for private purposes. Goods or services ordered this way may not be paid over the internet, they could be paid in cash on delivery, or while delivered in person.
- **Reading paid articles on online news sites** includes buying individual articles on the internet and reading paid sections of websites that publish newspapers and magazines.
- **Refusal to provide data for advertising purposes** can take place, for example, during online shopping, when the user creates an order and selects that he does not want to receive any advertising offers.
- **Requests for deletion of personal data** on the internet include, for example, requests to delete subscriptions to newsletters.
- **Smartphones** are phones with a built-in operating system. Most smartphones are touch-sensitive, but there are exceptions that can also be controlled by buttons. The user can use the internet on the smartphone, including downloading mobile applications.
- **Social networks** are services that enable to unite, communicate, and share information with other users. Logging in and the use of own profile to browse through contributions of other users, communication with the users, and sharing of own contributions are considered as the participation in social networks.
- **Using the internet** means performing any activity on the internet, such as browsing websites or using social networks.

Detailed information on methodology of the survey can be found in the CZSO publication **ICT Use in Households and by Individuals in 2025, code 062004-25** (in the Czech language only).

**Further information on the theme can be found at**

<https://csu.gov.cz/ict-in-households-and-ict-users>

## C Persons and digital technologies

Table C1 Persons in Czechia using a mobile phone; 2025

	Percentage		
	Total	Smart-phone	Phone without operating system
<b>Total (aged 16+)</b>	<b>99,1</b>	<b>85,8</b>	<b>14,5</b>
Men	98,9	85,5	14,5
Women	99,2	86,1	14,5
<b>Age group (years)</b>			
16–24	99,6	99,6	0,4
25–34	99,4	99,0	0,7
35–44	99,2	98,1	2,8
45–54	99,7	97,0	4,0
55–64	99,8	91,2	10,7
65–74	98,9	67,5	33,1
75+	96,0	34,8	61,9
<b>Education (aged 25–64)</b>			
Low	98,8	92,1	7,6
Medium	100,0	98,6	3,3
High	100,0	99,5	1,9

Chart C1 Use of a smartphone by gender and age

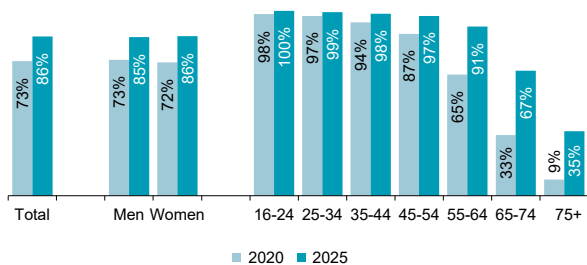
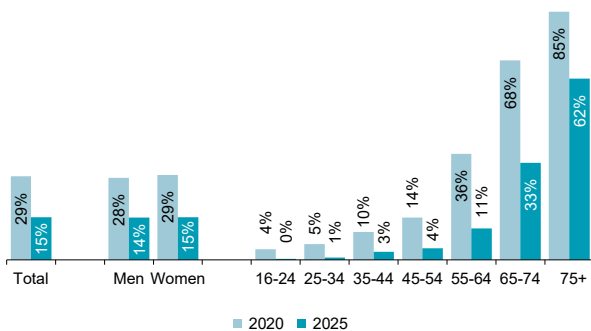


Chart C2 Use of a phone without operating system by gender and age



Source: Czech Statistical Office, ICT use survey in households

## C Persons and digital technologies

Table C2 Persons in Czechia using the internet

	Percentage		
	2015	2020	2025
<b>Total (aged 16+)</b>	<b>75,7</b>	<b>81,3</b>	<b>88,5</b>
Men	77,9	83,1	89,1
Women	73,5	79,7	87,9
<b>Age group (years)</b>			
16–24	97,0	98,6	99,6
25–34	95,4	97,9	99,3
35–44	93,9	98,4	98,8
45–54	86,7	94,7	98,3
55–64	68,0	81,0	94,5
65–74	39,5	53,3	75,2
75+	10,8	19,7	41,2
<b>Education (aged 25–64)</b>			
Low	73,7	86,2	94,9
Medium	95,0	97,8	99,2
High	99,4	99,3	100,0

Chart C3 Persons aged 16+ using the internet

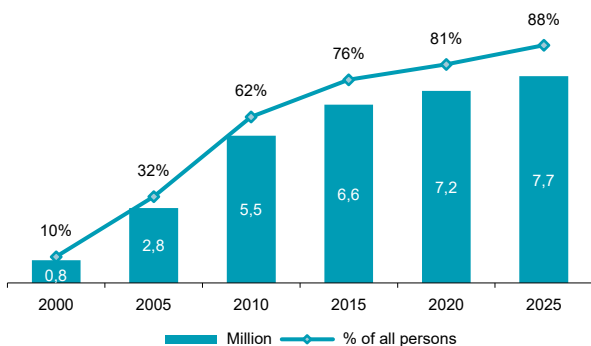
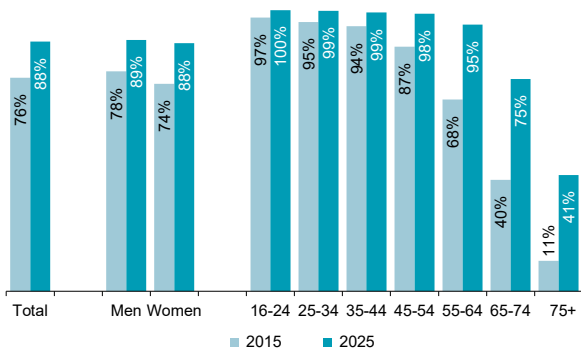


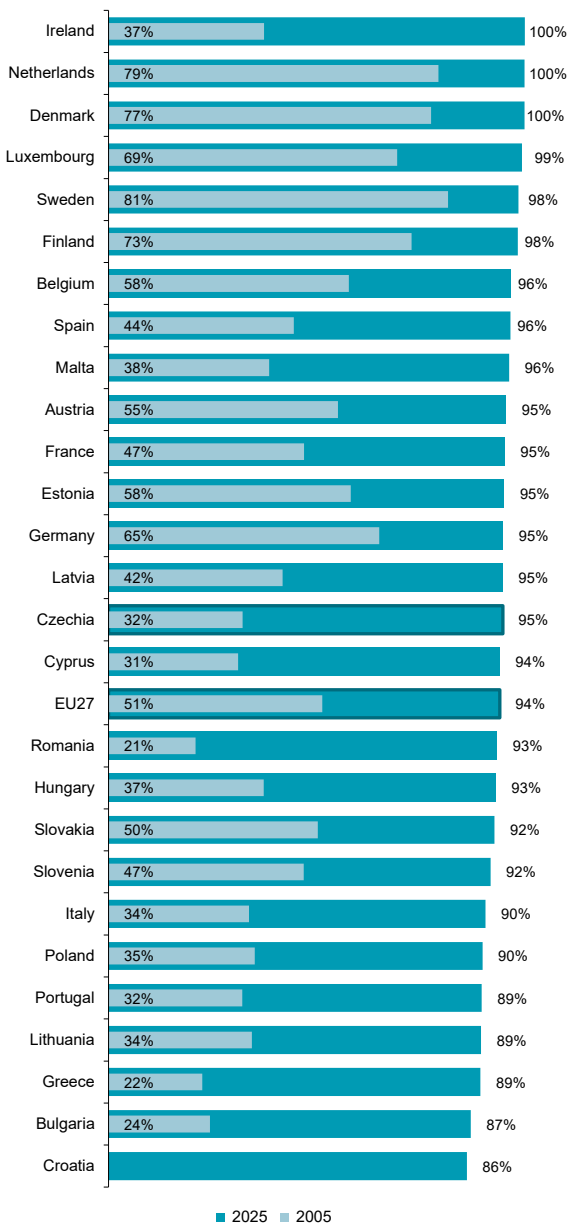
Chart C4 Use of the internet by gender and age



Source: Czech Statistical Office, ICT use survey in households

## C Persons and digital technologies

Chart C5 Persons aged 16–74 in EU countries using the internet



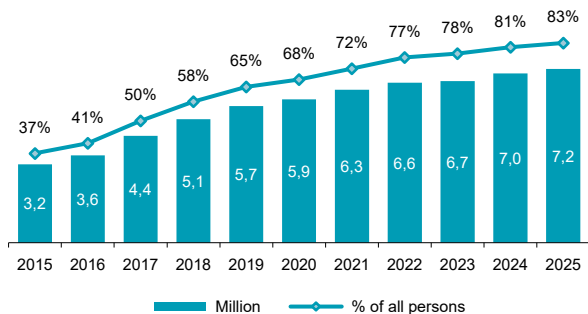
Source: Eurostat

## C Persons and digital technologies

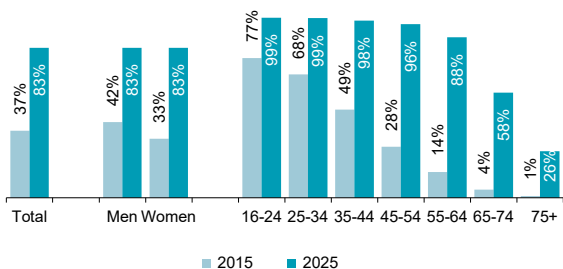
**Table C3 Persons in Czechia using a mobile phone to access the internet**

	Percentage		
	2015	2020	2025
<b>Total (aged 16+)</b>	<b>37,0</b>	<b>67,5</b>	<b>82,7</b>
Men	41,7	68,5	82,7
Women	32,5	66,6	82,7
<b>Age group (years)</b>			
16–24	77,1	96,5	99,2
25–34	68,0	94,5	99,0
35–44	48,6	90,2	97,6
45–54	28,1	80,9	95,7
55–64	14,2	57,5	88,5
65–74	4,5	23,5	57,9
75+	0,9	5,0	25,6
<b>Education (aged 25–64)</b>			
Low	25,9	69,9	90,6
Medium	43,4	87,1	97,3
High	68,3	93,1	99,0

**Chart C6 Persons aged 16+ using a mobile phone to access the internet**



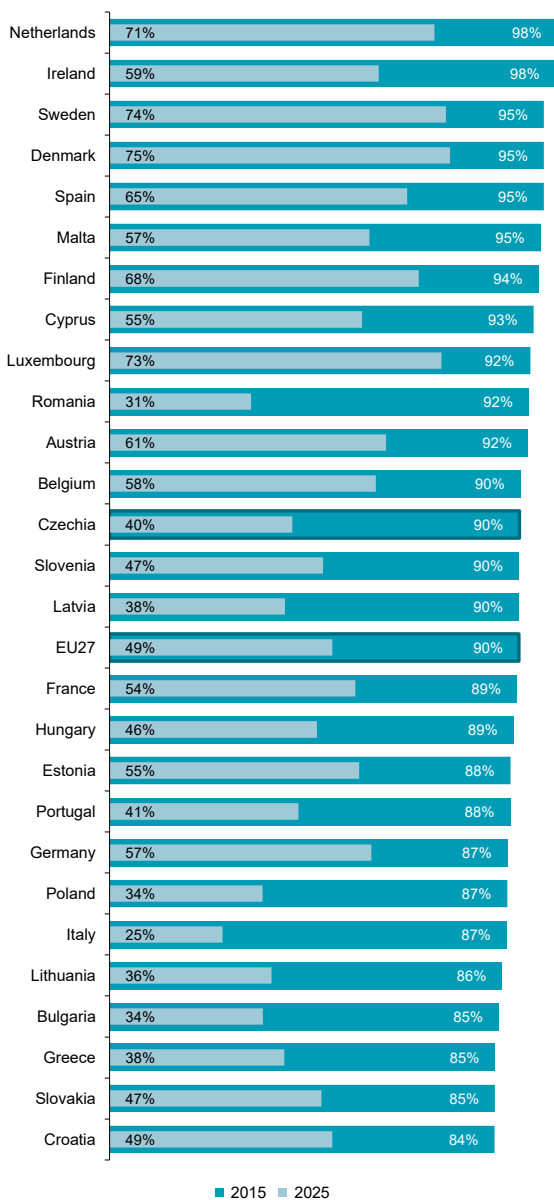
**Chart C7 Use of a mobile phone to access the internet by gender and age**



Source: Czech Statistical Office, ICT use survey in households

## C Persons and digital technologies

**Chart C8 Persons aged 16–74 in EU countries using a mobile phone to access the internet**



Source: Eurostat

## C Persons and digital technologies

Tab. C4 Persons in Czechia using different devices to access the internet; 2025

	Percentage		
	Desktop	Laptop	Smart TV
<b>Total (aged 16+)</b>	<b>40,2</b>	<b>65,2</b>	<b>52,9</b>
Men	42,7	66,6	54,0
Women	38,0	64,0	52,0
<b>Age group (years)</b>			
16–24	44,3	86,1	72,4
25–34	43,2	82,0	71,4
35–44	44,0	82,8	70,3
45–54	52,2	75,2	63,0
55–64	45,5	59,4	46,6
65–74	27,2	39,9	26,1
75+	16,0	20,6	10,4
<b>Education (aged 25–64)</b>			
Low	30,0	59,3	53,7
Medium	53,5	78,9	67,0
High	61,3	92,6	70,4

Chart C9 Use of a laptop to access the internet by gender and age in Czechia

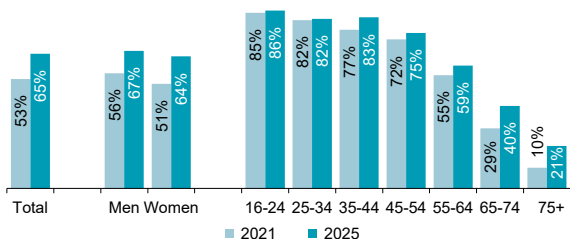
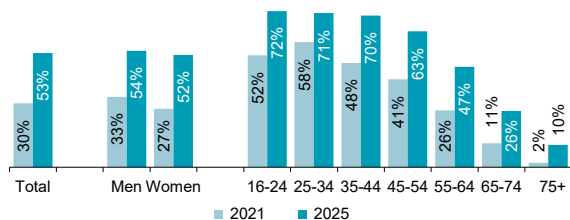
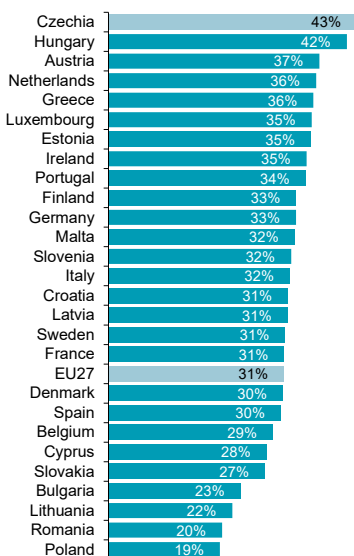


Chart C10 Use of a Smart TV to access the internet by gender and age in Czechia

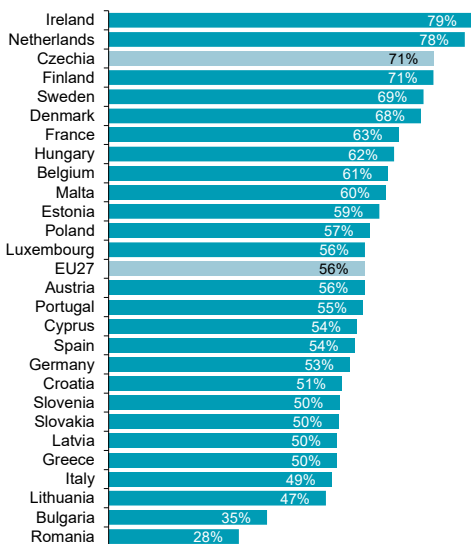


## C Persons and digital technologies

**Chart C11 Persons aged 16–74 in EU countries using desktop computer to access the internet; 2025**



**Chart C12 Persons aged 16–74 in EU countries using laptop to access the internet; 2025**



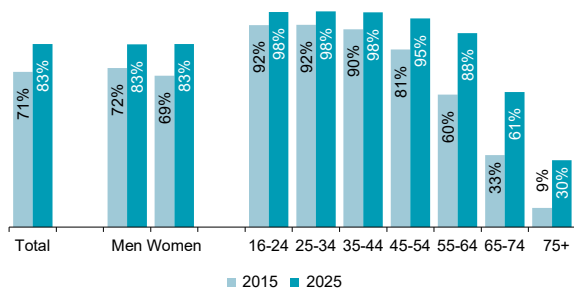
Source: Eurostat

## C Persons and digital technologies

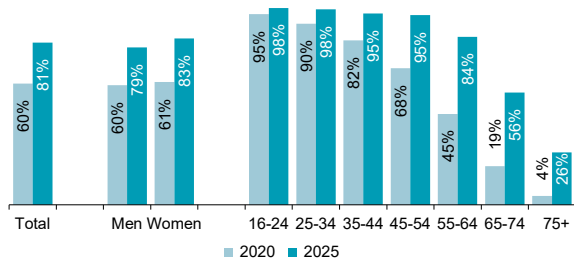
**Table C5 Persons in Czechia using the internet for selected communication activities; 2025**

	Percentage		
	Sending or receiving e-mails	Instant messaging	Making calls via apps
<b>Total (aged 16+)</b>	<b>83,2</b>	<b>80,9</b>	<b>64,0</b>
Men	83,1	78,6	60,6
Women	83,3	83,1	67,2
<b>Age group (years)</b>			
16–24	97,9	98,2	85,4
25–34	98,0	97,6	86,0
35–44	97,6	95,5	76,4
45–54	94,9	94,6	68,8
55–64	88,2	83,8	61,1
65–74	61,5	56,0	42,7
75+	30,4	26,1	20,2
<b>Education (aged 25–64)</b>			
Low	87,7	86,4	66,3
Medium	98,3	95,9	75,0
High	99,7	98,4	78,5

**Chart C13 Use of e-mail by gender and age**



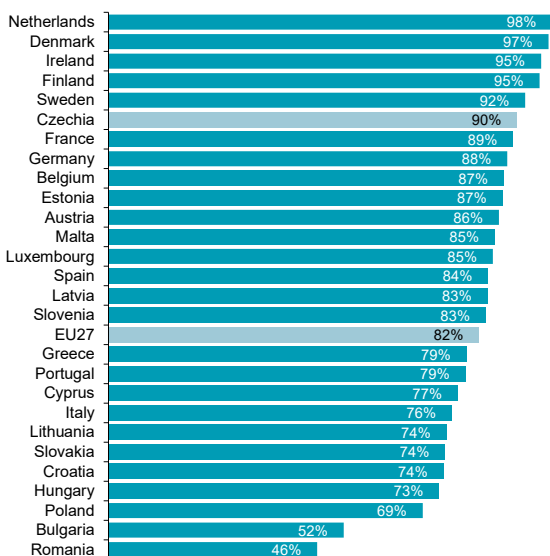
**Chart C14 Instant messaging by gender and age**



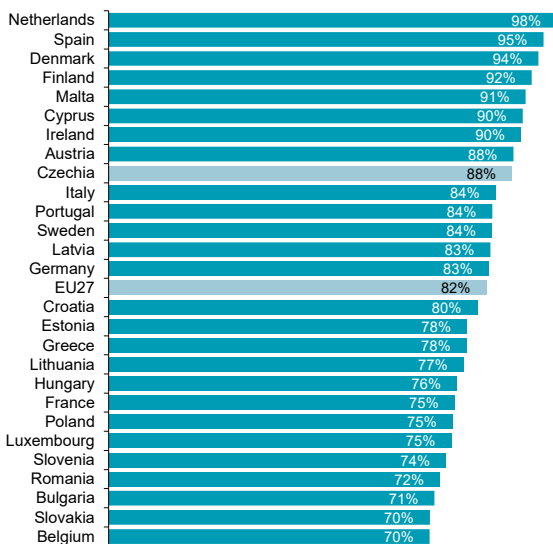
Source: Czech Statistical Office, ICT use survey in households

## C Persons and digital technologies

**Chart C15 Persons aged 16–74 in EU countries using e-mail; 2025**



**Chart C16 Persons aged 16–74 in EU countries using instant messaging; 2025**



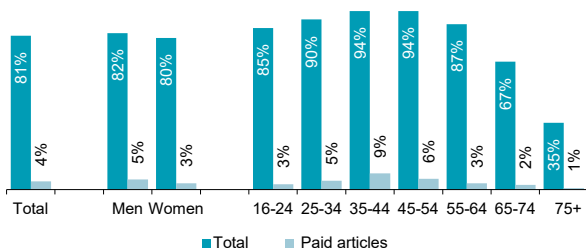
Source: Eurostat

## C Persons and digital technologies

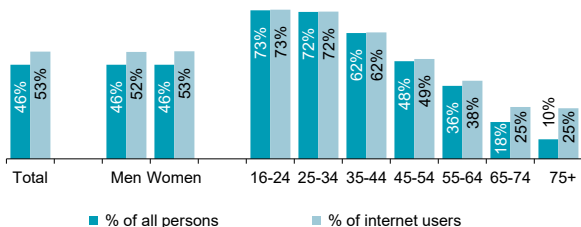
**Tab. C6 Persons in Czechia reading online news sites or listening to podcasts; 2025**

	Percentage		
	Reading online news sites	Reading paid articles on online news sites	Listening to podcasts (year 2024)
<b>Total (aged 16+)</b>	<b>81,1</b>	<b>4,3</b>	<b>46,1</b>
Men	82,5	5,3	46,1
Women	79,8	3,4	46,1
<b>Age group (years)</b>			
16–24	85,1	2,8	72,7
25–34	89,6	4,6	72,0
35–44	94,0	8,5	61,6
45–54	94,1	5,7	47,8
55–64	87,1	3,2	35,7
65–74	67,4	2,4	18,1
75+	35,2	0,7	9,6
<b>Education (aged 25–64)</b>			
Low	86,8	1,5	40,2
Medium	94,0	5,4	57,1
High	94,9	12,1	70,3

**Chart C17 Reading online news sites by gender and age; 2025**



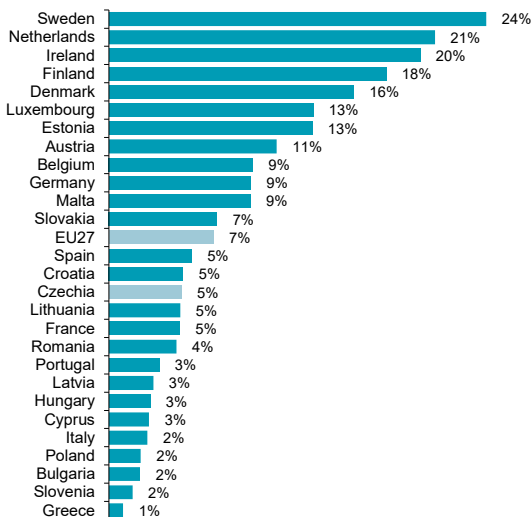
**Chart C18 Listening to podcasts by gender and age; 2024**



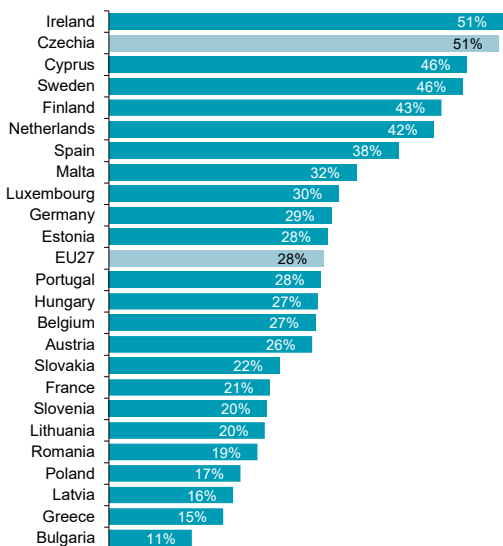
Source: Czech Statistical Office, ICT use survey in households

## C Persons and digital technologies

**Chart C19 Persons aged 16–74 in EU countries reading paid articles on online news sites; 2025**



**Chart C20 Persons aged 16–74 in EU countries listening to podcasts; 2024**



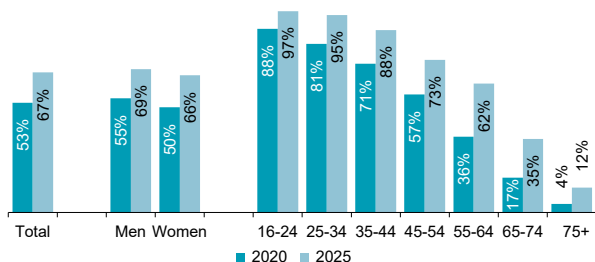
Source: Eurostat

## C Persons and digital technologies

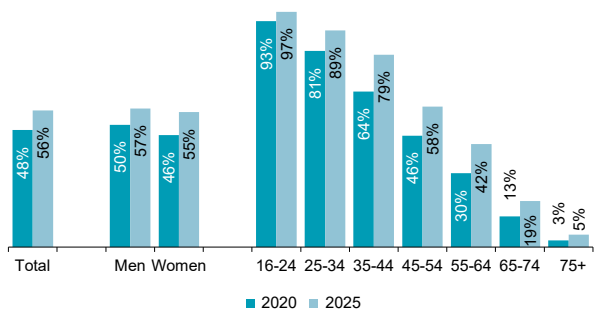
**Tab. C7 Persons in Czechia using the internet for selected entertainment activities; 2025**

	Percentage		
	Watching video on YouTube or social networks	Listening to music	Playing games
<b>Total (aged 16+)</b>	<b>67,2</b>	<b>56,2</b>	<b>34,8</b>
Men	68,7	56,9	42,1
Women	65,8	55,4	28,1
<b>Age group (years)</b>			
16–24	96,6	96,6	77,1
25–34	94,6	89,0	55,1
35–44	87,5	78,9	41,1
45–54	73,2	57,7	31,7
55–64	61,9	42,3	22,4
65–74	35,3	18,9	14,1
75+	11,9	5,1	6,6
<b>Education (aged 25–64)</b>			
Low	70,4	54,5	37,6
Medium	81,4	69,1	36,8
High	87,4	79,3	36,0

**Chart C21 Watching video on YouTube or social networks by gender and age in Czechia**



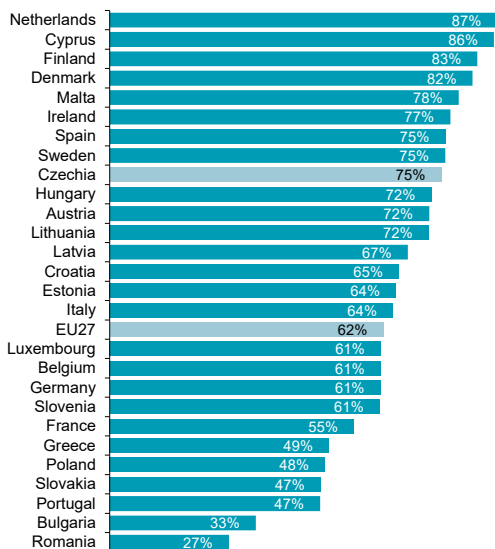
**Chart C22 Listening to music online by gender and age in Czechia**



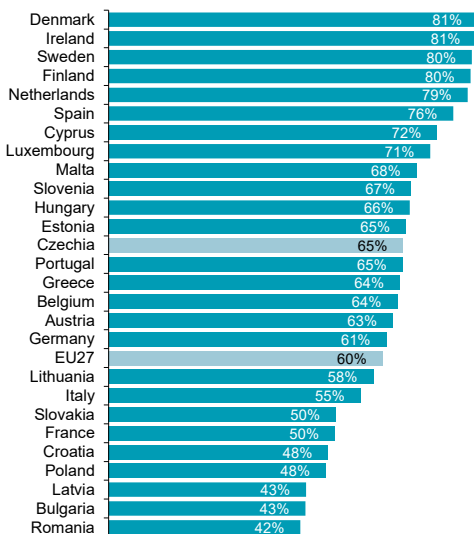
Source: Czech Statistical Office, ICT use survey in households

## C Persons and digital technologies

**Chart C23 Persons aged 16–74 in EU countries watching video on YouTube or social networks; 2024**



**Chart C24 Persons aged 16–74 in EU countries listening to music online; 2024**



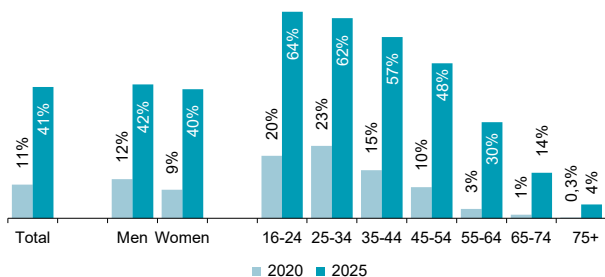
Source: Eurostat

## C Persons and digital technologies

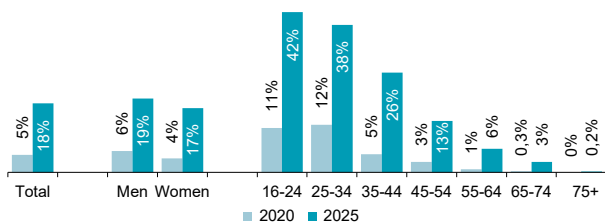
**Tab. C8 Persons in Czechia using paid entertainment services on the internet; 2025**

	Percentage		
	For watching films or series	For listening music	For playing games
<b>Total (aged 16+)</b>	<b>41,0</b>	<b>17,9</b>	<b>8,0</b>
Men	41,8	19,2	14,5
Women	40,3	16,7	2,0
<b>Age group (years)</b>			
16–24	64,5	41,6	27,1
25–34	62,5	38,3	20,6
35–44	56,6	25,9	7,9
45–54	48,4	13,4	3,5
55–64	30,0	6,1	0,7
65–74	14,2	2,7	0,8
75+	4,3	0,2	0,1
<b>Education (aged 25–64)</b>			
Low	41,0	8,9	6,6
Medium	52,1	21,2	8,1
High	57,3	35,5	8,4

**Chart C25 Use of paid video streaming by gender and age in Czechia**



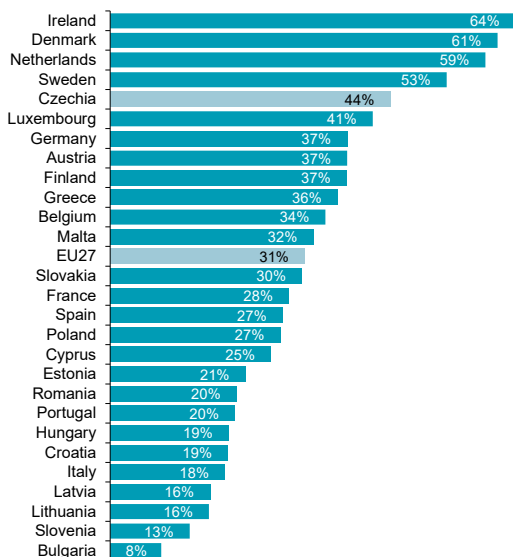
**Chart C26 Use of paid music streaming by gender and age in Czechia**



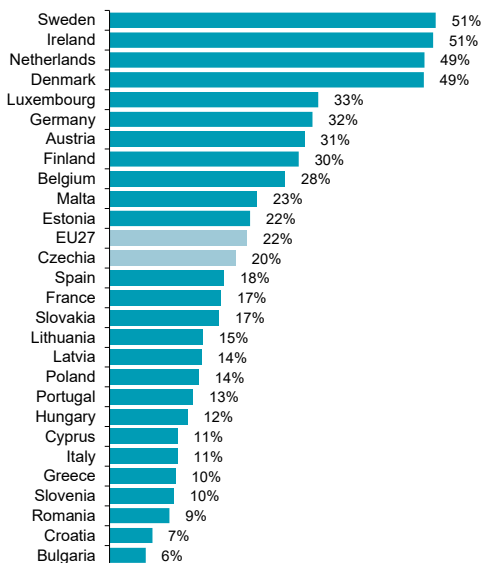
Source: Czech Statistical Office, ICT use survey in households

## C Persons and digital technologies

**Chart C27 Persons aged 16–74 in EU countries using paid video streaming services; 2025**



**Chart C28 Persons aged 16–74 in EU countries using paid music streaming services; 2025**



Source: Eurostat

## C Persons and digital technologies

Tab. C9 Persons in Czechia using social networks

	Percentage		
	2015	2020	2025
<b>Total (aged 16+)</b>	<b>37,4</b>	<b>53,8</b>	<b>63,2</b>
Men	37,6	52,6	59,6
Women	37,3	55,0	66,6
<b>Age group (years)</b>			
16–24	88,7	95,1	97,6
25–34	72,3	89,8	95,6
35–44	46,9	74,3	85,3
45–54	23,9	56,1	70,3
55–64	10,1	31,5	50,7
65–74	5,2	13,5	25,0
75+	0,3	2,8	9,4
<b>Education (aged 25–64)</b>			
Low	28,1	53,7	68,9
Medium	43,9	68,3	77,7
High	55,3	73,5	80,1

Chart C29 Persons aged 16+ in Czechia using social networks

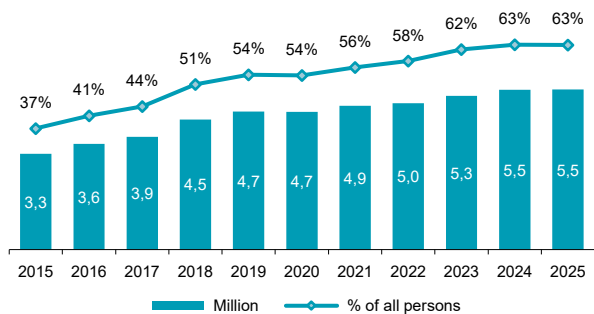
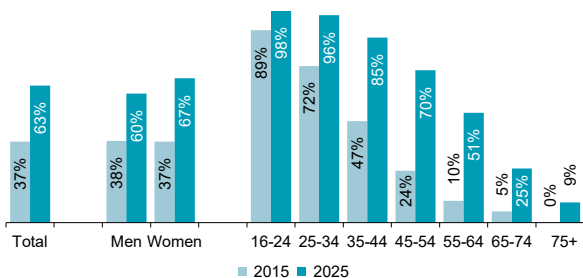


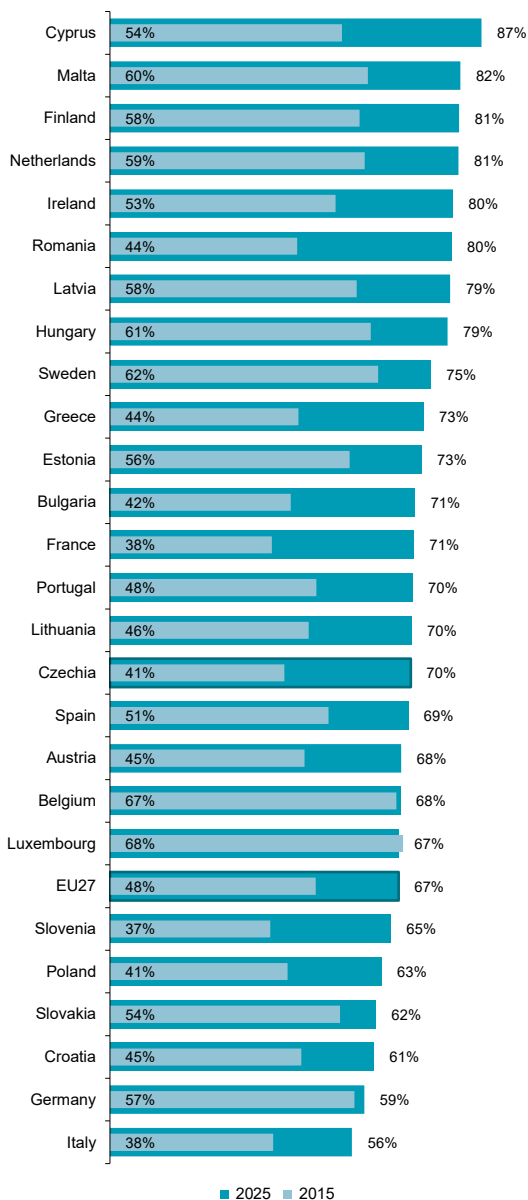
Chart C30 Use of social networks by gender and age in Czechia



Source: Czech Statistical Office, ICT use survey in households

## C Persons and digital technologies

**Chart C31 Persons aged 16–74 in EU countries using social networks**



Source: Eurostat

## C Persons and digital technologies

Tab. C10 Persons in Czechia using internet banking

	Percentage		
	2015	2020	2025
<b>Total (aged 16+)</b>	<b>44,9</b>	<b>64,1</b>	<b>77,9</b>
Men	47,0	65,2	78,2
Women	43,0	63,1	77,7
<b>Age group (years)</b>			
16–24	36,1	62,0	87,7
25–34	68,4	88,3	95,5
35–44	68,5	86,7	94,9
45–54	54,8	80,8	91,7
55–64	33,4	58,6	81,7
65–74	14,1	30,7	53,9
75+	4,2	9,2	23,8
<b>Education (aged 25–64)</b>			
Low	35,9	65,5	81,3
Medium	68,7	86,4	95,8
High	83,3	92,4	98,5

Chart C32 Persons aged 16+ in Czechia using internet banking

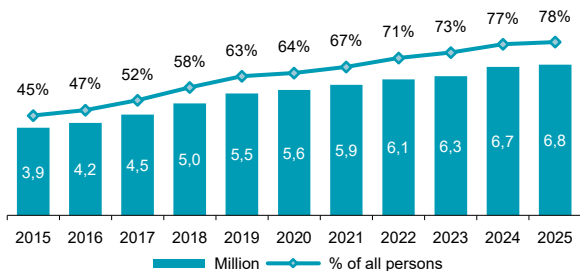
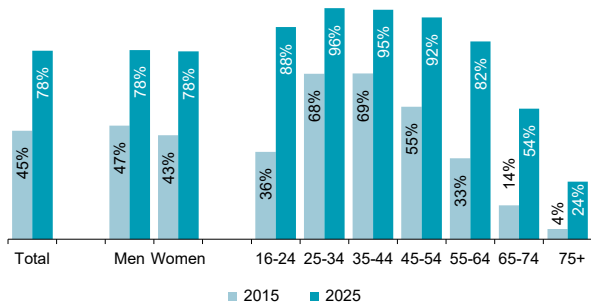


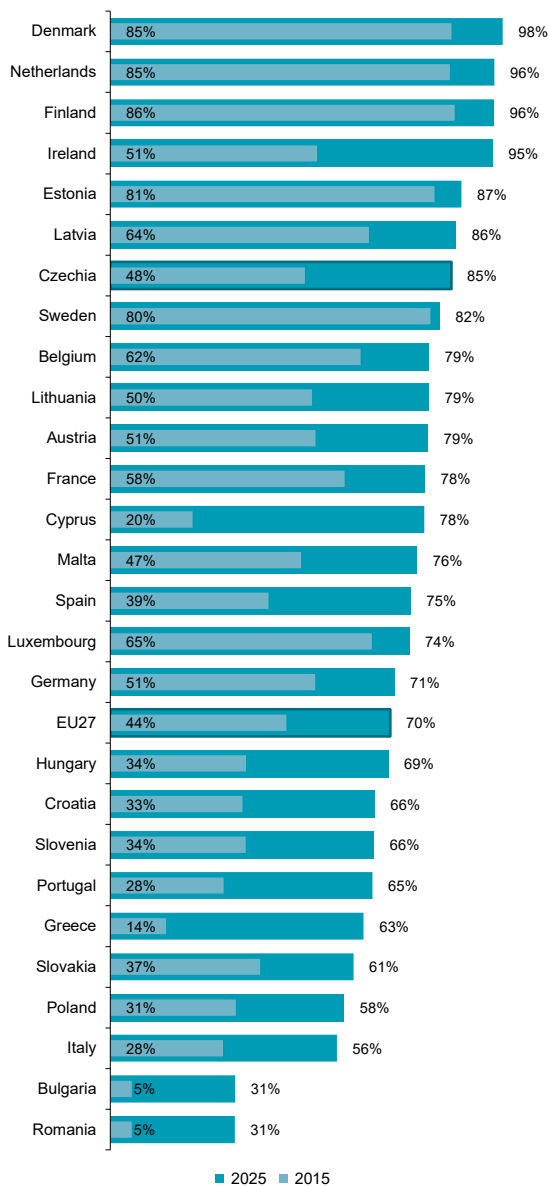
Chart C33 Use of internet banking by gender and age in Czechia



Source: Czech Statistical Office, ICT use survey in households

## C Persons and digital technologies

**Chart C34 Persons aged 16–74 in EU countries using internet banking**



Source: Eurostat

## C Persons and digital technologies

Tab. C11 Persons in Czechia purchasing online

	Percentage		
	2015	2020	2025
<b>Total (aged 16+)</b>	<b>24,3</b>	<b>53,8</b>	<b>68,5</b>
Men	23,5	53,1	67,7
Women	25,0	54,4	69,2
<b>Age group (years)</b>			
16–24	36,3	73,1	91,7
25–34	41,9	82,0	90,7
35–44	34,2	71,3	89,3
45–54	22,4	61,3	81,6
55–64	13,9	42,9	63,9
65–74	5,4	21,1	34,3
75+	1,1	5,1	14,0
<b>Education (aged 25–64)</b>			
Low	16,1	48,6	66,9
Medium	34,0	71,7	88,9
High	46,3	82,7	91,9

Chart C35 Persons aged 16+ in Czechia purchasing online

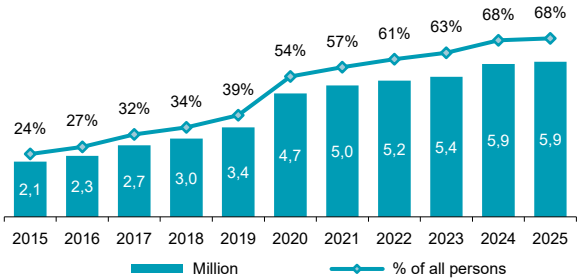
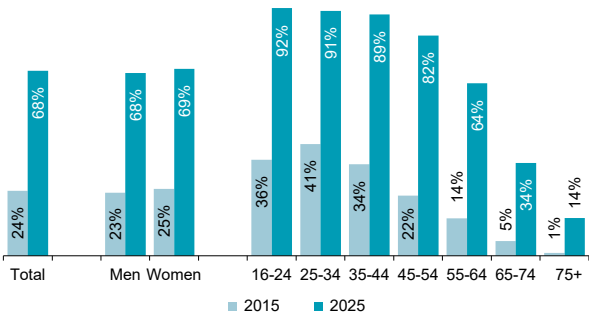


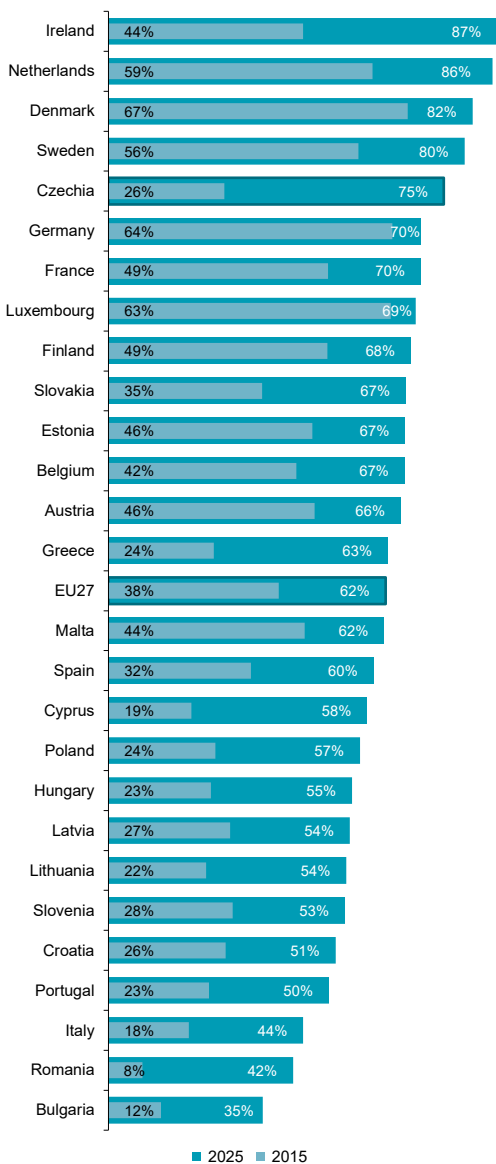
Chart C36 Online purchases by gender and age in Czechia



Source: Czech Statistical Office, ICT use survey in households

## C Persons and digital technologies

Chart C37 Persons aged 16–74 in EU countries purchasing online



Source: Eurostat

## C Persons and digital technologies

Tab. C12 Persons in Czechia purchasing selected services on the internet; 2025

	Percentage		
	Accommodation	Transport tickets	Tickets to events
<b>Total (aged 16+)</b>	<b>24,1</b>	<b>26,8</b>	<b>33,5</b>
Men	25,1	26,2	33,9
Women	23,2	27,3	33,2
<b>Age group (years)</b>			
16–24	22,8	58,7	53,4
25–34	35,3	35,5	49,6
35–44	37,4	40,1	49,2
45–54	29,1	26,5	38,4
55–64	23,6	18,0	26,9
65–74	9,7	7,0	8,7
75+	2,4	1,3	2,7
<b>Education (aged 25–64)</b>			
Low	15,5	15,8	24,8
Medium	35,1	30,9	45,8
High	49,1	49,8	57,8

Chart C38 Online purchases of accommodation by gender and age in Czechia

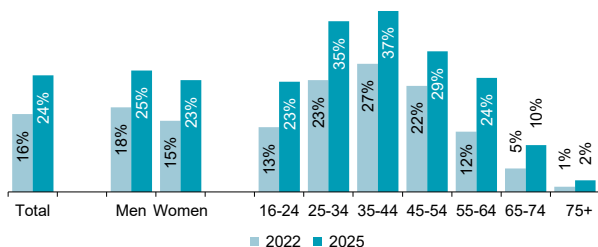
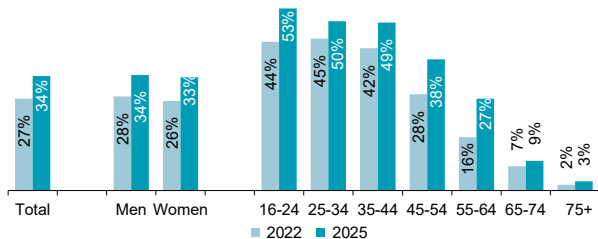


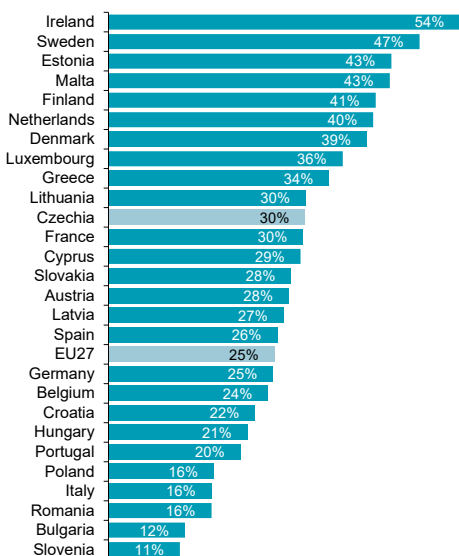
Chart C39 Online purchases of cultural or sports events tickets by gender and age in Czechia; 2025



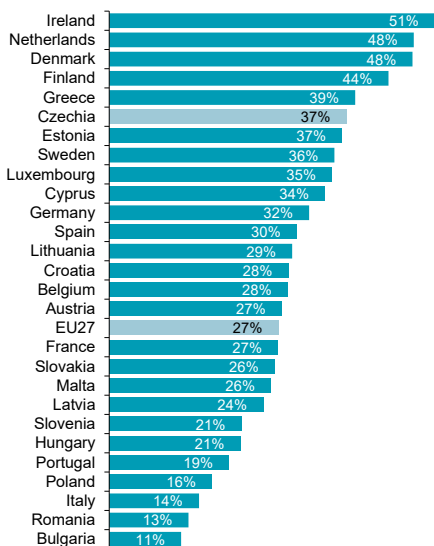
Source: Czech Statistical Office, ICT use survey in households

## C Persons and digital technologies

**Chart C40 Persons aged 16–74 in EU countries purchasing transport tickets on the internet; 2025**



**Chart C41 Persons aged 16–74 in EU countries purchasing cultural or sports events tickets online; 2025**



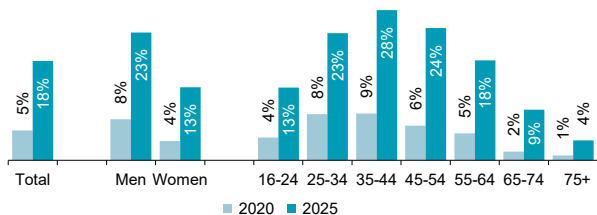
Source: Eurostat

## C Persons and digital technologies

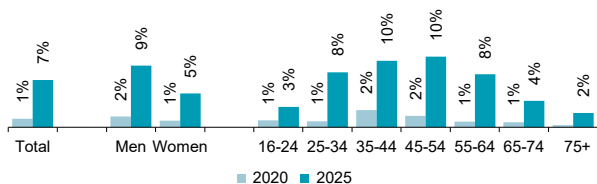
**Tab. C13 Persons in Czechia online purchasing or arranging contracts for selected utility services; 2025**

	Percentage		
	Insurance policies (e.g. travel, car or property)	Electricity, heating supply, waste disposal or similar services	Mobile or internet tariffs
<b>Total (aged 16+)</b>	<b>18,2</b>	<b>6,9</b>	<b>7,7</b>
Men	23,4	9,0	9,4
Women	13,4	4,9	6,1
<b>Age group (years)</b>			
16–24	13,3	2,9	12,7
25–34	23,4	8,0	10,5
35–44	27,5	9,7	10,5
45–54	24,3	10,3	10,8
55–64	18,3	7,7	3,8
65–74	9,3	3,8	2,8
75+	3,6	2,1	0,8
<b>Education (aged 25–64)</b>			
Low	13,8	5,2	7,3
Medium	26,5	11,0	9,5
High	33,7	12,0	11,1

**Chart C42 Purchasing insurance online by gender and age in Czechia**



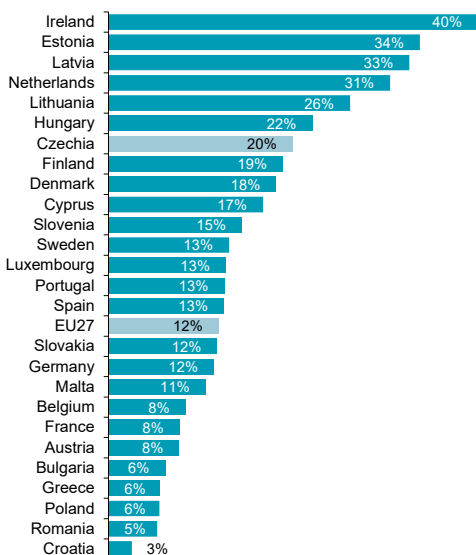
**Chart C43 Arranging or changing contracts for electricity, heating supply or similar services online**



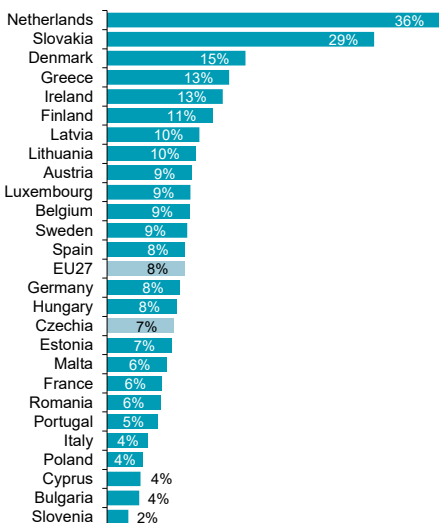
Source: Czech Statistical Office, ICT use survey in households

## C Persons and digital technologies

**Chart C44 Persons aged 16–74 in EU countries purchasing insurance online; 2025**



**Chart C45 Persons aged 16–74 in EU countries arranging contracts for energy consumption online; 2025**



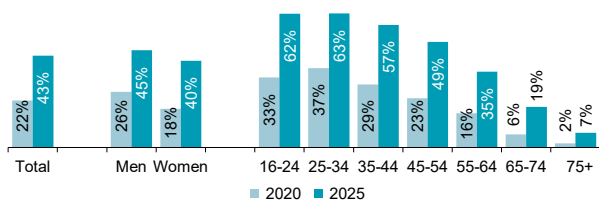
Source: Eurostat

## C Persons and digital technologies

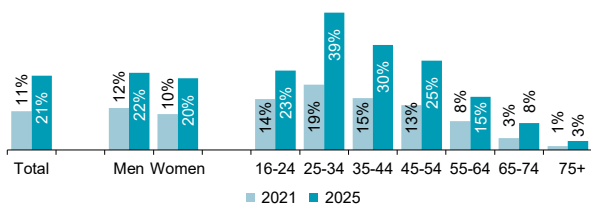
**Tab. C14 Persons in Czechia performing selected security activities on the internet; 2025**

	Percentage		
	Refusal to provide data for advertising purposes	Change of settings to prevent or limit cookies	Request to delete personal data
<b>Total (aged 16+)</b>	<b>58,2</b>	<b>42,8</b>	<b>21,2</b>
Men	59,9	45,3	22,0
Women	56,7	40,5	20,4
<b>Age group (years)</b>			
16–24	72,1	62,4	22,6
25–34	74,8	62,5	39,1
35–44	71,3	57,1	29,9
45–54	72,4	49,2	25,4
55–64	55,1	35,4	15,1
65–74	34,9	19,0	7,7
75+	14,0	6,9	2,6
<b>Education (aged 25–64)</b>			
Low	53,9	34,1	14,7
Medium	74,8	54,7	29,2
High	81,6	70,2	42,4

**Chart C46 Change of settings to prevent or limit cookies by gender and age in Czechia**



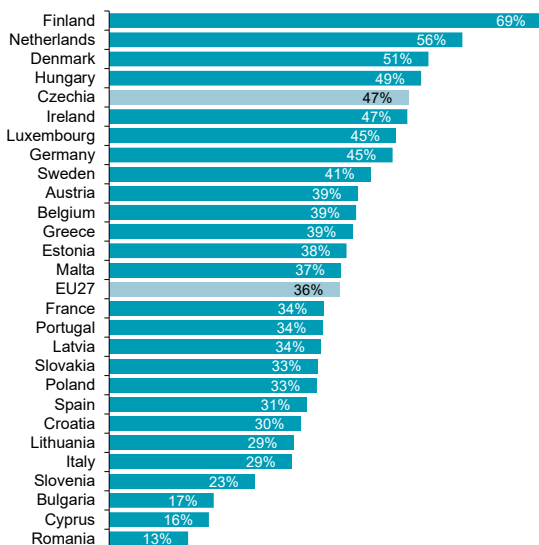
**Chart C47 Requests for deletion of personal data from the internet by gender and age**



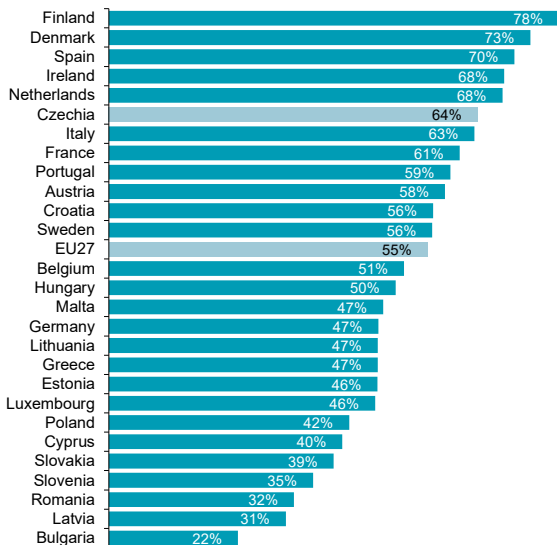
Source: Czech Statistical Office, ICT use survey in households

## C Persons and digital technologies

**Chart C48 Persons aged 16–74 in EU countries who changed settings to prevent or limit cookies; 2025**



**Chart C49 Persons aged 16–74 in EU countries who refused to provide data for advertising purposes; 2025**



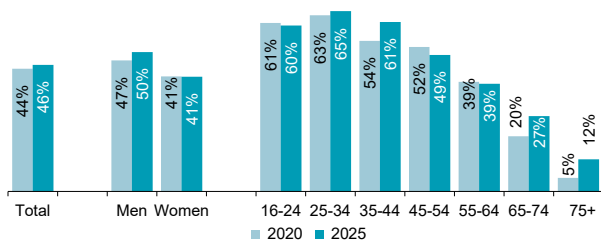
Source: Eurostat

## C Persons and digital technologies

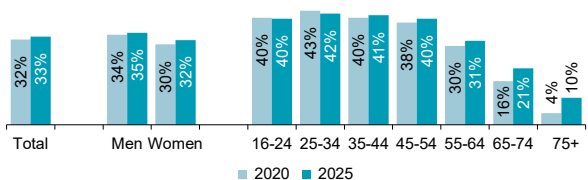
**Tab. C15 Persons in Czechia performing selected activities to protect their personal data on the internet; 2025**

	Percentage		
	Checking security of websites	Reading privacy policy statements	Cancellation of an account
<b>Total (aged 16+)</b>	<b>45,6</b>	<b>33,1</b>	<b>14,8</b>
Men	50,2	34,6	15,6
Women	41,3	31,8	14,1
<b>Age group (years)</b>			
16–24	59,8	39,8	22,8
25–34	64,9	41,8	26,6
35–44	61,0	41,1	19,7
45–54	49,2	39,8	17,1
55–64	38,7	31,5	9,5
65–74	27,1	21,2	3,7
75+	11,5	10,1	2,3
<b>Education (aged 25–64)</b>			
Low	38,7	26,6	12,7
Medium	57,5	42,9	20,9
High	68,2	50,2	21,7

**Chart C50 Checking security of websites by gender and age in Czechia**



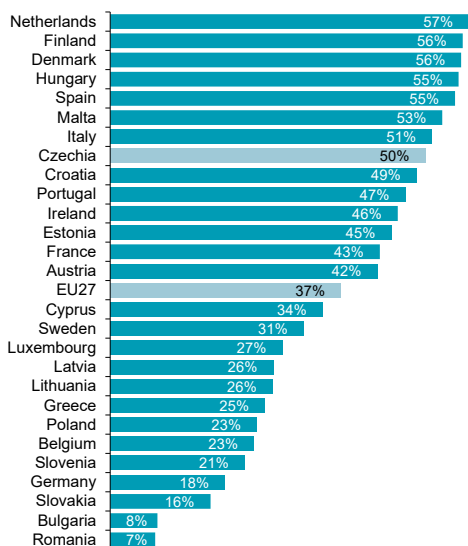
**Chart C51 Reading privacy policy statements by gender and age in Czechia**



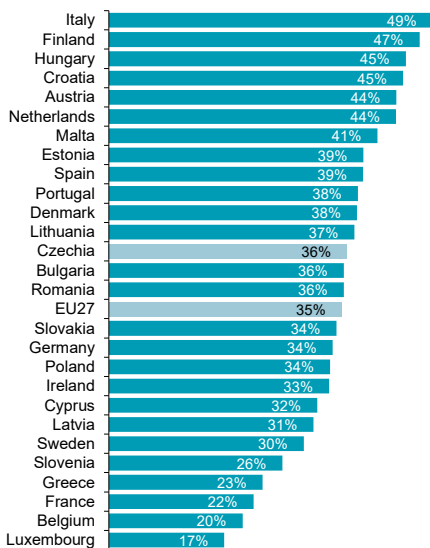
Source: Czech Statistical Office, ICT use survey in households

## C Persons and digital technologies

**Chart C52 Persons aged 16–74 in EU countries who checked security of websites before providing personal data; 2025**



**Chart C53 Persons aged 16–74 in EU countries who read privacy policy statements; 2025**



Source: Eurostat

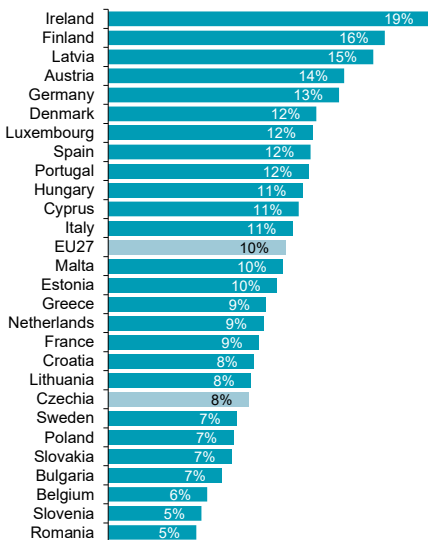
## C Persons and digital technologies

**Tab. C16 Persons in Czechia expressing their opinions or participating in a survey on civic or political issues online; 2025**

	Percentage	
	Expressing opinions on civic or political issues online	Participating in a survey on civic or political issue
<b>Total (aged 16+)</b>	<b>6,5</b>	<b>7,5</b>
Men	8,5	7,5
Women	4,7	7,6
<b>Age group (years)</b>		
16–24	7,3	8,4
25–34	10,5	12,2
35–44	7,8	9,3
45–54	6,6	7,3
55–64	6,1	7,9
65–74	3,9	4,0
75+	2,7	2,9
<b>Education (aged 25–64)</b>		
Low	5,1	5,0
Medium	7,7	10,7
High	11,3	12,4

Source: Czech Statistical Office, ICT use survey in households

**Chart C54 Persons aged 16–74 in EU countries participating in a survey on civic or political issue online; 2025**



Source: Eurostat