

G Health establishments

Information technologies are a very important corner stone of more effective health care. Not only as a tool saving costs, but also to increase the quality of health care and patients' security. Czech Statistical Office (CZSO) has been collecting data **on the adoption and use of information technologies in health care** since 2003. To manage that, CZSO uses three main data sources.

Since 2003 the CZSO in cooperation with the Institute of Health Information and Statistics of the Czech Republic (IHIS CR) has used results from a short module related to **ICT usage in the health-care facilities** as a main data source for measuring development of eHealth in the Czech Republic. This module is conducted annually as part of a mandatory yearly statement on employers, employees and other contracted workers.

Reference period: End of the monitored year for ICT equipment of health establishments and entire reference year for internet activities undertaken by independent physicians.

Target population of the survey covers all health care facilities and providers in the Czech Republic. However, in this chapter, data are published only for **practices of independent physicians and pharmacies**. In 2011, the most recent period of data available, a total of 20 121 practices of independent physicians were surveyed, and 19 996 of them answered the questionnaire. The response rate reached 99,4 % for practices of independent physicians.

Available breakdowns: Data on the use of Internet and web sites by independent physicians are available by their type of practice.

Definitions:

- **Broadband** – see definition in Chapter A of this publication
- **GPs** – general practitioner
- **Electronic health record** is the use of internet-based medical documentation.
- **Online appointment system** offers the possibility to make appointments through the health establishment's website, using online form (e-mail is not included).
- **Online consultation** offers the possibility to ask health-related questions, which the health establishment answers by e-mail or may publish the response on its website.
- **Seeking health related information** – seeking information about diseases, treatment, diagnostics, nutrition etc. on internet at least once in the last 3 months preceding the interview for personal non-business use.

Detailed regional breakdown data on ICT in health establishments can be found in chapter 18 of each **Regional yearbook**.

<http://www.czso.cz/eng/edicniplan.nsf/aktual/ep-1#10>

The second source **Hospitals' web survey** is carried out by the Czech Statistical Office, and focuses on information and on-line services available or accessible on hospitals' web sites.

Information about individuals reporting seeking health related information on the internet is available from the annual statistical survey conducted by the CZSO titled: "**Sample Survey on ICT Use in Households and by Individuals**". For more information see **Chapter C** of this publication.

The **Eurostat** online database for **Information society statistics** was used to obtain international data on Internet use by students. *Data from this database were extracted in March 2013.*

Further information on eHealth statistics can be found at:

http://www.czso.cz/eng/redakce.nsf/i/information_technologies_in_the_czech_health_sector

G Health establishments

Tab. G1 Independent physicians with access to selected ICT in the Czech Republic; 2011

	Computer	Internet	Broadband
Total	90,0	77,2	51,3
GPs for adults	90,3	79,5	53,5
GPs for children	88,5	80,8	54,5
Stomatologist	88,7	72,3	44,5
Gynaecologist	92,0	85,8	61,5
Specialists	90,8	77,2	52,6

%

as a percentage of all independent physicians' offices in a given category

Figure G1 Independent physicians with Internet access in their office

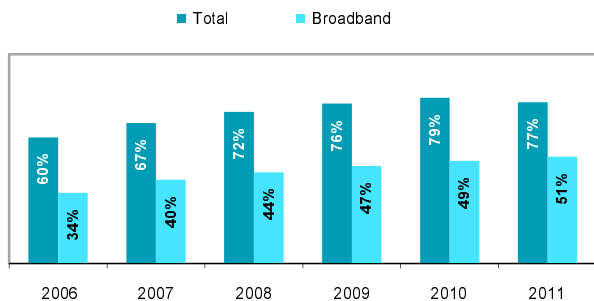
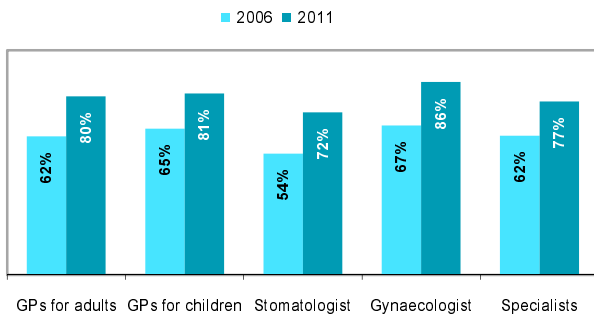


Figure G2 Independent physicians with Internet access in their office by type of practice



as a percentage of all independent physicians' offices in a given category

Source: CZSO based on data of Institute of Health Information and Statistics

G Health establishments

Tab. G2 Independent physicians using the Internet for selected activities in the Czech Republic

	%		
	2009	2010	2011
Obtaining information on:			
Practical medicine	64,9	67,2	66,6
Theoretical medicine	59,9	62,2	63,8
Pharmacology	60,1	62,9	64,8
For communication with:			
Business partners	49,6	52,7	54,6
Health insurance companies	55,8	62,1	61,8
Other health establishments	42,5	46,7	49,4
Patients	33,4	38,8	40,9
Pharmacies	13,8	16,3	18,7
For keeping health records	8,3	9,5	10,7

**it includes use of the Internet both in the office or at home as a percentage of all independent physicians' offices*

Figure G3 Independent physicians using the Internet for communication with patients by type of practice

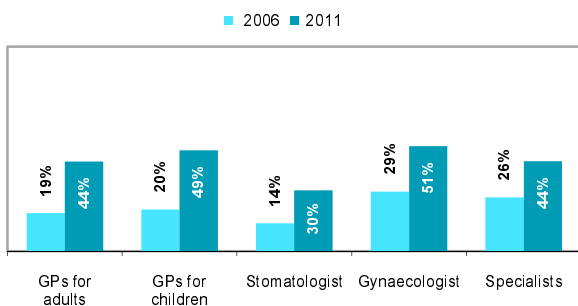
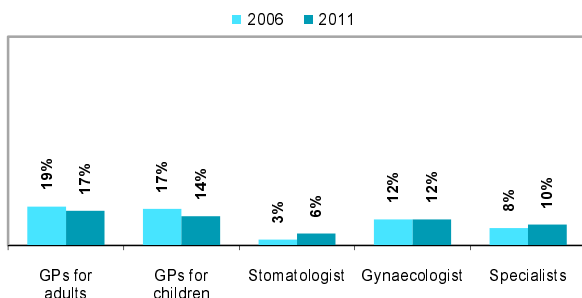


Figure G4 Independent physicians keeping health records on the Internet by type of practice



as a percentage of all independent physicians' offices in a given category

Source: CZSO based on data of Institute of Health Information and Statistics

G Health establishments

Tab. G3 Individuals using Internet for seeking health-related information in the Czech Republic

	%		
	2010	2011	2012
Total 16+	19,2	29,0	36,2
Total 16-74	20,5	31,2	39,0
Gender:			
Males (aged 16+)	12,6	20,0	26,7
Females (aged 16+)	25,5	37,5	45,2
Age group:			
16-24 years	13,1	18,4	30,0
25-34 years	25,0	37,9	48,6
35-44 years	29,3	42,0	47,3
45-54 years	23,4	36,9	48,3
55-64 years	16,3	25,0	33,8
65 years and over	6,7	11,5	11,0
Highest education level (aged 25+):			
Basic	4,1	8,9	12,4
Lower secondary (ISCED 3C)	12,3	19,1	26,2
Upper secondary (ISCED 3A and 4)	27,8	41,6	49,6
Tertiary (ISCED 5-6)	37,7	52,2	59,3
Specific categories:			
Students (aged 16+)	13,2	17,7	30,0
Women on maternity or parental leave	50,4	63,7	77,4
Pensioners	8,2	13,5	14,3

as a percentage of all individuals aged 16+ in a given category

Figure G5 Individuals using Internet for seeking health-related information

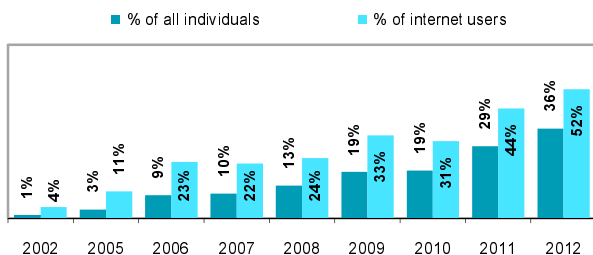
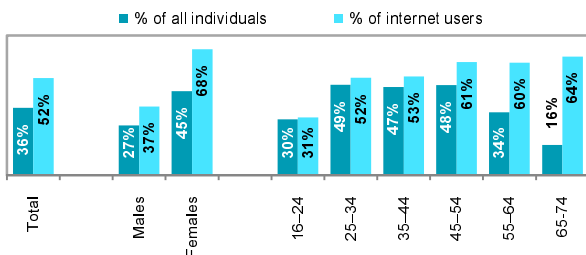


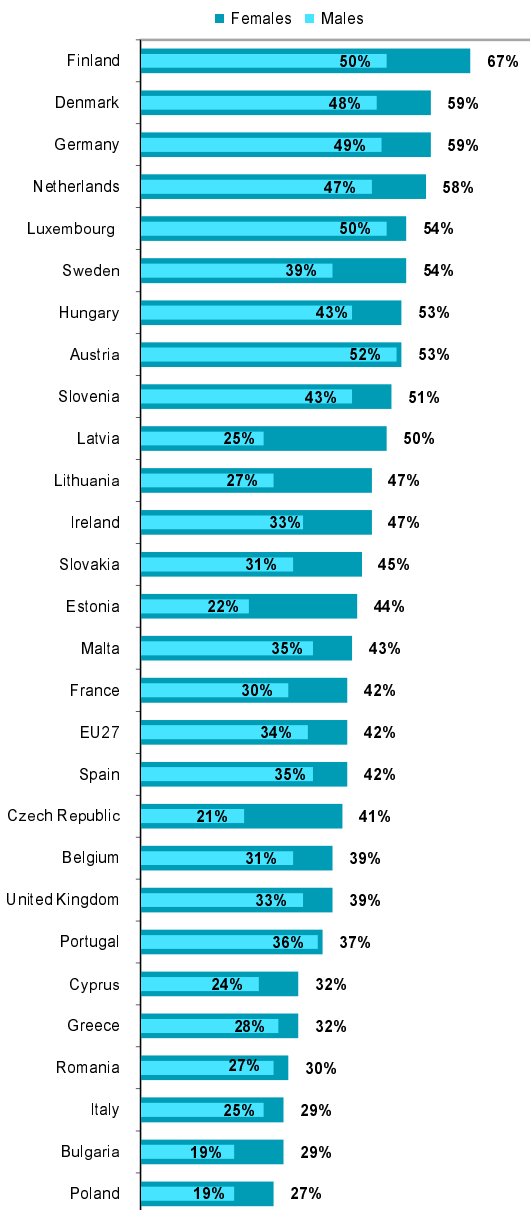
Figure G6 Individuals using Internet for seeking health-related information by gender and age; 2012



Source: Czech Statistical Office, Household Survey on ICT Use

G Health establishments

Figure G7 Individuals using Internet for seeking health-related information by gender; 2011



as a percentage of all men and women aged 16 to 74

Source: Eurostat, 2012

G Health establishments

Tab. G4 Independent physicians with a Website in the Czech Republic

	%		
	2009	2010	2011
Total	16,7	20,2	22,7
GPs for adults	12,8	16,5	19,4
GPs for children	22,4	26,8	31,8
Stomatologist	8,0	10,9	13,3
Gynaecologist	24,2	31,2	35,1
Specialists	23,1	26,2	27,6

as a percentage of all independent physicians' offices in a given category

Figure G8 Independent physicians and pharmacies with a Website

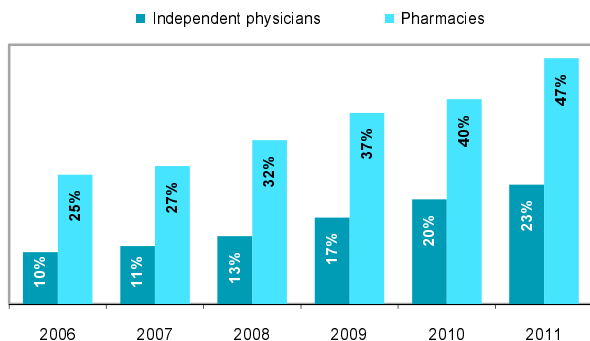
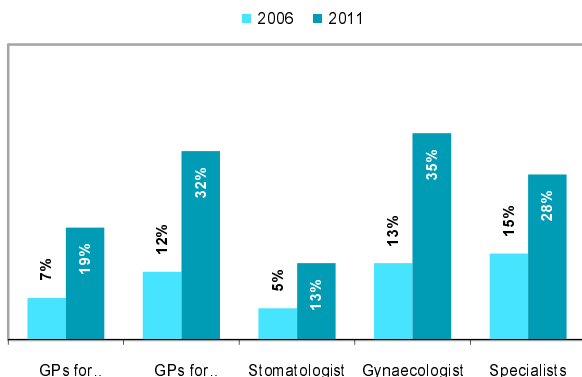


Figure G9 Independent physicians with a Website by type of practice



as a percentage of all independent physicians' offices in a given category

Source: CZSO based on data of Institute of Health Information and Statistics

G Health establishments

Tab. G5 Independent physicians using their websites for selected activities in the Czech Republic; 2011

	Online appointment	Online consultation
Total	7,6	8,2
GPs for adults	8,3	6,5
GPs for children	11,1	13,6
Stomatologist	3,2	3,3
Gynaecologist	10,6	16,8
Specialists	9,2	10,1

%

as a percentage of all independent physicians' offices in a given category

Figure G10 Independent physicians enabling online appointments via their websites

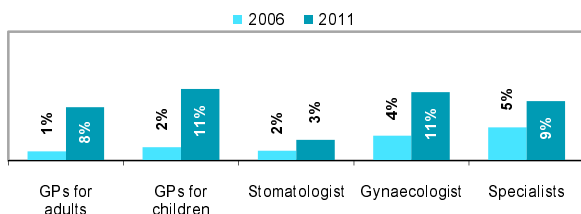
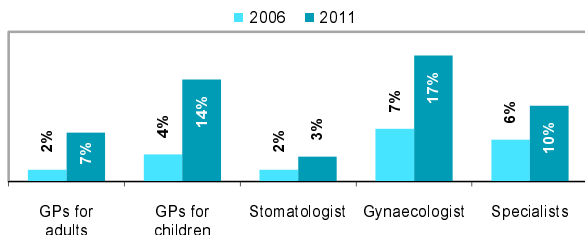
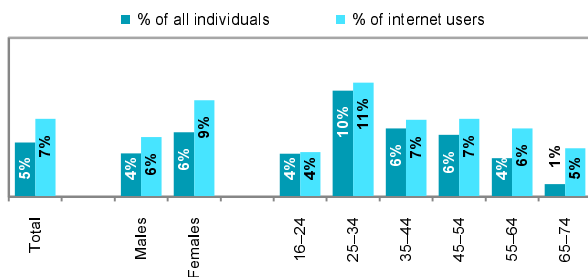


Figure G11 Independent physicians enabling online consultations via their websites



as a percentage of all independent physicians' offices in a given category

Figure G12 Individuals using the Internet for interaction (consultation or making appointment) with physicians, 2012



Source: IHIS and CZSO

G Health establishments

Tab. G6 Hospitals with a Website in the Czech Republic

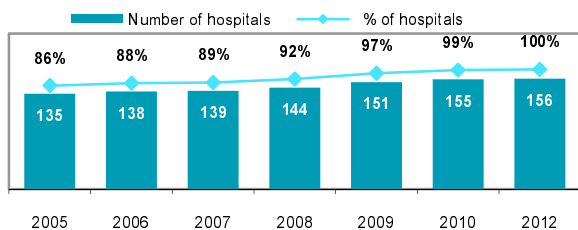
%

	2009	2010	2012
Total¹⁾	96,8	99,4	100,0
Websites available in foreign language²⁾			
English	20,1	21,9	22,4
German	5,4	7,1	7,1
Russian	2,0	2,6	2,6
Information available on the websites²⁾			
Contact information (address)	97,3	99,4	99,4
Information about the hospital (about us)	89,9	94,2	99,4
Visiting hours	81,9	83,9	92,9
Regulatory fees	49,0	54,2	85,3
Patients' rights	53,7	61,3	76,3
Map of hospital departments	54,4	57,4	58,3
Sitemap	32,2	36,8	44,9
QR code		1,3	5,8
Information and services²⁾			
Poll of satisfaction with a hospital	4,0	6,5	21,8
Watching news via RSS	10,1	14,2	12,8
Website traffic measurement	16,1	14,8	10,3
Sending information by e-mail	5,4	5,2	5,8
Journal downloadable in PDF form			21,2
On-line service²⁾			
On-line form (contact us)			30,8
On-line appointment form	6,0	12,3	12,8
On-line consultation	2,0		7,1

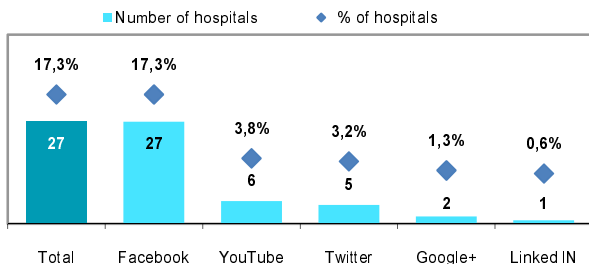
1) as a percentage of all hospitals

2) as a percentage of hospitals with a Website

Figure G13 Hospitals with a Website



Graf G14 Hospitals having a profile on social networks; 2012



Source: Czech Statistical Office, Website Content Survey of Hospitals