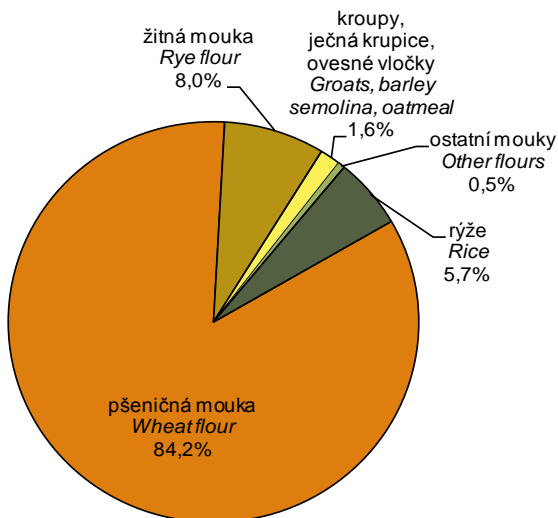
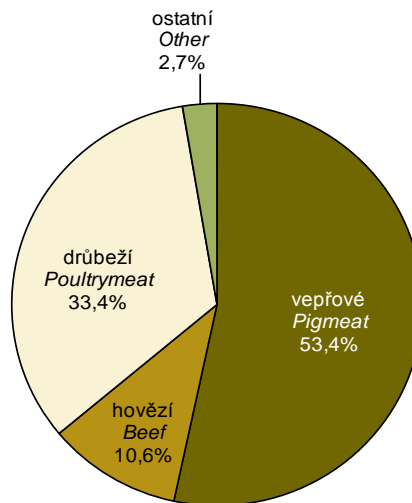


Graf 9 Struktura spotřeby vybraných potravin v roce 2016
Structure of consumption of selected kinds of food in 2016

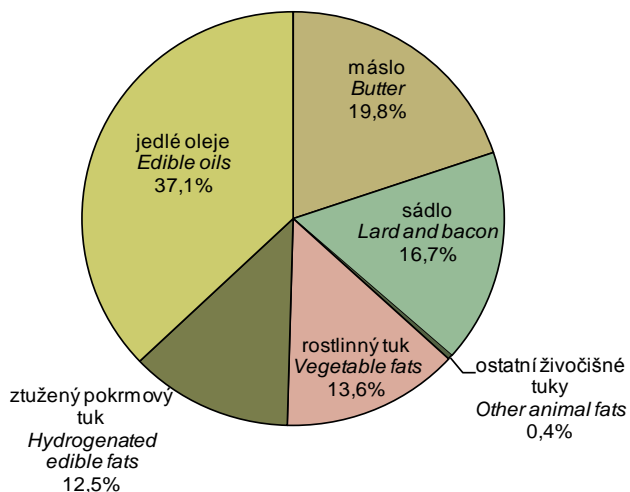
OBILOVINY V HODNOTĚ MOUKY
CEREALS IN TERMS OF FLOUR WEIGHT



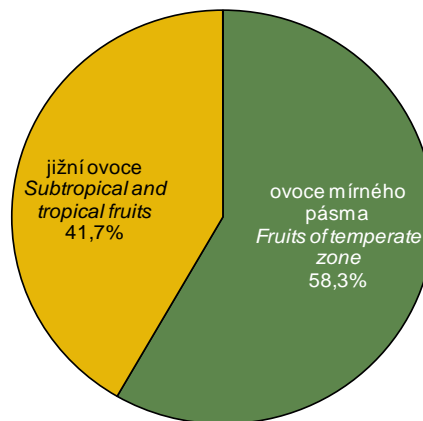
MASO V HODNOTĚ NA KOSTI
MEAT IN TERMS OF CARCASS WEIGHT



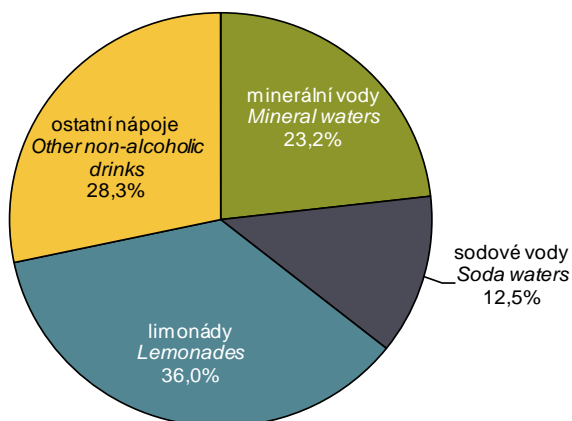
TUKY A OLEJE
FATS AND OILS



OVOCE V HODNOTĚ ČERSTVÉHO
FRUIT IN TERMS OF FRESH



MINERÁLNÍ VODY A NEALKOHOLICKÉ NÁPOJE
MINERAL WATERS AND NON-ALCOHOLIC BEVERAGES



ALKOHOLICKÉ NÁPOJE
ALCOHOLIC BEVERAGES

