

ANALYSIS

October 16, 2017

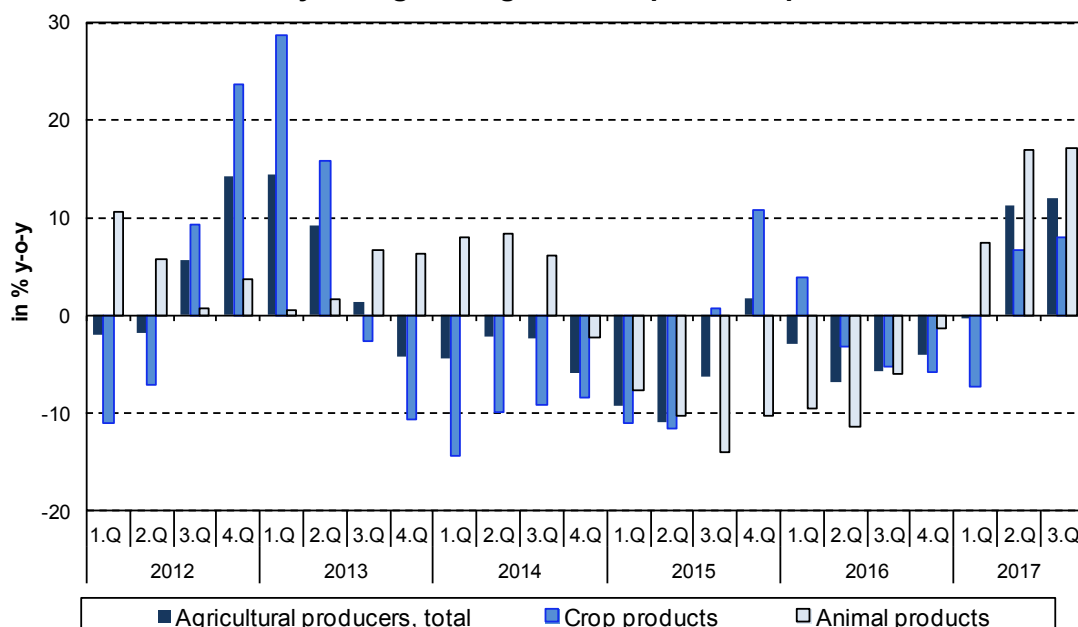
PRODUCER PRICE INDICES IN Q3 2017

In Q3 2017, compared to Q2 2017, agricultural producer prices grew by 0.7% and construction work prices, according to an estimate were higher by 0.3%. Industrial producer prices were lower by 0.5% and prices of market services fell by 0.3%. In comparison with Q3 2016, agricultural producer prices rose by 12.1% and prices of industrial producers grew by 1.4%. Prices of market services and construction work prices, according to an estimate both went up by 1.6% in Q3 2017.

Compared to Q2 2017, agricultural producer prices were higher by 0.7% in Q3 2017. Increasing were prices of fresh fruit (+18.0%), milk (+2.8%), pigs for slaughter (+2.4%) and cattle for slaughter (+1.3%). Lower were prices of oil plants (-6.1%), fresh vegetables (-7.2%) and eggs (-5.0%).

Prices of agricultural producers in Q3 2017 compared to Q3 2016 increased by 12.1%. Prices of crop products went up by 8.1% and prices of animal products grew by 17.2%. Higher prices in crop products were mainly affected by prices of fresh fruit (+29.8%), oil plants (+4.6%), cereals and potatoes (+6.3% both). Lower were prices of fresh vegetables by 1.5%. Among animal products price increases were recorded in milk (+38.4%), eggs (+11.8%), pigs for slaughter (+8.1%) and cattle for slaughter (+3.4%). Prices of poultry dropped by 2.1%.

Y-o-y changes of agricultural producer prices



Information Services Unit – Headquarters

Are you interested in the latest data connected with inflation, GDP, population, wages and much more?

You can find them on pages of the Czech Statistical Office on the Internet: www.czso.cz

tel: +420 274 052 304, e-mail: infoservis@czso.cz

ANALYSIS

In comparison with Q2 2017, prices of industrial producers decreased by 0.5% in Q3 2017. Prices went down particularly in 'chemicals and chemical products' (-5.9%). Lower were prices also in 'coke, refined petroleum products'. Prices fell in 'mining and quarrying' (-2.0%) and 'computer, electronic and optical products' (-1.8%). Prices rose in 'food products, beverages, tobacco' (+1.1%).

Industrial producer price indices (previous quarter = 100)

Code	Name	2016	2017		
		Q4	Q1	Q2	Q3
	TOTAL	100,8	101,3	99,8	99,5
B	Mining and quarrying	100,2	104,6	99,6	98,0
C	Manufactured products	101,0	101,6	99,7	99,4
CA	Food products, beverages, tobacco	101,4	100,4	101,1	101,1
CB	Textiles, clothes, leather and leather products	100,3	99,4	100,4	99,9
CC	Wood, wood product, paper, printing	100,0	100,4	100,4	100,5
CD	Coke, refined petroleum products	i.d.	i.d.	i.d.	i.d.
CE	Chemicals and chemical products	100,5	107,4	97,7	94,1
CF	Basic pharmaceutical products	99,2	99,3	100,7	99,5
CG	Rubber and plastic prod., other non-metallic min. prod.	100,0	100,6	100,3	99,8
CH	Basic metals, fabricated metal products	100,4	103,0	102,3	99,5
CI	Computer, electronic and optical products	100,4	101,0	98,8	98,2
CJ	Electrical equipments	100,7	101,3	99,8	99,4
CK	Machinery and equipment n.e.c.	100,1	100,8	100,4	99,4
CL	Transport equipment	100,2	99,6	98,6	99,1
CM	Furniture, other manufactured product	100,2	101,7	100,1	99,9
D	Electricity, gas, steam and air conditioning	100,0	98,9	99,9	100,0
E	Water supply, sewerage, waste manag. and rem. serv.	100,0	101,0	100,0	100,0

Note: i.d. - individual data

Prices of industrial producers increased in Q3 2017 by 1.4% y-o-y. Prices rose mainly in 'coke, refined petroleum products'. On the increase were also prices in 'basic metals, fabricated metal products' (+5.1%), 'food products, beverages, tobacco' (+4.1%) and 'mining and quarrying' (+2.2%). On the decrease were prices in 'transport equipment' (-2.5%), 'computer, electronic and optical products' (-1.7%) and 'electricity, gas, steam and air conditioning' (-1.2%).

Information Services Unit – Headquarters

Are you interested in the latest data connected with inflation, GDP, population, wages and much more?

You can find them on pages of the Czech Statistical Office on the Internet: www.czso.cz

tel: +420 274 052 304, e-mail: infoservis@czso.cz

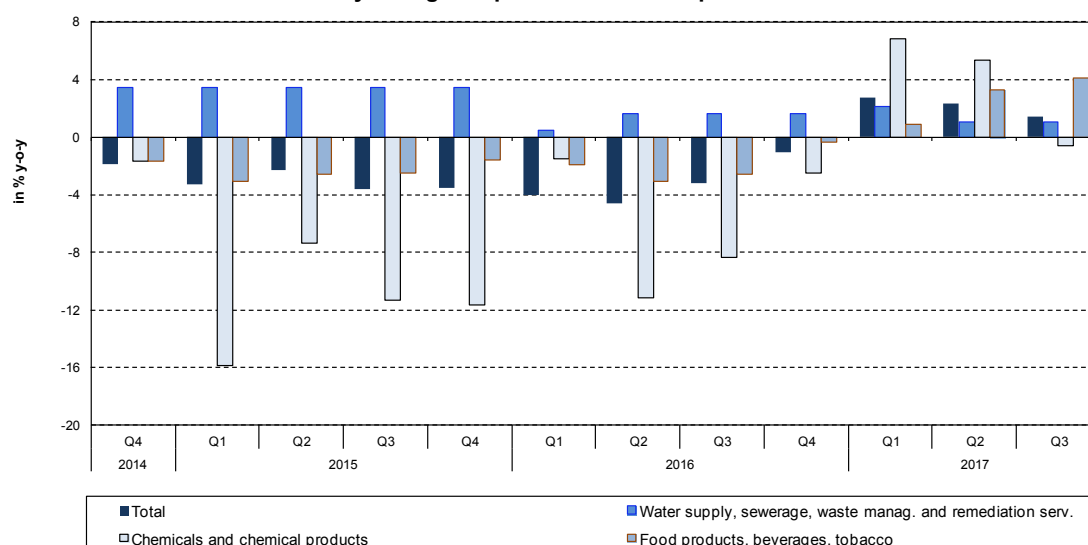
ANALYSIS

Industrial producer price indices

Code	Name	Corresponding period of the previous year = 100				
		2017				
		Q2	July	August	September	Q3
	TOTAL	102,3	101,1	101,4	101,7	101,4
B	Mining and quarrying	104,9	102,9	101,7	101,9	102,2
C	Manufactured products	102,8	101,4	102,0	102,1	101,8
CA	Food products, beverages, tobacco	103,3	104,0	104,2	104,1	104,1
CB	Textiles, clothes, leather and leather products	100,1	100,0	100,1	99,8	100,0
CC	Wood, wood product, paper, printing	100,7	100,8	101,4	101,7	101,3
CD	Coke, refined petroleum products	i.d.	i.d.	i.d.	i.d.	i.d.
CE	Chemicals and chemical products	105,3	99,4	99,0	99,7	99,4
CF	Basic pharmaceutical products	99,2	98,9	98,9	98,5	98,8
CG	Rubber and plastic products, other non-metallic min. products	100,8	100,4	100,6	100,9	100,6
CH	Basic metals, fabricated metal products	107,1	105,4	104,9	105,1	105,1
CI	Computer, electronic and optical products	100,5	98,3	98,5	98,2	98,3
CJ	Electrical equipments	101,9	100,8	100,9	101,5	101,1
CK	Machinery and equipment n.e.c.	101,3	100,8	100,7	100,7	100,7
CL	Transport equipment	98,2	97,4	97,5	97,4	97,5
CM	Furniture, other manufactured products	102,1	101,9	101,8	101,7	101,8
D	Electricity, gas, steam and air conditioning	98,7	98,9	98,7	98,9	98,8
E	Water supply, sewerage, waste manag. and remediation serv.	101,0	101,0	101,0	101,0	101,0

Note: i.d. - individual data

Y-o-y changes of prices of industrial producers



Information Services Unit – Headquarters

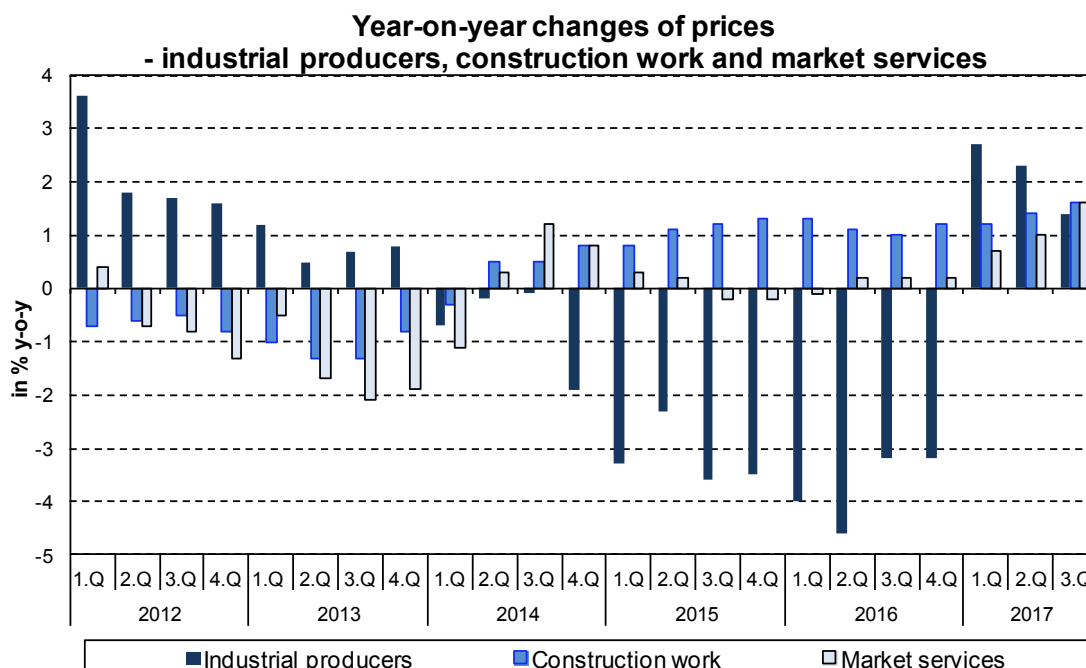
Are you interested in the latest data connected with inflation, GDP, population, wages and much more?

You can find them on pages of the Czech Statistical Office on the Internet: www.czso.cz

tel: +420 274 052 304, e-mail: infoservis@czso.cz

ANALYSIS

According to an estimate, **construction work** prices in **Q3 2017** compared to **Q2 2017** (after specification) were higher by 0.3% and prices of construction material input stayed unchanged. According to an estimate, **construction work** prices in **Q3 2017** compared to the **corresponding period of 2016 (after specification)** rose by 1.6%, prices of construction material input grew by 1.9%.



In comparison to Q2 2017, prices of **market services** went down by 0.3% in **Q3 2017**. Lower were especially prices of ‘advertising and market research services’ by 8.3%. Prices of ‘employment services’ (+5.7%), ‘publishing services’ (+1.5%) and ‘architectural and engineering services’ (+1.4%) went up. Prices of market services excluding advertising services grew by 0.3%.

In Q3 2017, prices of **market services** rose by 1.6% in total compared to **Q3 2016**. Price increases were recorded in ‘insurance, reinsurance and pension funding services, except compulsory social security’ (+5.3%), ‘advertising and market research services’ (+3.3%), ‘publishing services’ (+3.2%), ‘postal and courier services’ (+2.7%), ‘legal and accounting services’ (+1.2%) and ‘land transport services and transport services via pipelines’ (+0.6%). Lower prices were in ‘rental and leasing services’ (-1.4%) and ‘telecommunications services’ (-1.1%). Prices of market services excluding advertising services went up by 1.5%.

Text not edited for language.

Contact:

Ing. Miloslav Beranek

E-mail: miloslav.beranek@czso.cz

Phone: (+420) 274 052 665

Information Services Unit – Headquarters

Are you interested in the latest data connected with inflation, GDP, population, wages and much more?

You can find them on pages of the Czech Statistical Office on the Internet: www.czso.cz

tel: +420 274 052 304, e-mail: infoservis@czso.cz