

G Health and ICT

Data on e-Health services are processed from the results of the comprehensive annual survey on information on health care services providers E (MZ) 1-01 performed by the **Institute of Health Information and Statistics of the Czech Republic (IHIS CR)**. This survey includes basic questions on the ICT equipment of practices (offices/ surgeries) of **independent physicians**. In addition, data on **online services** offered via websites of independent physicians and **keeping health records (documentation) in the electronic form** are taken from this survey.

Since the reference year 2016, the survey includes also detailed questions on available functionalities and used records of **electronic information healthcare systems** deployed in offices of independent physicians.

Reference period: the data are as at 31 November of the reference year for ICT equipment of practices and 3 months prior to the survey for seeking health-related information by individuals.

Available breakdowns: Data on the ICT use by independent physicians are available by the type of practice – general practitioner for adults, general practitioner for children, dentist, gynecologist, and specialist.

The independent annual statistical survey called **Sample Survey on the ICT Use in Households and by Individuals** (for details see Chapter C) has been a valuable source of information how many individuals use the internet for seeking health-related information in the last 3 months. The survey results are internationally comparable as a percentage of all individuals aged 16 to 74 years.

International data and comparisons of certain indicators are taken from the Eurostat database for digital economy and society, data of which are updated every year in December. Detailed information can be found at: <https://ec.europa.eu/eurostat/web/digital-economy-and-society/overview>.

Definitions

- A **specialist physician** shall mean a doctor who has completed advanced education and training in a specific field of medicine to become an allergist, a dermatologist, an ophthalmologist, a urologist, etc. This category excludes gynecologists and dentists.
- **Electronic health records** shall mean the documentation (medical patient data), which is made, processed, filed, stored, and transmitted in a digital form.
- **Independent physicians** include all independent practices who are not part of another medical facility, e.g. hospital.
- **Lists of patients** by diagnosis, laboratory results or for an appointment for examinations shall mean a list of electronic records of all patients of the health establishment by a given criterion entered.
- **On-line appointments to the physician** shall mean that the patients may make appointments for examination and/or medical intervention by means of an on-line editable form, which is transmitted directly from the website of the surgery. These do not include making appointments simply by email.
- **On-line consultancies** shall mean the option to send health related queries via a website of the physician's surgery.
- **Online prescribing** allows a physician to use digital prescription software to electronically transmit a prescription to the patient. Patient receives an electronic identification code which then produces to the pharmacist.
- **Seeking health-related information** includes searching for information about injuries, diseases, nutrition, improving health, etc.
- **The notice on drug interaction** shall mean that the system issues a notice to the physician if the patient has been prescribed medicines, which have mutual effects.
- **The on-line application for prescription** shall mean that the patient receives the electronic prescription through an email or an SMS code, which the patient then produces to the pharmacist.

For more information see:

[https://www.czso.cz/csu/czso/information technologies in the czech health sector](https://www.czso.cz/csu/czso/information%20technologies%20in%20the%20czech%20health%20sector)

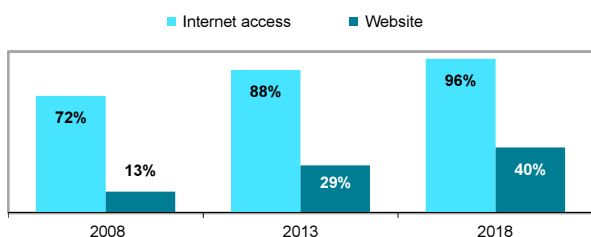
G Health and ICT

Tab. G1 Physicians in Czechia with selected ICTs in their medical offices; 2018

	Computer	Internet	Website
Total	96,8	95,5	40,4
General practitioners (GP) for adults	97,8	96,9	41,4
General practitioners (GP) for children	98,2	98,0	57,4
Dentists	96,9	95,1	26,1
Gynecologists	98,3	97,3	58,4
Specialists	95,4	94,0	43,0

as a percentage of all independent physicians of a given practice

Figure G1 Physicians with the internet access in their medical office and with their own website



as a percentage of all physicians

Figure G2 Physicians with the internet access in their medical office by type of practice

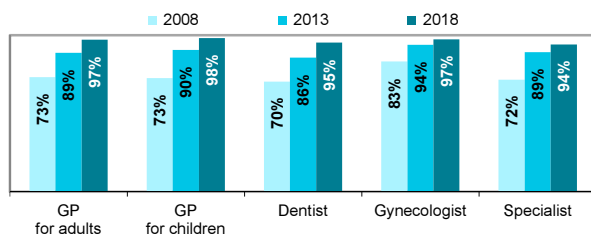
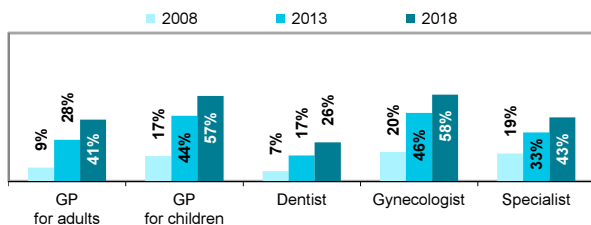


Figure G3 Physicians with their own website by type of practice



as a percentage of all physicians of a given practice

Source: CZSO calculations based on Institute of Health Information and Statistics

Tab. G2 Online services offered by physicians on their own websites in Czechia; 2018

%

	Online appointment	Online consultation	Online prescription
Total	14,8	12,9	24,4
General practitioners (GP) for adults	21,9	14,1	38,3
General practitioners (GP) for children	23,1	24,5	41,2
Dentists	6,2	4,7	6,5
Gynecologists	27,2	26,9	46,3
Specialists	12,4	12,7	21,1

as a percentage of all physicians of a given practice

Figure G4 Physicians with a website application for making online appointment by type of practice

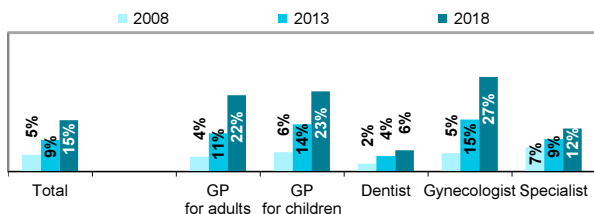


Figure G5 Physicians with a website application for making online consultation by type of practice

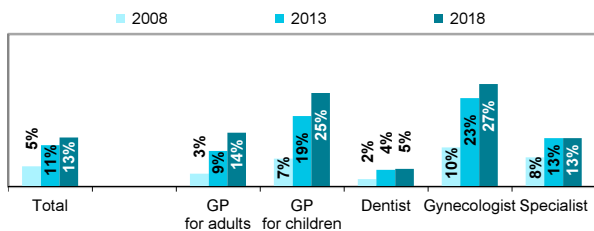
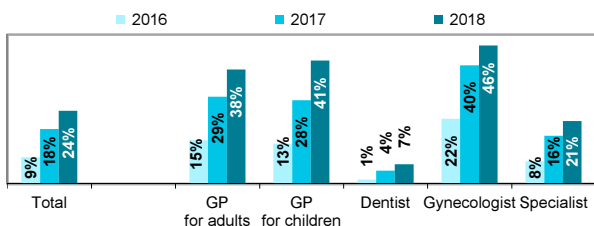


Figure G6 Physicians with a website application for making online prescription by type of practice



as a percentage of all physicians of a given practice

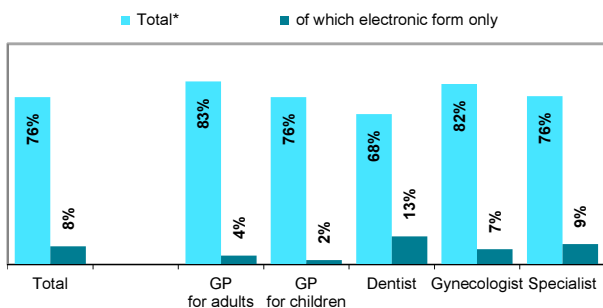
Source: CZSO calculations based on Institute of Health Information and Statistics

Tab. G3 Physicians in Czechia keeping health records electronically; 2018

	Total*	of which only electronically
Total	75,8	8,2
General practitioners (GP) for adults	82,8	4,0
General practitioners (GP) for children	75,8	2,0
Dentists	68,1	12,7
Gynecologists	81,8	6,9
Specialists	76,2	9,3

as a percentage of all physicians of a given practice

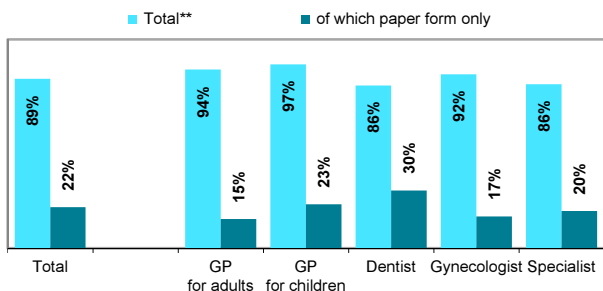
Figure G7 Physicians keeping health records electronically; 2018



as a percentage of all physicians of a given practice

* Includes physicians keeping at least part of health records (medical patient data) in electronic form on their computers or the internet.

Figure G8 Physicians keeping health records in paper form; 2018



as a percentage of all physicians of a given practice

** Includes physicians keeping at least part of health records (medical patient data) in paper form.

Source: CZSO calculations based on Institute of Health Information and Statistics

G Health and ICT

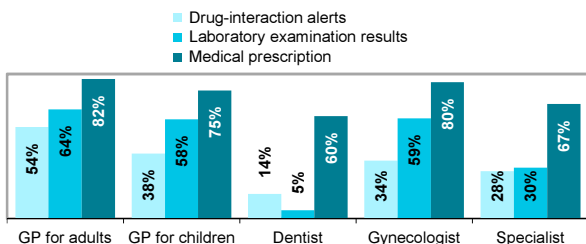
Tab. G4 Physicians in Czechia using selected functions of their electronic information healthcare systems; 2018

	Medical prescription	Drug-interaction alerts	Laboratory examinations results
Total	70,2	31,3	35,2
General practitioners (GP) for adults	82,0	53,7	64,1
General practitioners (GP) for children	75,2	38,1	58,3
Dentists	60,1	14,4	4,8
Gynecologists	80,1	33,9	58,8
Specialists	67,2	27,7	29,8

%

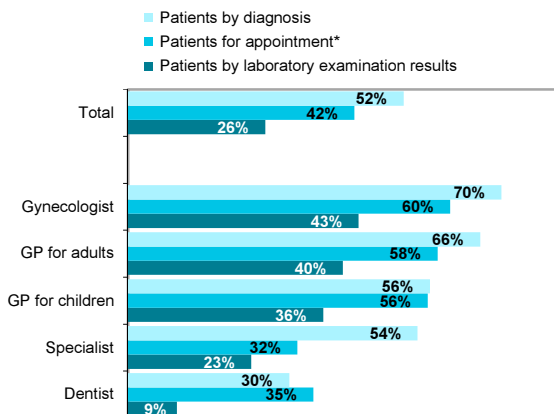
as a percentage of all independent physicians of a given practice

Figure G9 Physicians using selected functions of their electronic information healthcare systems; 2018



as a percentage of all independent physicians of a given practice

Figure G10 Physicians with electronic health system enabling to generate selected patient records; 2018



* list of patients for general medical examination, tests etc.

as a percentage of all independent physicians of a given practice

Source: CZSO calculations based on Institute of Health Information and Statistics

G Health and ICT

Tab. G5 Persons in Czechia using the internet for seeking health-related information

	%		
	2015	2018	2019
Total (aged 16+ years)	37,3	51,6	52,6
Total (aged 16–74)	39,9	55,1	56,5
Sex (aged 16+ years)			
Men	26,4	39,2	41,8
Women	47,9	63,4	62,7
Age group (years)			
16–24	22,9	47,2	43,2
25–34	45,7	63,6	64,3
35–44	48,1	62,8	63,2
45–54	47,5	62,7	63,8
55–64	40,9	52,3	56,9
65+	18,1	26,9	29,2
Education attainment (aged 25–64)			
Primary	20,0	34,8	38,6
Secondary without A-level examination	34,8	49,9	51,0
Secondary with A-level examination	54,8	67,3	68,3
Tertiary	59,2	74,5	75,7

as a percentage of all persons in a given socio-demographic group

Figure G11 Persons aged 16+ using the internet for seeking health-related information by sex

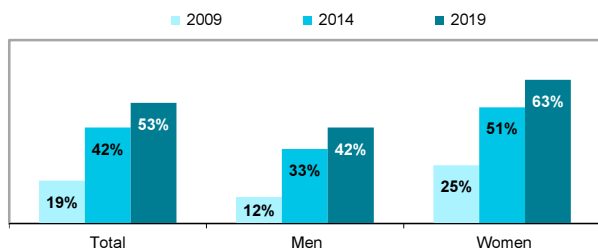
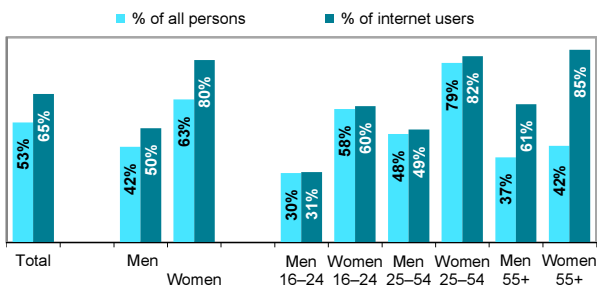


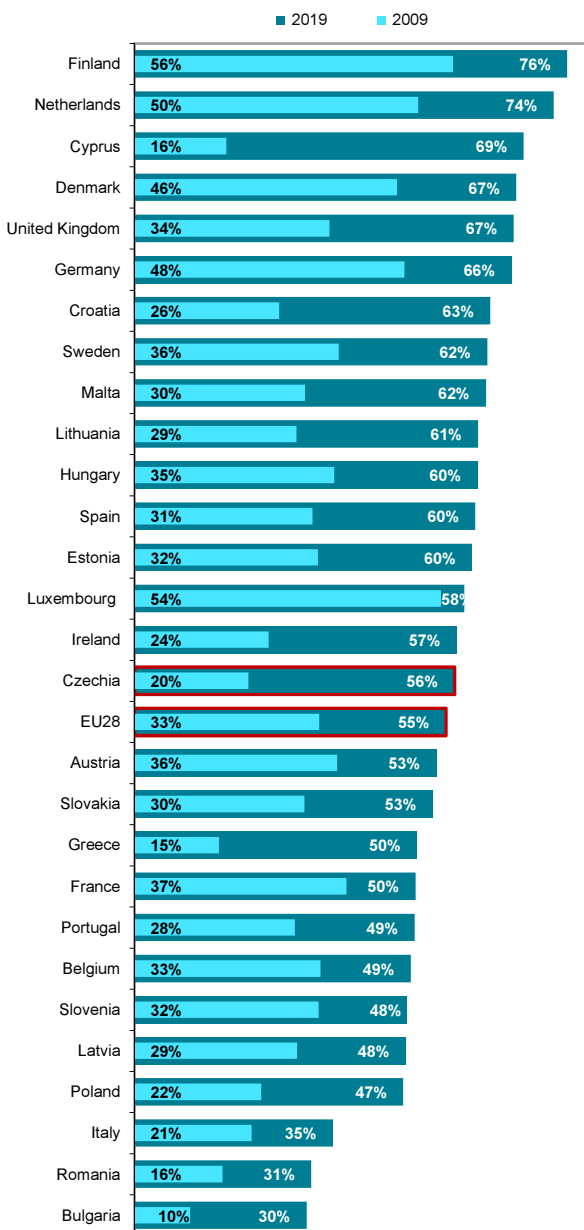
Figure G12 Persons aged 16+ using the internet for seeking health-related information by sex and age; 2019



Source: Czech Statistical Office, ICT use survey in households

G Health and ICT

Figure G13 Persons in EU countries aged 16–74 years using the internet for seeking health-related information



Source: Eurostat

G Health and ICT

Figure G14 Men in EU countries aged 16–74 years using the internet for seeking health-related information; 2019

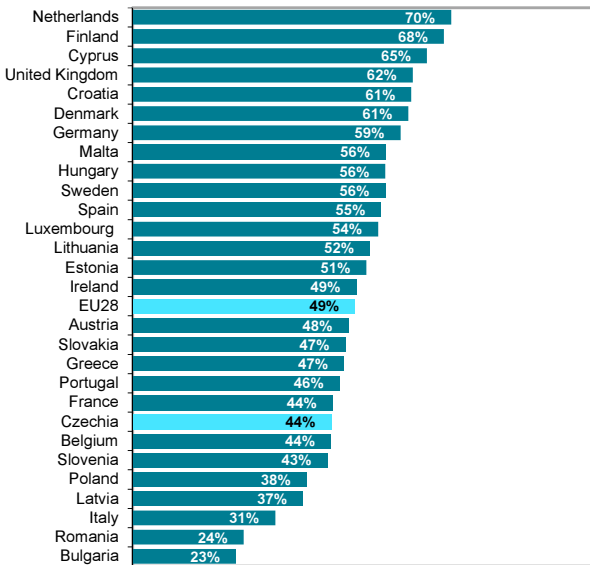


Figure G15 Women in EU countries aged 16–74 years using the internet for seeking health-related information; 2019

