

F Education and digital skills

F.1 ICT in schools

Data on **numbers of computers at schools** per 100 students of respective school grades, as well as on school equipment with other ICTs in Czechia come from data sources of the **Ministry of Education, Youth and Sports**. The Ministry collects these data at all nursery, primary, secondary, and higher professional schools within the annual questionnaire called Report of Schools Headquarters (R 13-01). The data are as at **30 September of the reference year**.

More information on these fields can be found at:

<https://www.czso.cz/csu/czso/information-technologies-in-schools>

F.2 ICT use by pupils and students

Detailed data on the 15-year-old students in Czechia accessing selected ICTs at home and at school were processed based on the results of the **Programme for International Student Assessment (PISA 2018)**, survey conducted by OECD.

The survey is the most important project of the OECD in education measurement, which has been currently carried out in the world. Detailed information on the PISA 2018 can be found at: <http://www.oecd.org/pisa/>.

The independent annual statistical survey called **Sample Survey on the ICT Use in Households and by Individuals** (for details see Chapter C) has been a valuable source of information on how **students aged 16+ years** use the internet.

The **Sample Survey on the ICT Use in Households and by Individuals** is also a source of data on learning activities over the internet. Within the survey, respondents were asked if they passed an online course, or communicated with instructors or students using educational websites/portals, in the last 3 months.

The reference period for **purchases over the internet** by students is the last 3 months prior to the survey interview, same as for the other online activities in this chapter. As a result the data for online purchase in this chapter differ from data in chapter C, where the reference period is 12 months prior the survey.

The indicators on **computer (digital) skills** of people in Czechia are also based on results from the above-mentioned **Sample Survey on the ICT Use in Households and by Individuals**. Within the survey, respondents were asked if they used selected digital skills **in the last 12 months**

International data and comparisons of certain indicators are taken from the Eurostat database for digital economy and society, data of which are updated every year in December. Detailed information can be found at: <https://ec.europa.eu/eurostat/web/digital-economy-and-society/overview>.

Definitions

- **Communication with instructors or students** means that students/pupils/participants of the training event can share their experiences and knowledge or consult with the instructor/teacher or other students through special educational websites or portals (e.g. Moodle).
- **Programming** shall include the use of programming languages as Java, C, Python, Pascal, for instance, writing of scripts in PHP or JavaScript, for instance, writing of source codes, formatting and generating of tools, binary tools for compatibility analyses, tools for code checking, generators of documentation, generators of interfaces, etc. It also includes using developer functions in spreadsheets and writing codes in analytical programs.
- **School Intranet** uses most of the same technology as the internet but it is restricted only to a limited group of users within an organization,

typically to students and staff of given school. The access by outsiders is excluded.

- **School Wireless Network** (school WiFi network) enables students and school staff using portable devices in a school to connect to the school computer network. An example is international roaming service Eduroam.
- The **participation in an online course** shall include a participation in course attended over the internet. Students communicate with lecturers over the internet, study materials are also sent online. Online courses may include language courses, personal development courses, computer courses and more. It also includes courses made through the applications such as Duolingo.
- **Uploading self-created content** shall include posting own contents like text, photos, music, videos, software, etc. on the internet.

More information on these fields can be found at:

https://www.czso.cz/csu/czso/vyuzivani_informacnich_tehnologii_studenty

(in the Czech language only)

F Education and digital skills

Tab. F1 Computers in schools available to pupils/students in Czechia; 2019

Number of devices per 100 pupils/students

	Total	Age of the device ≤ 2 years	by type of the computer	
			desktop	portable
Basic schools - first stage	22,1	7,0	14,2	7,9
Basic schools - second stage	30,5	9,8	20,2	10,2
Secondary schools	26,6	7,4	21,0	5,5

Tab. F2 Schools in Czechia with Wireless Network and School Intranet

%

	School Wireless Network		School Intranet	
	2015	2019	2015	2019
Basic schools - first stage	78,7	89,4	14,3	27,8
Basic schools - second stage	81,6	90,5	20,3	37,9
Secondary schools	87,0	93,2	46,1	65,0

as a percentage of all schools of a given stage

Figure F1 Computers in schools available to pupils/students (per 100 pupils/students)

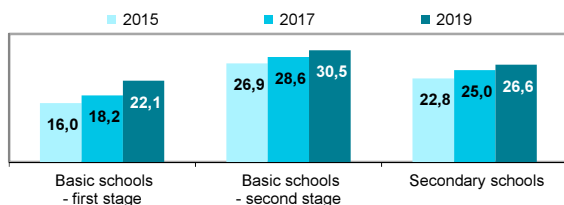


Figure F2 Computers in schools by type of the device; 2019

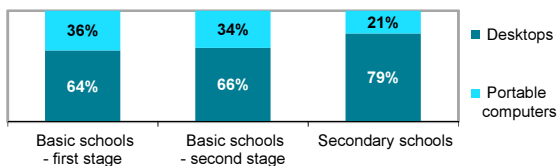
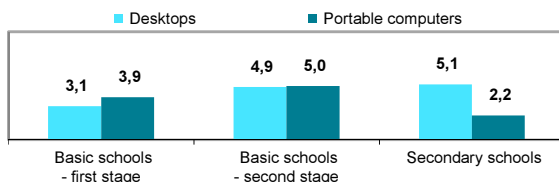


Figure F3 Desktops and portable computers up to age of 2 years available to pupils/students; 2019 (number of devices per 100 pupils/students)



Source: Ministry of Education, Youth and Sports

F Education and digital skills

Tab. F3 15-year-old students in Czechia with access to different ICT devices at home and at school; 2018

%

	at home		at school	
	2015	2018	2015	2018
Internet	98,7	98,9	90,4	94,8
Mobile phone, total	93,1	99,1	.	.
of which Smartphone	.	98,0	.	.
Portable computer (laptop)	87,5	88,8	28,6	27,9
Desktop computer	82,9	76,4	79,5	81,5
Tablet	68,4	71,7	22,7	22,9
E-book reader	26,2	26,4	12,9	14,3
Printer	78,1	81,6	.	.

as a percentage of all 15 years old students

Figure F4 Average daily time spent using the internet by 15-year-old students; 2018

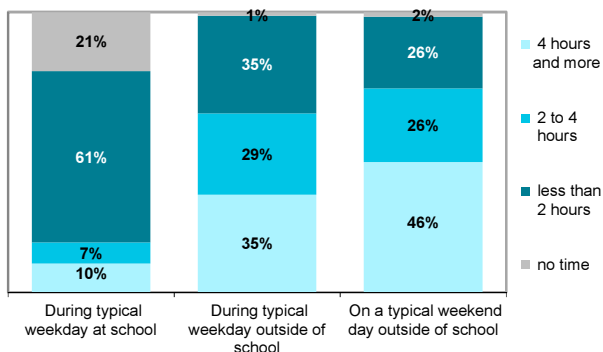
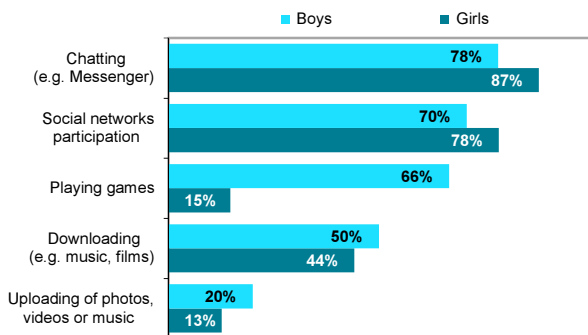


Figure F5 15-year-old students using the internet for entertainment*; 2018

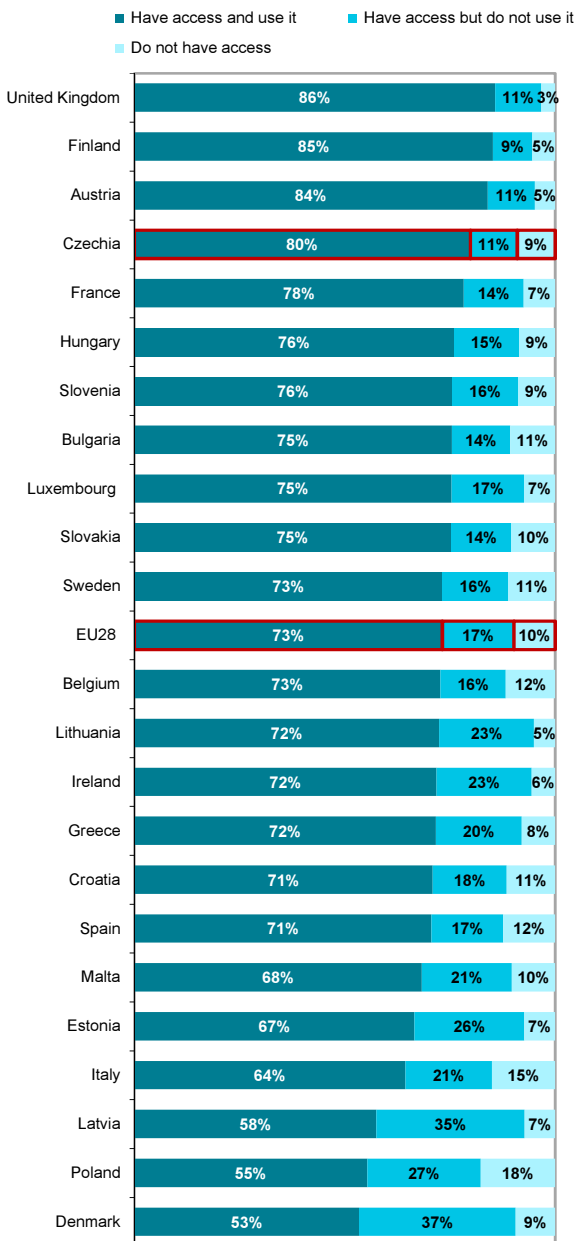


* Every day or almost every day

Source: OECD, survey PISA

F Education and digital skills

Figure F6 15-year-old students in EU countries with the internet access at school; 2018



Source: OECD, survey PISA

F Education and digital skills

Tab. F4 Students in Czechia aged 16+ using the internet; 2019

%

	Total	Men	Women
Using the internet, total	98,9	99,5	98,1
Using the internet several times a day	92,4	92,1	92,8
Using the internet on a mobile phone	98,1	99,0	96,9
Mobile data usage	84,5	82,8	86,5
Using the internet for selected activities*			
Participating in social networks	97,9	97,9	97,9
Listening to music	91,9	94,1	89,4
Reading online news	88,9	90,7	86,7
Uploading of photos, videos or music	87,8	85,2	90,9
Watching videos, movies or TV programmes	85,3	87,1	83,3
Playing games (<i>data for 2018</i>)	70,7	84,9	57,4
Looking for travel-related information	68,8	66,9	71,1
Internet banking	58,9	54,9	63,6
Purchasing over the internet	59,2	58,2	60,3
Communication with an instructor or other students via specialised learning portals	45,9	45,4	46,4
Attending an online course	15,7	16,5	14,8

as a percentage of all students (men/women) aged 16+ in a given group

* Include using the internet for selected activities at least once in the last 3 months

Figure F7 Students and persons aged 16+ using the internet for selected activities; 2019

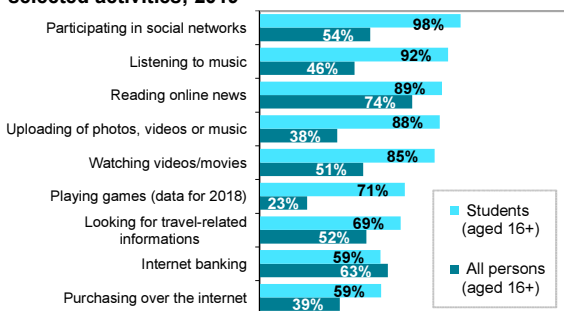
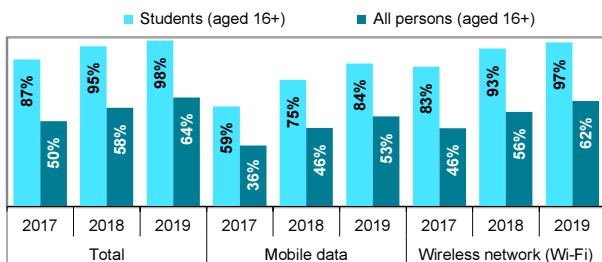


Figure F8 Students and persons aged 16+ using the internet on mobile phone by type of network



Source: Czech Statistical Office, ICT use survey in households

F Education and digital skills

Figure F9 Students in EU countries aged 16+, using the internet on a mobile phone; 2019

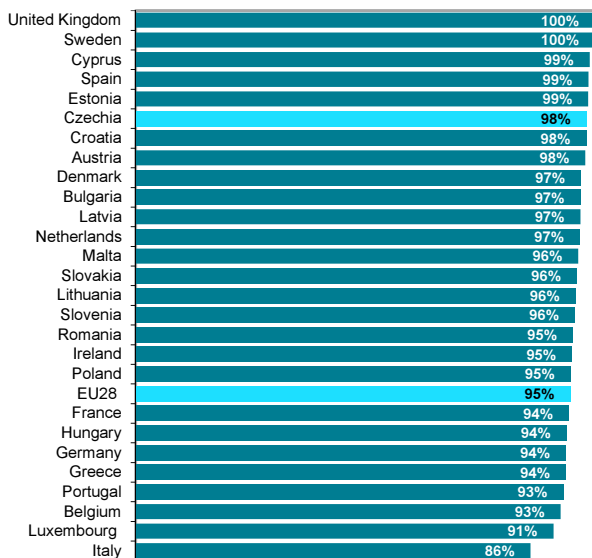
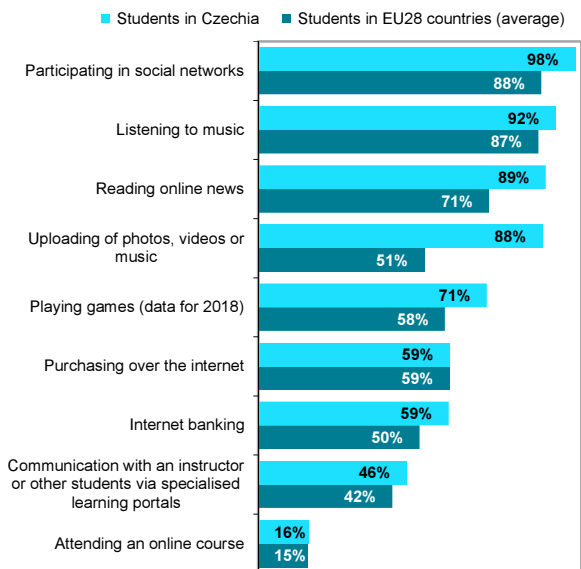


Figure F10 Students in Czechia and other EU countries aged 16+, using the internet for selected activities; 2019



Source: Eurostat

F Education and digital skills

Tab. F5 Persons in Czechia who declared that they used office software in the last 12 months; 2019

	Word processing software (e.g. MS Word)	Spreadsheet software (e.g. MS Excel)	Presentation software
Total (aged 16+ years)	53,7	44,9	18,0
Total (aged 16–74)	58,3	48,9	19,8
Sex (aged 16+ years)			
Men	54,6	47,0	20,7
Women	52,8	42,9	15,5
Age group (years)			
16–34	78,4	69,0	38,4
35–54	64,0	54,4	18,0
55+	27,3	19,7	4,5
Education attainment (aged 25–64)			
Primary	10,2	6,4	1,2
Secondary without A-level exam.	31,0	19,9	3,1
Secondary with A-level exam.	68,7	57,5	16,3
Tertiary	87,7	81,1	40,9

%

as a percentage of all persons in a given socio-demographic group

Figure F11 Usage of the word processing software by sex and age; 2019

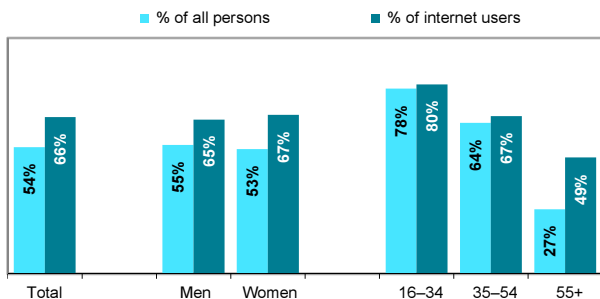
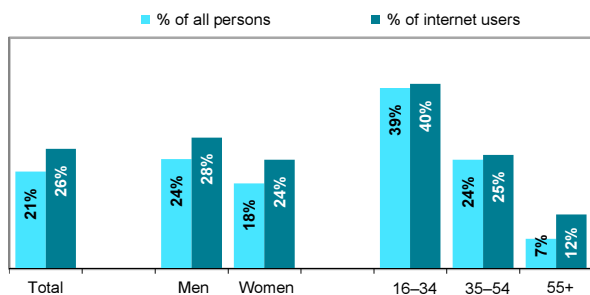


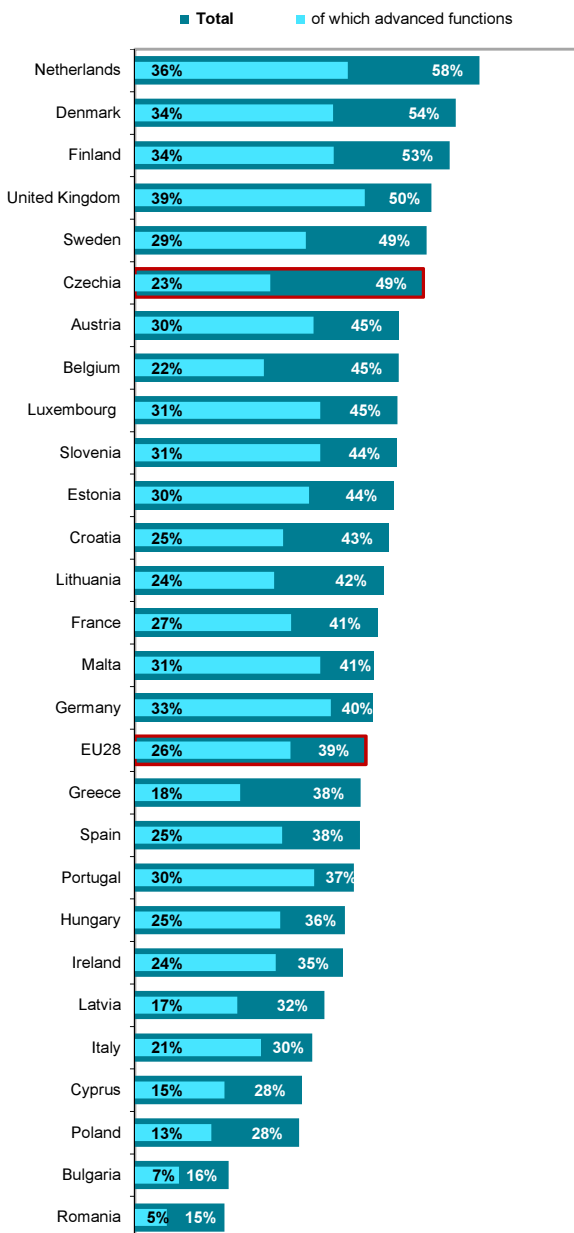
Figure F12 Usage of advanced function of spreadsheet software by sex and age; 2019



Source: Czech Statistical Office, ICT use survey in households

F Education and digital skills

Figure F13 Persons in EU countries aged 16–74 years using spreadsheet software; 2019



Source: Eurostat

F Education and digital skills

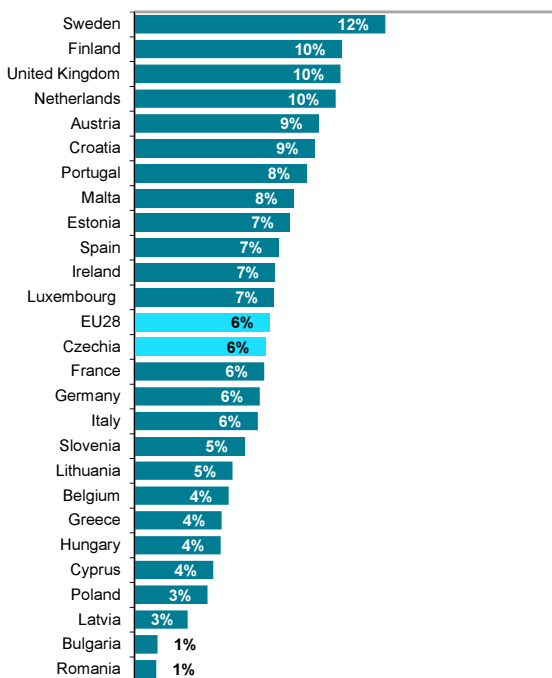
Tab. F6 Persons in Czechia with selected computer skills; 2019

	Copying files	Editing photos	Program- ing
Total (aged 16+ years)	51,2	31,9	5,7
Total (aged 16–74)	55,9	34,8	6,2
Sex (aged 16+ years)			
Men	56,0	33,9	8,8
Women	46,8	29,9	2,7
Age group (years)			
16–34	86,1	69,3	13,6
35–54	65,7	40,5	7,2
55+	22,6	10,4	1,5
Education attainment (aged 25–64)			
Primary	11,5	11,2	0,5
Secondary without A-level exam.	31,3	16,6	1,1
Secondary with A-level exam.	63,3	35,5	5,7
Tertiary	84,3	53,7	13,9

as a percentage of all persons in a given socio-demographic group

Source: Czech Statistical Office, ICT use survey in households

Figure F14 Persons in EU countries aged 16–74 years, who programming; 2019



Source: Eurostat