

## B Households

Since 2002, the Czech Statistical Office (CZSO) has been regularly monitoring the selected ICT in Czech households by an independent annual statistical survey titled: **“Sample Survey on ICT Use in Households and by Individuals.”**

Since 2006, this survey has been carried out according to the **Regulation (EC) No. 808/2004** of the European Parliament and of the Council concerning Community statistics on the information society. The regulation allows obtaining of the internationally comparable data.

**Reference period:** 2<sup>nd</sup> quarter of a monitored year

**Sample size:** 5 000 households

### Data comparability with Eurostat database

The data for the Czech Republic published by Eurostat slightly differs from the data published by the CZSO. This difference is due to the fact that Eurostat includes, as part of the data it publishes, solely households with at least one person aged 16 to 74. The CZSO publishes data for all households (without age restrictions).

### Definitions:

- **Households with a computer** involve all households, which at the time of the survey stated, that at least one of the household members had an access to a computer at home. *The household does not need to be in possession of the computer (it may be employer's portable computer or tablet) yet this computer should be functional and located at home. A portable computer may not be permanently located at home; it may be in use also at work or at school.*
- **A computer** refers to a desktop computer, a laptop (portable) computer or a tablet (or similar handheld computer).
- **Households with Internet access** include all households, which at the time of survey stated, that at least one of the household members had access to the Internet at home through any device. *'Access' does not refer here to the "connectability" (i.e. can connections be provided in the households' area), but to whether anyone in the household could use the Internet at home if desired.*

**Regional data** can be found in chapter 18 of each **Regional yearbook**.

<https://www.czso.cz/csu/czso/regional-yearbooks>

The **Eurostat** online database for **Information society statistics** has been used for the international comparison. Data from this database were extracted in March 2016. For more information see:

<http://ec.europa.eu/eurostat/web/information-society> and

<http://ec.europa.eu/eurostat/web/information-society/methodology>

### Households with access to a telephone

Data on how households are equipped with **fixed telephone lines** and **mobile phones** as at the end of the reference year come from the **Household Budget Survey (HBS)**.

- **A fixed telephone line** refers to a telephone line connecting a customer's terminal equipment (e.g. telephone set) to the public switched telephone network (PSTN) and which has a dedicated port on a telephone exchange.
- Household with a **mobile telephone** means that the mobile telephone is generally available for use by members of the household at any time, regardless of whether it is actually used. The mobile telephone may or may not be owned by the household but should be considered a household asset.

An **international comparison** about penetration of fixed and mobile telephone in households was drawn from the EC: **"E-Communications and Digital Single Market Household Survey"**.

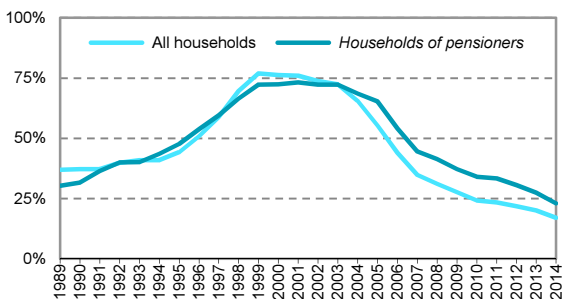
## B Households

**Tab. B1 Households with a fixed telephone in the Czech Rep.**

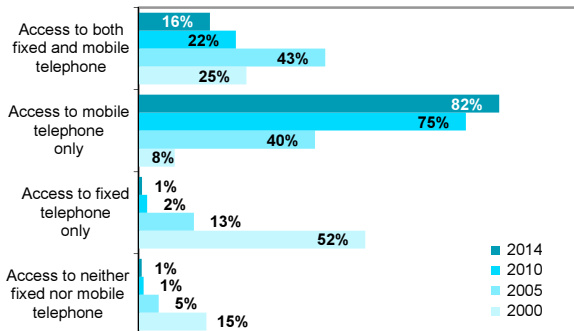
	%		
	2012	2013	2014
<b>Total</b>	<b>21,8</b>	<b>19,5</b>	<b>17,1</b>
<b>Household type:</b>			
Households without dependent children	25,1	22,1	18,6
Households with dependent children	15,5	14,8	14,1
<b>Economic status of the head of household:</b>			
Employee	16,5	15,4	13,1
Self-employed	23,7	20,2	19,2
Unemployed	10,0	10,4	10,9
Pensioner	30,6	27,4	23,0
<b>Age of the head of household:</b>			
Till 29 years	3,7	2,9	2,8
30 - 39 years	7,4	6,3	5,4
40 - 49 years	18,9	16,3	14,1
50 - 59 years	20,8	19,8	17,8
60 - 69 years	28,5	25,0	21,3
70 years and more	36,4	32,5	27,4

as a percentage of all households of a given type

**Figure B1 Households with fixed telephone access**



**Figure B2 Households with any telephone access**

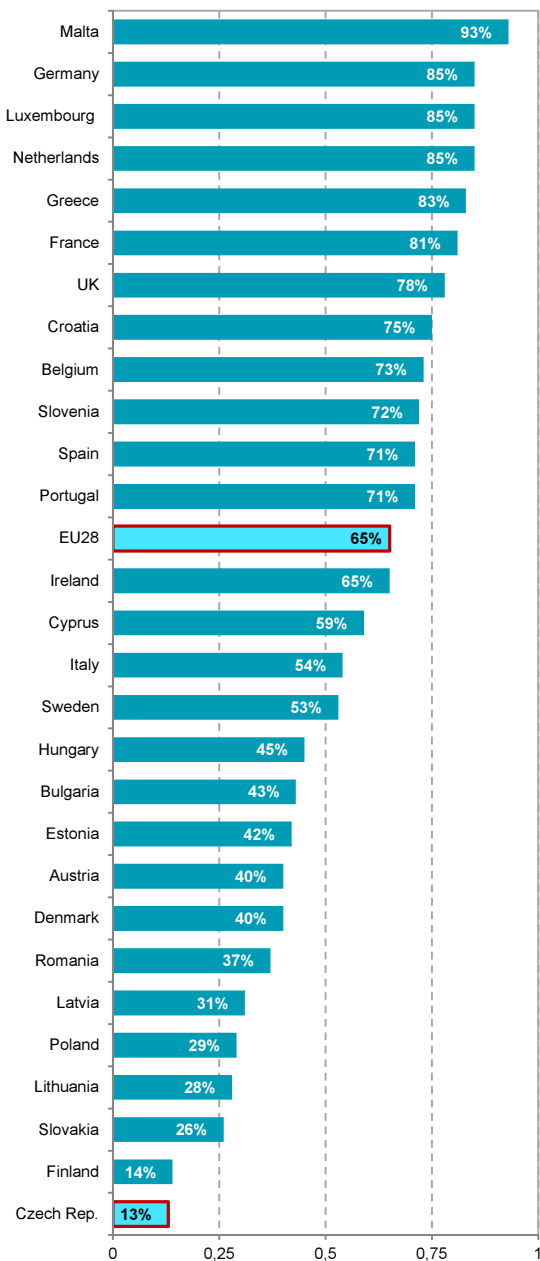


as a percentage of all households

Source: Czech Statistical Office, Household Budget Survey

## B Households

**Figure B3 Households in EU countries with fixed telephone access, 2015**



Source: European Commission, 2016

## B Households

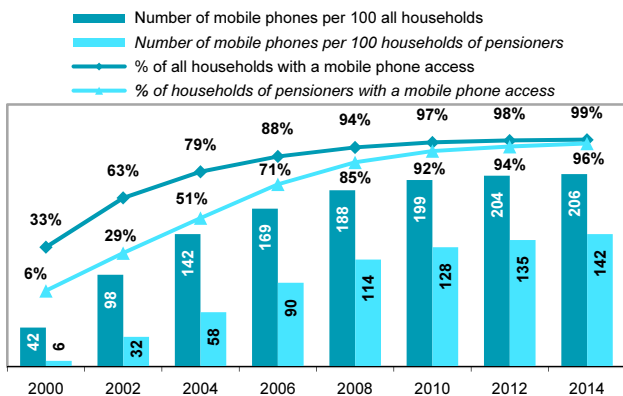
**Tab. B2 Households with a mobile phone in the Czech Republic**

number of phones per one member\* of a household

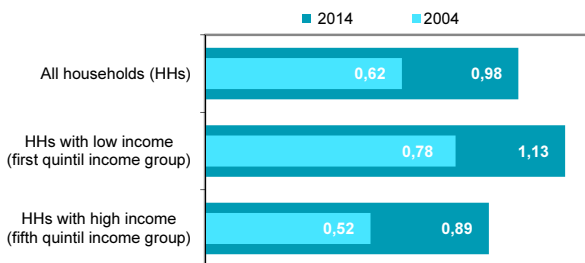
	2012	2013	2014
<b>Total</b>	<b>0,96</b>	<b>0,97</b>	<b>0,98</b>
<b>Household type:</b>			
Households without dependent children	1,00	1,01	1,03
Households with dependent children	0,93	0,93	0,93
<b>Economic status of the head of household:</b>			
Employee	0,99	0,98	0,99
Self-employed	0,97	0,98	0,97
Unemployed	0,87	0,93	0,92
Pensioner	0,90	0,93	0,96
<b>Household income group (quintils):</b>			
Lowest income group (first quintil)	0,86	0,88	0,89
Second quintil income group	0,92	0,94	0,94
Third quintil income group	0,97	0,98	0,98
Fourth quintil income group	1,02	1,01	1,03
Highest income group (fifth quintil)	1,11	1,11	1,13

\* only members aged 6+ living in the given type of household

**Figure B4 Mobile phones in households**



**Figure B5 Number of mobile phones used in households**

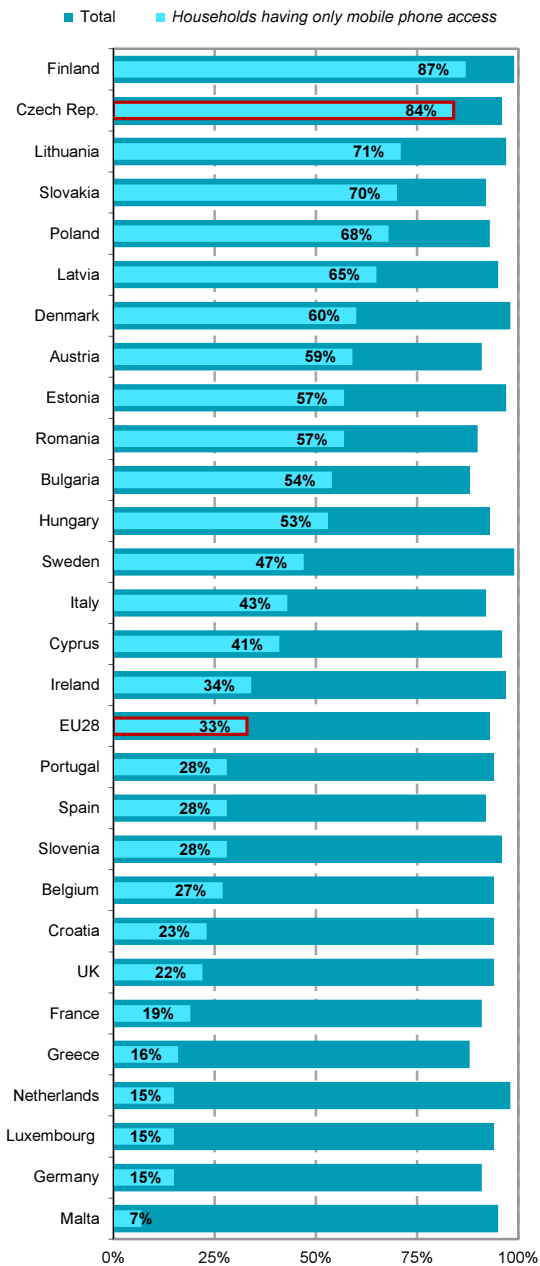


\* per one member aged 6+ living in the given type of household

Source: Czech Statistical Office, Household Budget Survey

## B Households

**Figure B6 Households in EU countries with mobile phone access, 2015**



Source: European Commission, 2016

## B Households

Tab. B3 Households with a computer in the Czech Rep., 2015

%

	Total	Desktop	Portable
<b>Total</b>	<b>73,1</b>	<b>41,9</b>	<b>54,7</b>
<b>Household type:</b>			
Households without dependent children	65,1	37,5	47,0
Households with dependent children	93,8	53,4	74,9
<b>Household income group (quartiles):</b>			
Lowest income group (first quartile)	34,3	15,9	21,7
Second quartile income group	57,2	30,0	35,6
Third quartile income group	85,7	48,7	61,6
Highest income group (fourth quartile)	96,7	60,1	81,7

as a percentage of all households of a given type

Figure B7 Households with access to a computer at home

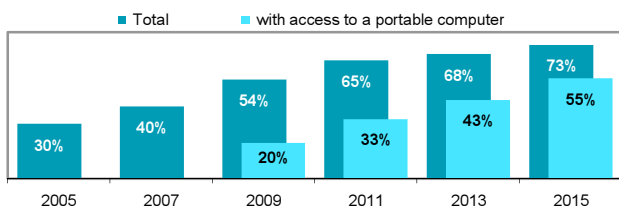
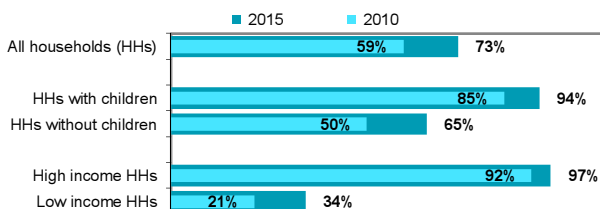


Figure B8 Households with a computer by type of household



as a percentage of all households of a given type

Figure B9 Number of computers used in households\*

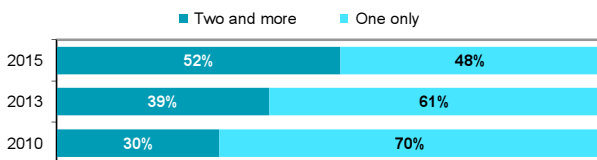
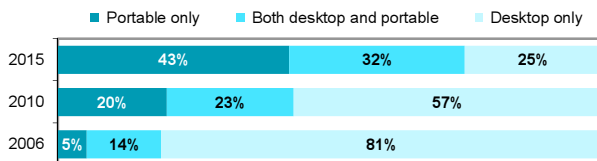


Figure B10 Type of computers used in households\*

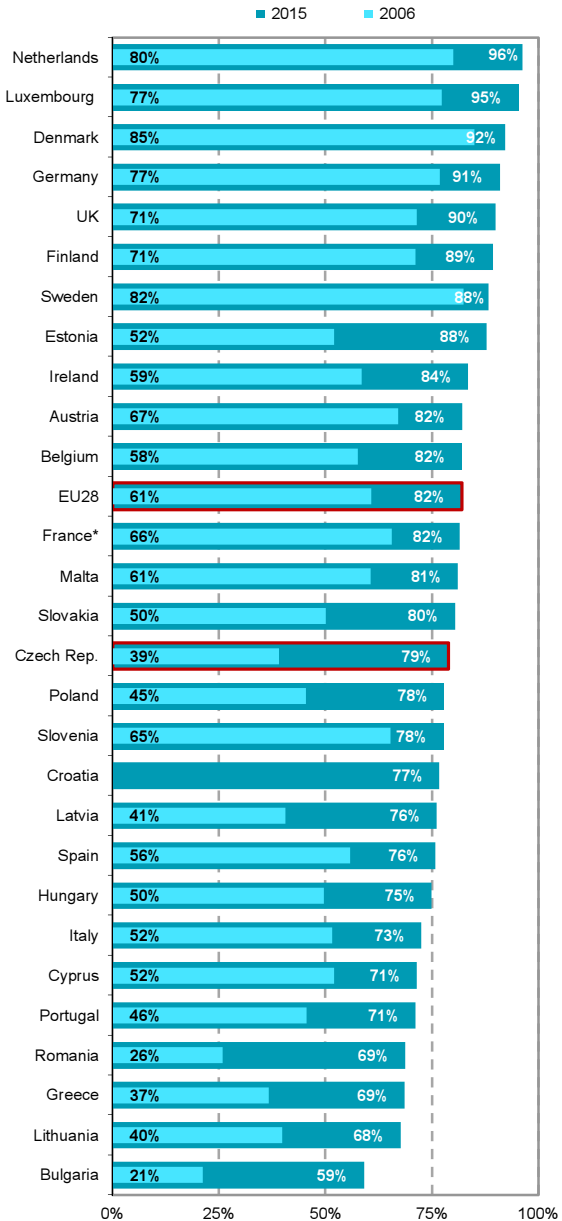


\*as a percentage of all households with a computer

Source: Czech Statistical Office, ICT use survey in households

## B Households

Figure B11 Households in EU countries with access to a computer at home



\* data for 2007

as a percentage of all households in a given country

Source: Eurostat 2015

## B Households

Tab. B4 Households with Internet in the Czech Republic

%

	2013	2014	2015
<b>Total</b>	<b>67,0</b>	<b>72,1</b>	<b>73,1</b>
<b>Household type:</b>			
Households without children	57,4	64,6	65,2
Households with children	91,5	93,0	93,6
<b>Household income group (quartiles):</b>			
Lowest income group (first quartile)	29,0	32,4	33,8
Second quartile income group	50,5	56,5	57,2
Third quartile income group	86,4	87,0	85,8
Highest income group (fourth quartile)	94,9	97,4	96,8

as a percentage of all households of a given type

Figure B12 Households with access to the Internet at home

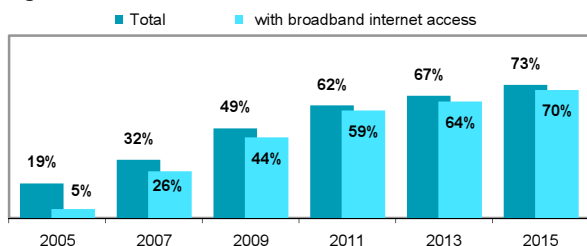


Figure B13 Internet connection used by households\*

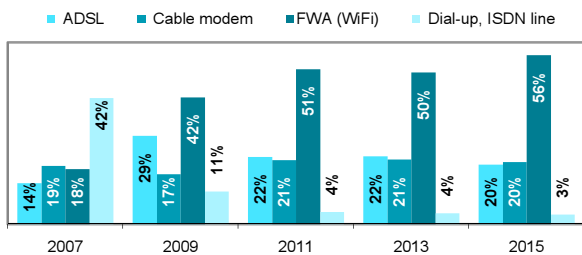
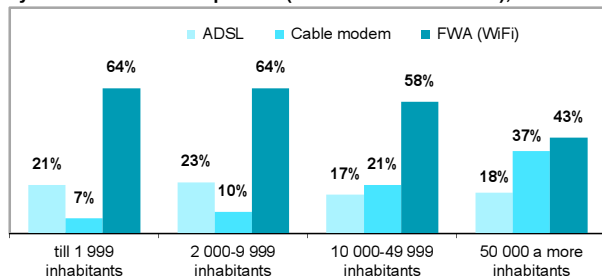


Figure B14 Internet connection used by households\* by size of their municipalities (number of inhabitants), 2015



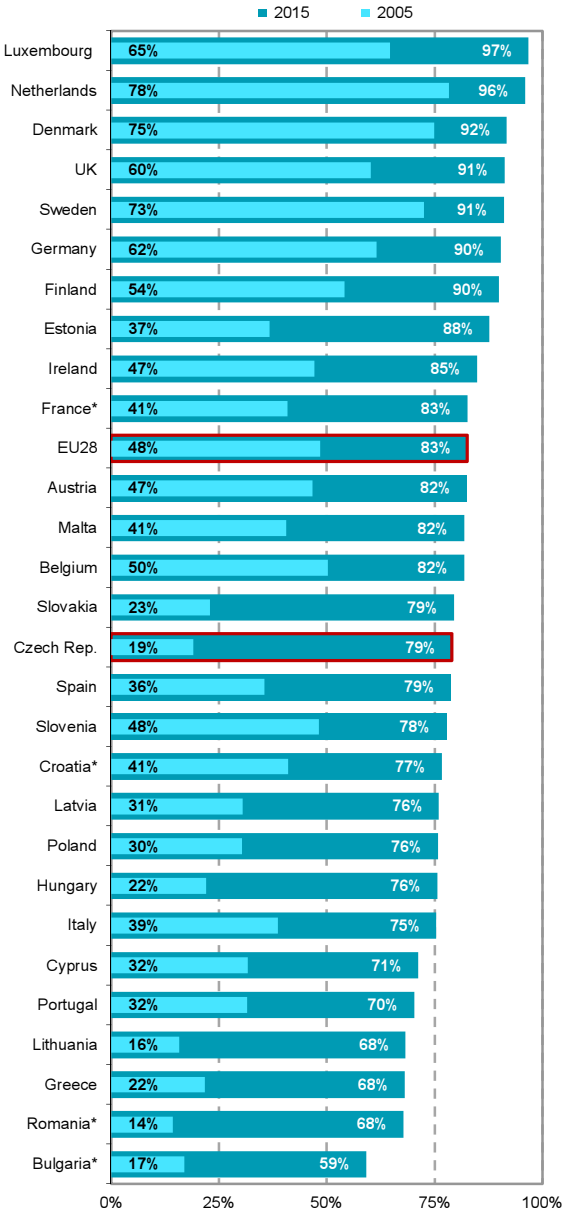
\*as a percentage of all households of a given type with Internet access

Source: Czech Statistical Office, ICT use survey in households



## B Households

Figure B15 Households in EU countries with access to the Internet at home



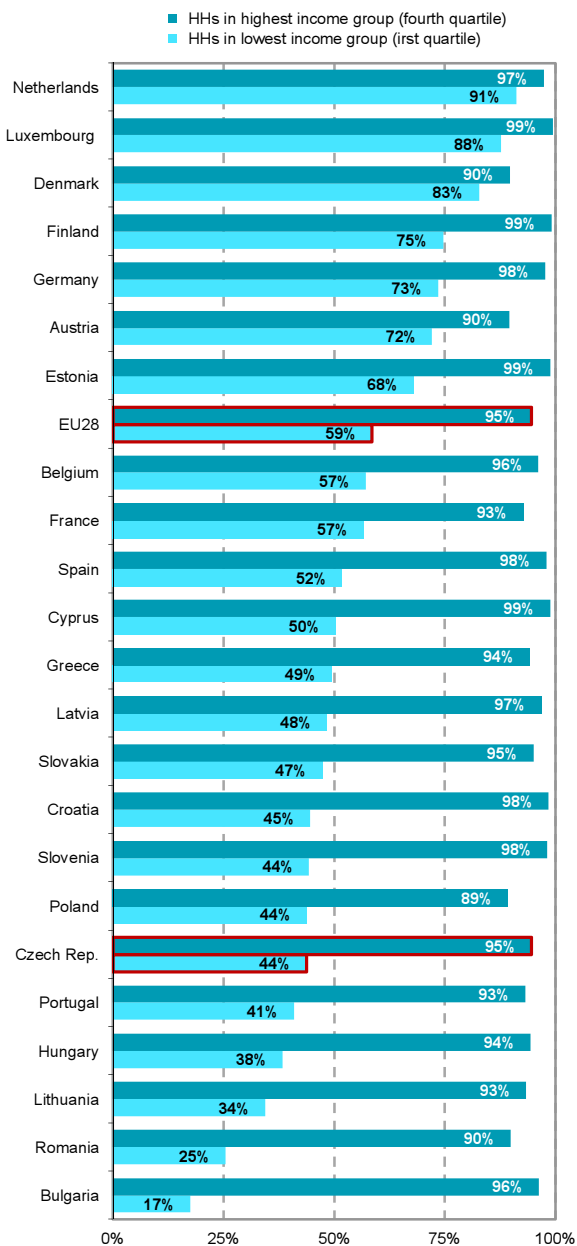
\* data for 2006

as a percentage of all households in a given country

Source: Eurostat 2015

## B Households

**Figure B16 High and low income households in EU with a broadband Internet connection at home. 2015**

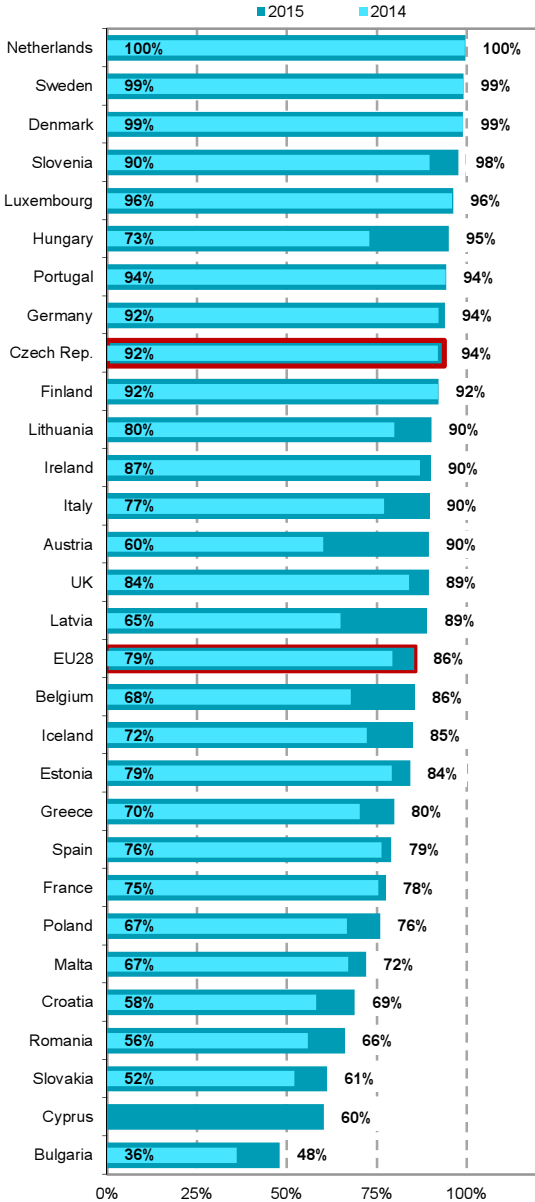


as a percentage of all households in a given income group and country

Source: Eurostat 2015

## B Households

Figure B17 Households in EU countries living in an area with 4G mobile broadband (LTE) coverage



as a percentage of all households in a given country

Source: European Commission, 2015