

D Enterprises

Since 2002, the Czech Statistical Office (CZSO) has been regularly monitoring developments in and use of information technologies in the enterprises by way of an independent annual statistical survey titled: **"Survey on the Use of Information and Communication Technologies and E-Commerce in the Business Enterprise Sector - ICT 5-01"**

In 2010 this survey was conducted in the first quarter, with the response size of approximately 6 500 enterprises with ten or more employees. The resulting data was then extrapolated to the entire population of enterprises in the Czech Republic (46 thousands enterprises).

Since 2006, a survey are being conducted according to **Regulation (EC) No 808/2004 of the European Parliament and of the Council concerning statistics on the information society**, thereby allowing for the production of data comparable with individual EU states.

Notes:

Reference period: 31 December; for the years 2000 – 2004, since 2006 the reference period refers to January of the monitored year. In the case of electronic commerce and using the Internet for interaction with public authorities, the data pertains to the entire year.

Comparability of data:

- The data for January 2009 and 2010 are not fully comparable with data for previous years. This difference is due to implementation of new NACE classification.
- The data presented by Eurostat for the Czech Republic may differ slightly from data presented for the Czech Republic by the CZSO. This difference is due to the fact that Eurostat does not include, as part of the data it publishes, enterprises from the financial sector.

Definitions:

- **Broadband** – see definition in chapter A
- **Electronic commerce (e-commerce)** is the sale or purchase of goods or services, conducted over computer networks by methods specifically designed for the purpose of receiving or placing of orders. The goods or services are ordered by those methods, but the payment and the ultimate delivery of the goods or services do not have to be conducted online. E-commerce may be done via websites (Web e-commerce) or via electronic transmission (see EDI) allowing automatic processing methods (EDI e-commerce).
- **Electronic Data Interchange (EDI)** refers to the structured transmission of data or documents (messages) between organizations or enterprises by electronic means in an agreed format which allows its automatic processing (e.g. EDIFACT, XML, etc.) and without the individual message being manually typed.
- **Extranet** is a closed network that uses Internet protocols to securely share enterprise's information with suppliers, vendors, customers or other businesses partners.
- **Intranet** is an internal company communications network using Internet protocol allowing communications within an organisation.
- **Wireless access (WLAN)** is the usage of wireless technologies for the last internal link between users devices (such as computers, printers, etc) and a LAN backbone line(s) within the enterprise's working premises. It includes mainly Wi-fi technologies.

Detailed **methodical information** in respect of this survey is contained in the annual publication titled: **" Use of ICT in the Business Sector in 2010, Code 9702-10"**, which is freely available on the CZSO's website.

More detailed information and data are available free of charge at the following dedicated website (only in Czech):

http://www.czso.cz/csu/redakce.nsf/i/podnikatelsky_sektor

D Enterprises

Tab. D1 Enterprises using an internal computer network and related technologies in the Czech Republic; 2010

	%		
	Total	WLAN	Intranet
Total (10 and more employees)	65,1	39,0	29,3
Small enterprises (10-49)	58,5	33,3	24,2
Medium enterprises (50-249)	88,9	57,5	44,2
Large enterprises (250+)	96,8	75,1	72,1
NACE category:			
Manufacturing	68,0	41,0	29,5
Electricity, gas and water supply	72,9	44,4	29,5
Construction	57,1	31,8	21,4
Sale and repair of motor vehicles	75,5	43,4	36,1
Wholesale trade	79,6	49,2	34,9
Retail trade	51,9	29,4	21,6
Transport and storage	57,5	33,9	25,1
Accommodation	62,0	47,5	25,2
Food and beverage services	37,5	20,6	20,5
Travel agency and related activities	79,9	44,4	38,6
Audio-visual and publishing activities	92,7	67,6	50,5
Telecommunications	98,1	67,4	71,9
IT services	93,9	76,1	81,2
Financial and insurance activities	91,3	48,3	65,5
Real estate activities	73,7	44,3	30,2
Professional, scientific activities	81,6	46,2	36,8
Administrative and support activities	36,7	20,4	20,6

as a percentage of all enterprises in a given group

WLAN - wireless access within the internal computer network

Figure D1 Enterprises using wireless access within their internal computer network (WLAN)

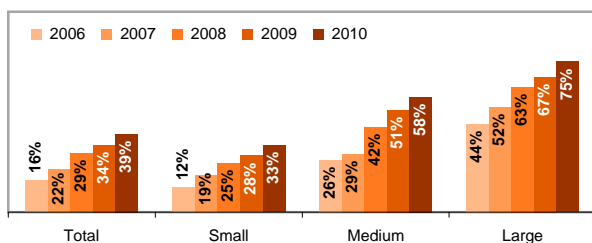
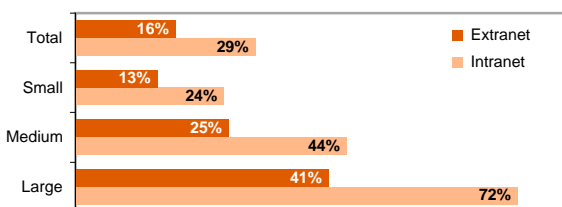


Figure D2 Enterprises with intranet and extranet; January 2010

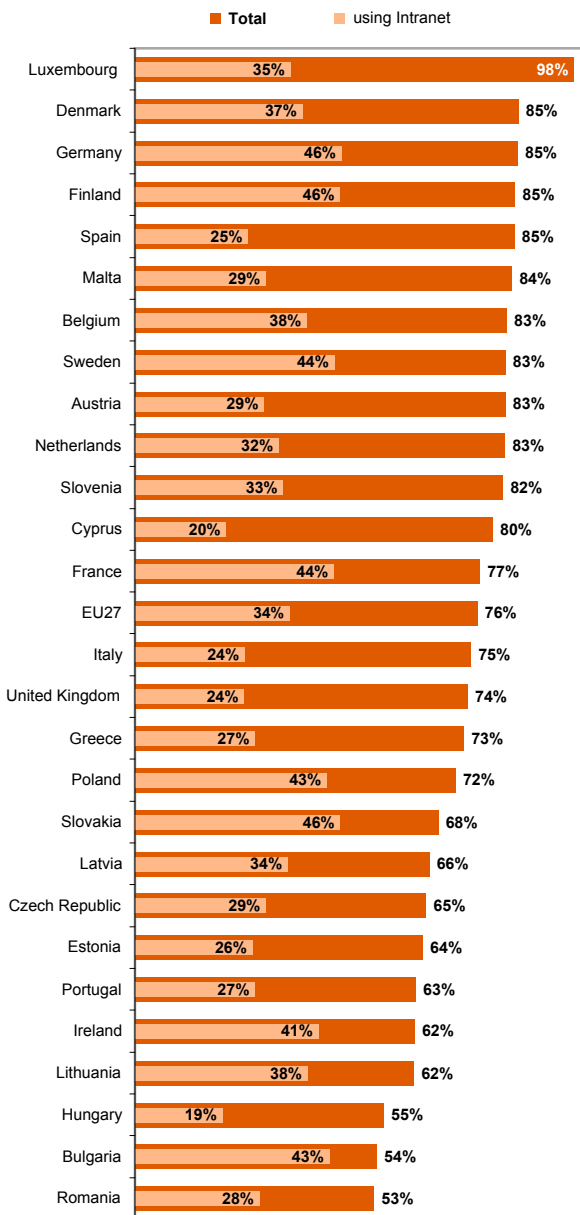


as a percentage of all enterprises in a given size class

Source: Czech Statistical Office, Enterprise Survey on ICT Use

D Enterprises

Figure D3 Enterprises using internal computer network;
January 2010



as a percentage of all enterprises

Source: Eurostat, 2011

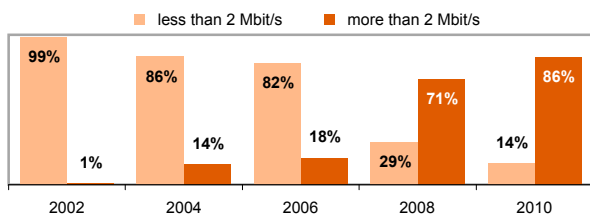
D Enterprises

Tab. D2 Enterprises with a broadband access in the CR; 2010

	Total	2 Mbit/s+*	20 Mbit/s+*
Total (10 and more employees)	85,5	81,3	9,1
Small enterprises (10-49)	83,0	78,9	8,5
Medium enterprises (50-249)	94,3	89,4	10,3
Large enterprises (250+)	98,7	95,0	15,0
NACE category:			
Manufacturing	86,8	81,9	7,4
Electricity, gas and water supply	90,3	86,4	6,2
Construction	81,9	77,9	8,5
Sale and repair of motor vehicles	91,5	85,3	7,7
Wholesale trade	88,4	83,9	8,1
Retail trade	79,4	75,8	6,5
Transport and storage	85,3	79,4	6,9
Accommodation	89,3	79,4	11,2
Food and beverage services	79,2	72,5	9,3
Travel agency and related activities	97,0	93,8	17,4
Audio-visual and publishing activities	96,6	92,8	19,7
Telecommunications	99,1	98,1	70,8
IT services	96,3	96,4	21,0
Financial and insurance activities	95,7	94,6	22,0
Real estate activities	87,3	84,2	9,5
Professional, scientific activities	91,1	90,4	14,3
Administrative and support activities	72,0	71,9	12,5

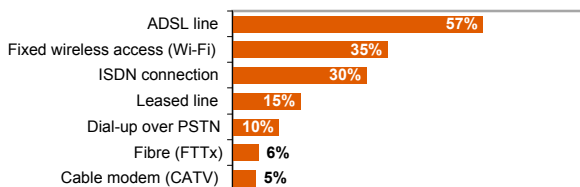
as a percentage of all enterprises in a given group

Figure D4 Speed of Internet connection used by enterprises*



* Maximum contracted download speed of the fastest Internet connection used by enterprise

Figure D5 Type of fixed internet connection used by enterprises; January 2010



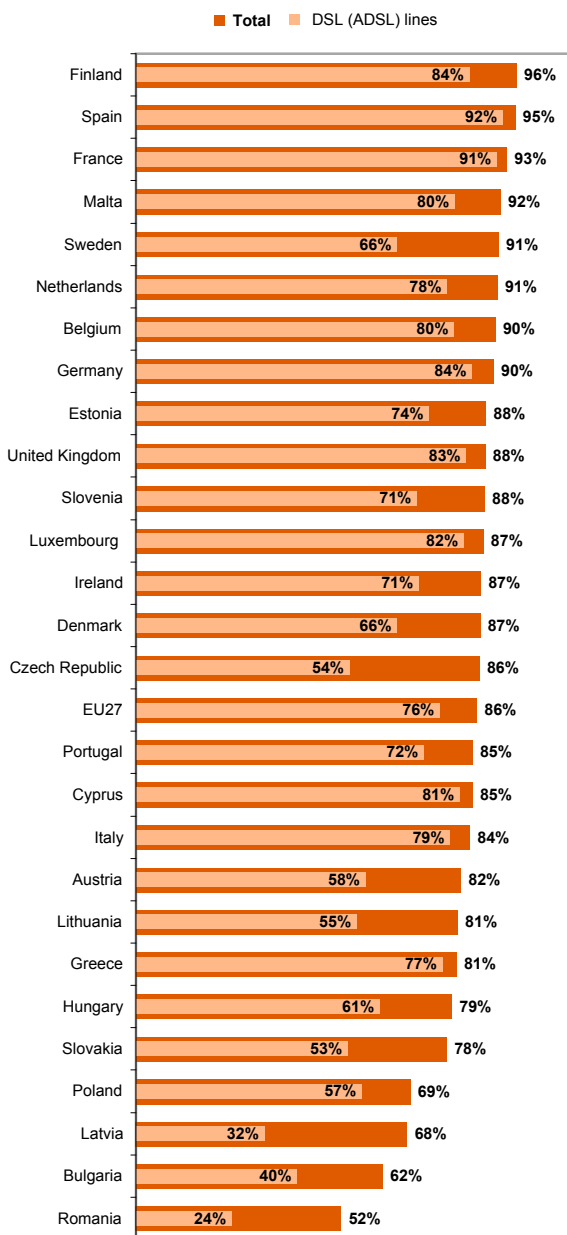
Note: Multiple responses allowed

as a percentage of all enterprises with internet access

Source: Czech Statistical Office, Enterprise Survey on ICT Use

D Enterprises

Figure D6 Enterprises with a broadband access; January 2010



as a percentage of all enterprises

Zdroj: Eurostat, 2011

D Enterprises

Tab. D3 Internet use by enterprises in the CR; 2010

%

	Enterprises using Internet for:		
	Internet banking	Internet telephony (VoIP)	Training of employees
Total (10 and more employees)	86,6	20,5	14,8
Small enterprises (10-49)	84,8	18,5	12,2
Medium enterprises (50-249)	93,1	26,6	21,1
Large enterprises (250+)	94,4	36,0	40,3
NACE category:			
Manufacturing	88,4	21,5	12,3
Electricity, gas and water supply	89,9	18,3	21,6
Construction	85,0	12,2	12,6
Sale and repair of motor vehicles	89,7	20,3	34,6
Wholesale trade	93,8	28,5	14,6
Retail trade	80,1	13,9	10,1
Transport and storage	85,8	18,7	8,4
Accommodation	78,9	17,0	17,3
Food and beverage services	70,2	13,4	5,1
Travel agency and related activities	93,9	52,4	14,9
Audio-visual and publishing activities	95,4	42,9	25,8
Telecommunications	96,1	69,4	40,8
IT services	94,6	61,9	58,5
Financial and insurance activities	95,0	34,7	40,6
Real estate activities	89,4	18,2	10,8
Professional, scientific activities	92,1	24,2	25,0
Administrative and support activities	74,6	13,2	9,2

as a percentage of all enterprises in a given group

Figure D7 Enterprises using Internet banking

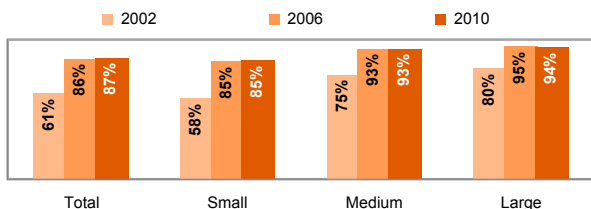
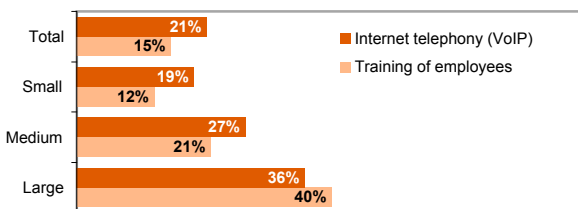


Figure D8 Internet use by enterprises; January 2010

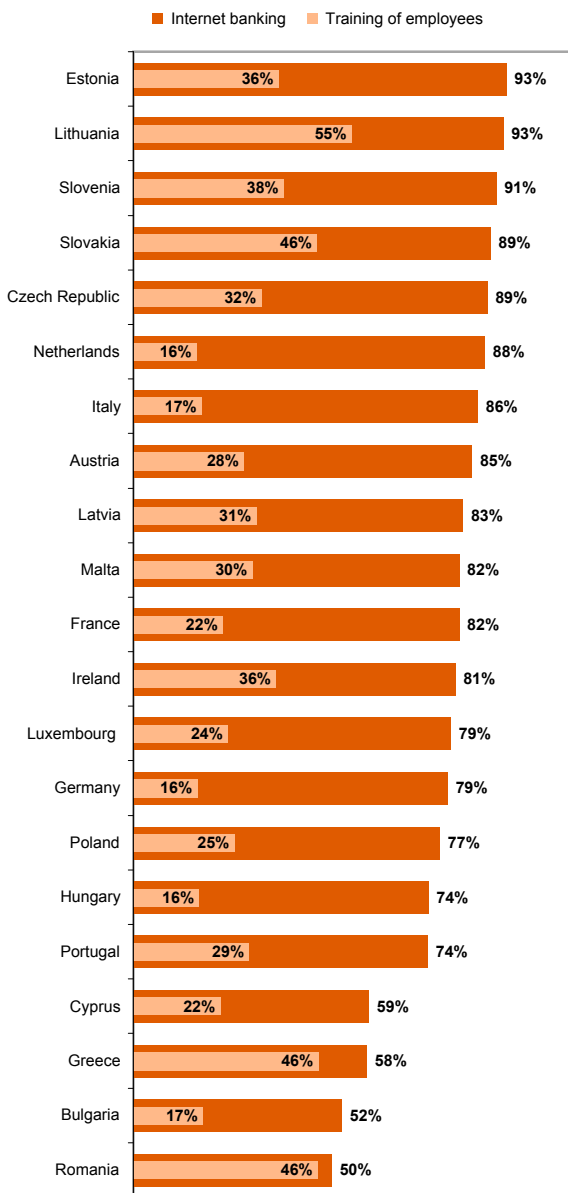


as a percentage of all enterprises in a given size class

Source: Czech Statistical Office, Enterprise Survey on ICT Use

D Enterprises

Figure D9 Enterprises using Internet for selected activities;
January 2010



as a percentage of all enterprises

Source: Eurostat, 2011

D Enterprises

Tab. D4 Enterprises with a Web site in the CR; 2010

	Total	Available in foreign language	Created by external company
Total (10 and more employees)	74,0	29,9	59,1
Small enterprises (10-49)	70,2	23,7	56,0
Medium enterprises (50-249)	88,1	50,6	71,2
Large enterprises (250+)	92,2	69,4	70,2
NACE category:			
Manufacturing	76,9	39,5	60,8
Electricity, gas and water supply	73,3	24,2	62,2
Construction	72,0	11,4	60,3
Sale and repair of motor vehicles	84,8	20,8	72,5
Wholesale trade	83,3	30,5	68,0
Retail trade	53,5	11,0	44,8
Transport and storage	66,4	29,2	54,1
Accommodation	88,9	64,1	78,2
Food and beverage services	56,9	21,9	50,6
Travel agency and related activities	96,9	45,7	81,8
Audio-visual and publishing activities	96,3	37,2	65,8
Telecommunications	99,1	26,7	61,1
IT services	95,0	62,6	37,8
Financial and insurance activities	96,1	55,6	81,0
Real estate activities	71,6	28,6	58,8
Professional, scientific activities	85,3	46,9	63,4
Administrative and support activities	59,1	20,5	42,0

as a percentage of all enterprises in a given group

Figure D10 Enterprises with a Web site

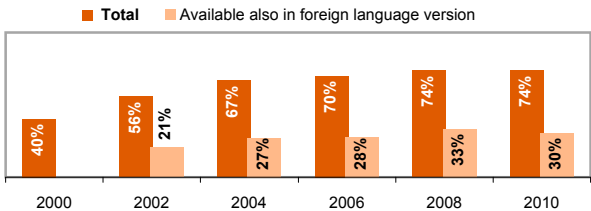
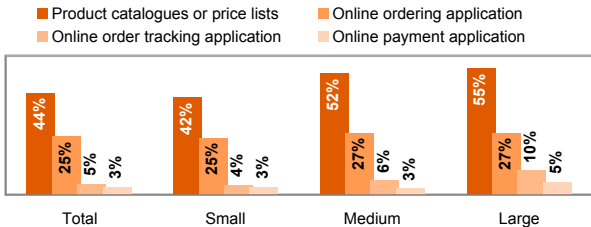


Figure D11 Sales related applications available on enterprises' web sites; January 2010

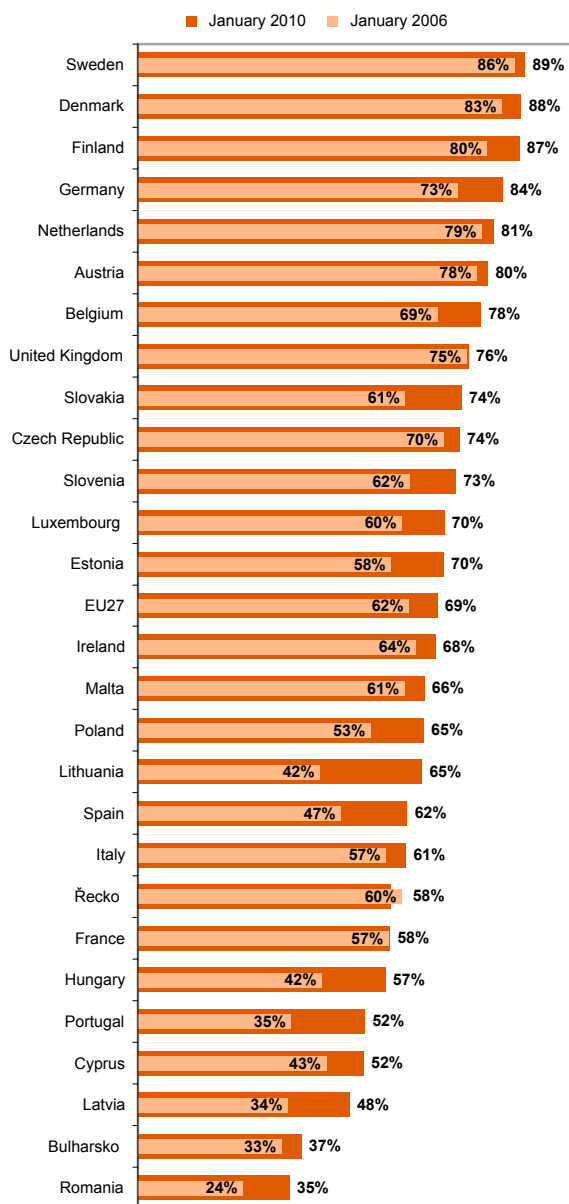


as a percentage of all enterprises in a given size class

Source: Czech Statistical Office, Enterprise Survey on ICT Use

D Enterprises

Figure D12 Enterprises with a Web site



as a percentage of all enterprises
 France, Malta: January 2007

Source: Eurostat, 2011

D Enterprises

Tab. D5 Enterprises placing orders over electronic networks in the Czech Republic; 2009

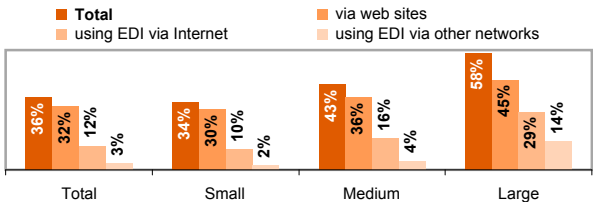
%

	Total	via web sites	using EDI
Total (10 and more employees)	36,2	31,6	12,5
Small enterprises (10-49)	33,8	30,1	10,6
Medium enterprises (50-249)	42,8	36,1	16,9
Large enterprises (250+)	58,3	45,1	33,6
NACE category:			
Manufacturing	35,3	30,2	12,1
Electricity, gas and water supply	38,1	33,5	16,6
Construction	29,6	25,0	10,0
Sale and repair of motor vehicles	55,0	43,5	30,3
Wholesale trade	46,5	42,9	14,7
Retail trade	30,1	26,0	11,7
Transport and storage	30,2	24,0	10,5
Accommodation	30,2	27,8	11,1
Food and beverage services	21,9	20,0	6,7
Travel agency and related activities	56,2	51,7	17,4
Audio-visual and publishing activities	52,9	50,7	14,4
Telecommunications	78,0	75,5	37,6
IT services	77,7	72,0	27,9
Real estate activities	31,9	29,0	8,6
Professional, scientific activities	46,3	43,3	11,3
Administrative and support activities	26,2	21,8	8,2

as a percentage of all enterprises in a given group

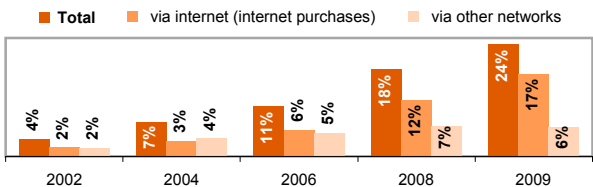
Note: Includes all enterprises that during the reference year placed at least one electronic order over the Internet or any other computer network to buy any good or service.

Figure D13 Enterprises placing orders via Internet and other electronic networks; 2009



as a percentage of all enterprises in a given size class

Figure D14 Value of enterprises' purchases via Internet and other electronic networks

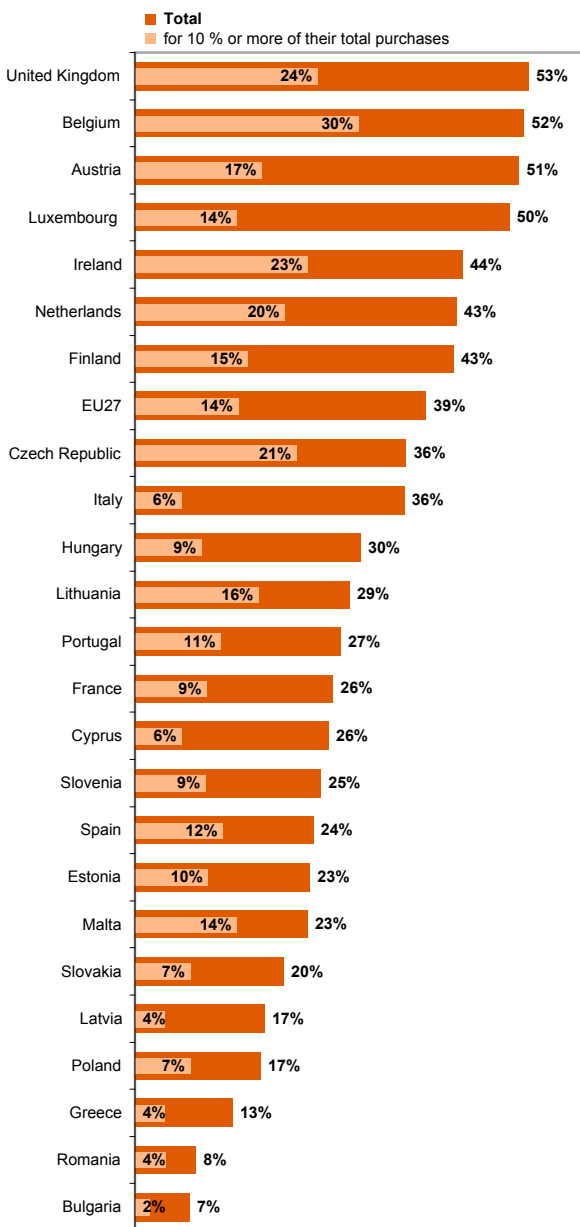


as a percentage of the total financial value of all enterprises' purchases

Source: Czech Statistical Office, Enterprise Survey on ICT Use

D Enterprises

Figure D15 Enterprises placing orders via Internet and other electronic networks; 2009



as a percentage of all enterprises

Source: Eurostat, 2011

D Enterprises

Tab. D6 Enterprises receiving orders over electronic networks in the Czech Republic; 2009

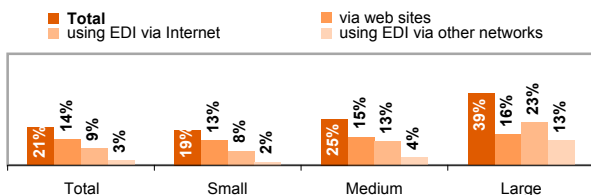
%

	Total	via web sites	using EDI
Total (10 and more employees)	20,5	13,8	9,8
Small enterprises (10-49)	18,8	13,4	10,6
Medium enterprises (50-249)	25,0	15,2	16,9
Large enterprises (250+)	38,7	16,4	33,6
NACE category:			
Manufacturing	22,2	12,6	11,9
Electricity, gas and water supply	16,0	5,2	11,4
Construction	12,0	7,2	5,6
Sale and repair of motor vehicles	23,9	18,3	12,7
Wholesale trade	34,9	25,8	14,2
Retail trade	13,2	11,5	5,1
Transport and storage	17,9	10,9	8,7
Accommodation	39,0	34,6	16,6
Food and beverage services	13,8	9,1	5,8
Travel agency and related activities	64,2	56,0	27,3
Audio-visual and publishing activities	41,2	38,0	14,0
Telecommunications	59,8	53,3	37,5
IT services	36,1	29,4	17,4
Real estate activities	9,1	7,2	4,3
Professional, scientific activities	17,6	12,3	7,0
Administrative and support activities	12,5	8,6	7,3

as a percentage of all enterprises in a given group

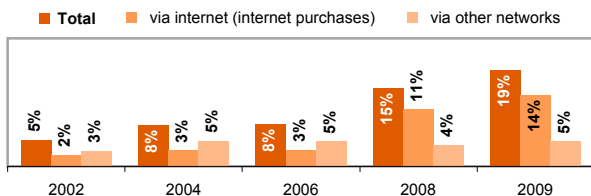
Note: Includes all enterprises that during the reference year received at least one electronic order over the Internet or any other computer network for selling any good or service.

Figure D16 Enterprises receiving orders via Internet and other electronic networks; 2009



as a percentage of all enterprises in a given size class

Figure D17 Enterprises' turnover from orders received via Internet and other electronic networks

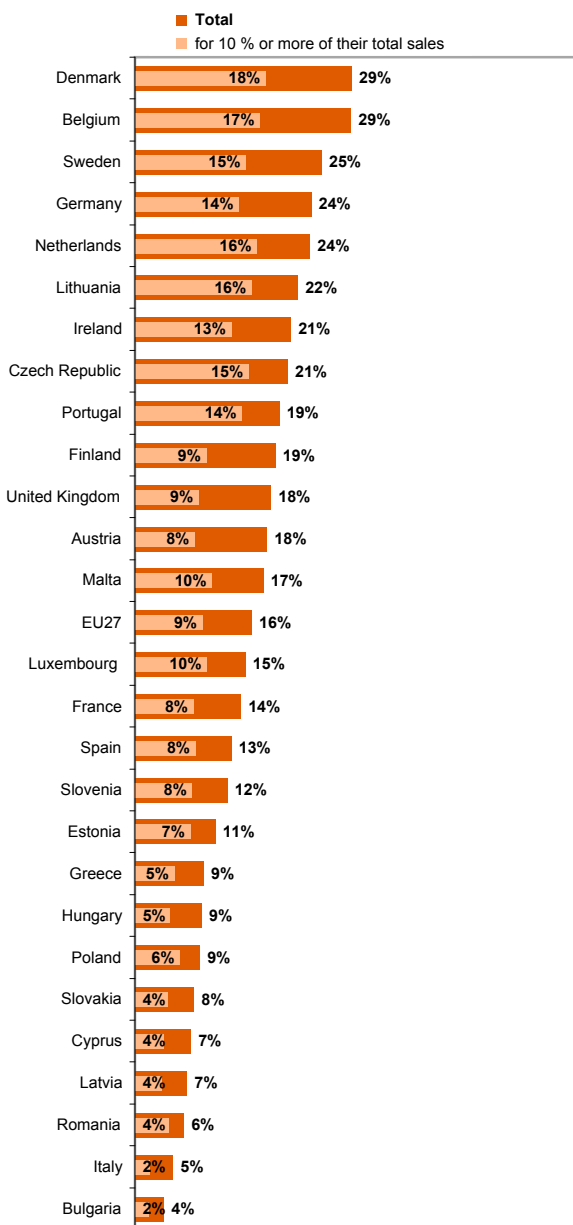


as a percentage of the financial value of all enterprises' sales (turnover)

Source: Czech Statistical Office, Enterprise Survey on ICT Use

D Enterprises

Figure D18 Enterprises receiving orders via Internet and other electronic networks; 2009



as a percentage of all enterprises

Source: Eurostat, 2011

D Enterprises

Tab. D7 Employees of enterprises in the Czech Republic using a computer at work; 2010

	%	
	Total	with Internet access
Total (10 and more employees)	41,0	33,3
Small enterprises (10-49)	38,7	36,3
Medium enterprises (50-249)	38,5	34,0
Large enterprises (250+)	43,8	31,3
NACE category:		
Manufacturing	34,8	25,8
Electricity, gas and water supply	42,2	38,0
Construction	33,8	33,0
Sale and repair of motor vehicles	62,4	59,0
Wholesale trade	58,8	52,2
Retail trade	36,0	23,2
Transport and storage	41,7	22,7
Accommodation	36,2	31,9
Food and beverage services	22,4	16,9
Travel agency and related activities	62,0	61,6
Audio-visual and publishing activities	74,4	72,8
Telecommunications	92,0	77,1
IT services	90,6	90,0
Financial and insurance activities	82,7	81,7
Real estate activities	39,4	37,3
Professional, scientific activities	75,7	73,6
Administrative and support activities	15,8	14,3

Figure D19 Employees using a computer at work

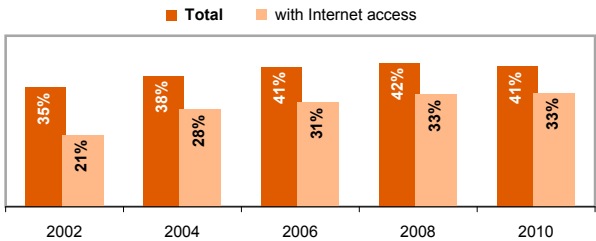
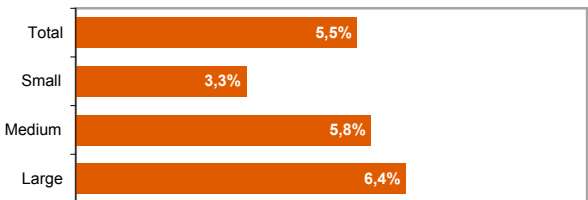


Figure D20 Employees taking part in any computer course provided by their employer; 2009

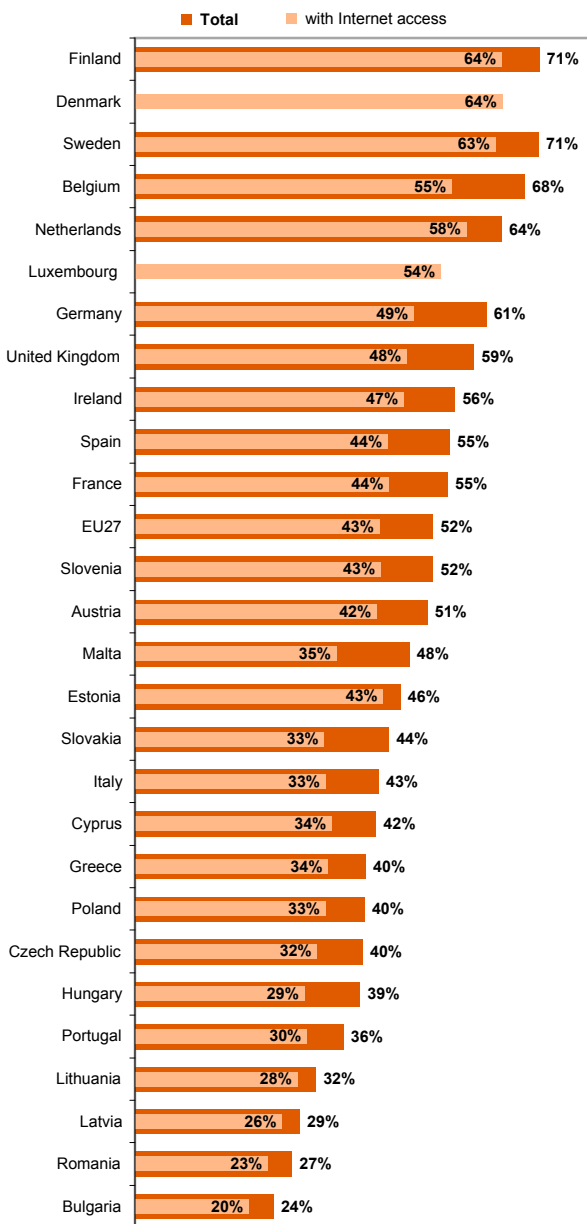


as a percentage of all employees in a given enterprise group

Source: Czech Statistical Office, Enterprise Survey on ICT Use

D Enterprises

Figure D21 Employees using a computer at work;
January 2010



as a percentage of all employees in enterprises

Source: Eurostat, 2011

D Enterprises

Tab. D8 Enterprises in the Czech Republic providing/enabling employees:; 2010

	remote access to their working e-mail account	working from home by using ICT (homework.)
Total (10 and more employees)	44,6	26,6
Small enterprises (10-49)	37,1	21,9
Medium enterprises (50-249)	70,4	42,7
Large enterprises (250+)	86,9	56,5
NACE category:		
Manufacturing	45,3	25,1
Electricity, gas and water supply	46,7	25,3
Construction	36,2	18,7
Sale and repair of motor vehicles	45,9	28,9
Wholesale trade	60,8	40,3
Retail trade	29,3	23,3
Transport and storage	39,4	16,3
Accommodation	37,9	17,7
Food and beverage services	16,7	6,9
Travel agency and related activities	71,2	46,0
Audio-visual and publishing activities	85,6	64,9
Telecommunications	92,3	73,9
IT services	89,9	77,1
Financial and insurance activities	79,9	41,5
Real estate activities	42,5	22,8
Professional, scientific activities	63,3	39,7
Administrative and support activities	32,3	21,8

as a percentage of all enterprises in a given group

Figure D22 Homeworking in enterprises; January 2010

- % of enterprises enabling employees working from home by using ICT
- % of employees doing homeworking by using ICT at least once per week

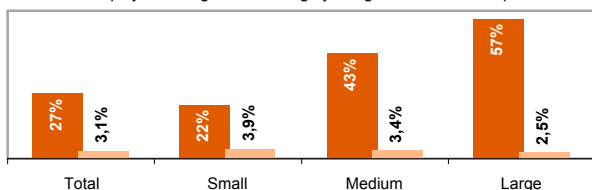
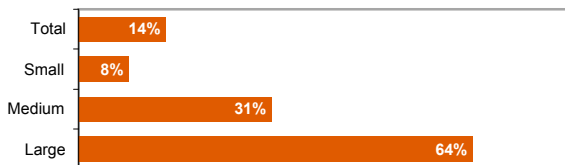


Figure D23 Enterprises restricting access to the internet for employees; January 2010



as a percentage of all enterprises in a given size class

Source: Czech Statistical Office, Enterprise Survey on ICT Use