

G Health establishments

Since 2003 the Czech Statistical Office (CZSO) in cooperation with the Institute of Health Information and Statistics of the Czech Republic (IHIS) that is a state-subsidized organization administered by the Ministry of Healthcare of the Czech Republic developed a **short module (set of basic questions) related to ICT usage in the health-care facilities**. This module is a part of the questionnaire used for the census survey E (MZ) 4-01 carries out annually by the Ministry of Healthcare of the Czech Republic for health-care institutions.

Notes:

Reference period: 31.12. of the monitored year for ICT equipment of health establishments and entire reference year for internet activities undertaken by independent physicians.

Target population: All health care facilities (health institutions) in the Czech Republic. However in this chapter are data published only for offices (surgeries) of independent physicians and pharmacies. In 2009, the latest available year, a total of 19 823 offices (surgeries) of independent physicians and 2 320 pharmacies were surveyed. Response rate reached for offices (surgeries) of independent physicians 89 % and 98 % for pharmacies.

Available breakdowns: Data about use of Internet and web sites by independent physicians are available by their type of practice.

Definitions:

- **Broadband** – see definition in chapter A
- **Blind friendly** – see definition in chapter E
- **GPs** – general practitioner
- **Internet user** – see definition in chapter C
- **Seeking health related information** – seeking information about diseases, treatment, diagnostics, nutrition etc. on internet
- **Keeping health records on the Internet** is the use of health books via the Internet (e.g., the implementation of the IZIP project – Internet-based Access to Patient Health Information).
- **Making online appointments** is making appointments through the health establishment's website, using online form (e-mail is not included).
- **Online consultation** is a possibility to ask health-related questions, which the health establishment answers by e-mail or may publish the response on its website.

In 2010 the Czech Statistical Office carried out: "**Web site content survey of hospitals**" as a supplementary source of information to this survey in order to measure better what information and services are available on hospitals' web sites. This web site content survey was conducted in July 2010. Web sites of all 161 hospitals were included in this survey.

The data on use of the Internet by individuals **for seeking health related information** comes from an independent annual statistical survey titled: "Sample Survey on the Use of Information and Communication Technologies in Households and Among Individuals". For more information see Chapter C.

Detailed regional breakdown data on ICT use by independent physicians and pharmacies in the Czech Republic can be found in chapter 18 of each **Regional yearbook**: <http://www.czso.cz/eng/edicniplan.nsf/aktual/ep-1#10>

More detailed information and data are available free of charge at the following dedicated website (only in Czech):

http://www.czso.cz/csu/redakce.nsf/i/informacni_technologie_ve_zdravotnictvi

G Health establishments

Tab. G1 Health establishments with access to selected ICT in the Czech Republic; 2009

	Computer	Internet	Broadband
Offices of independent physicians	97,0	76,4	46,6
GPs for adults	97,4	78,9	48,7
GPs for children	94,2	77,9	46,7
Stomatologist	97,0	72,7	40,7
Gynaecologist	97,7	83,2	58,2
Specialists	97,5	76,0	47,9
Pharmacies	99,8	98,6	75,7

as a percentage of all health establishments in a given group

Figure G1 Health establishments with Internet access

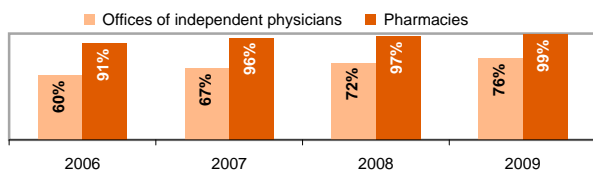
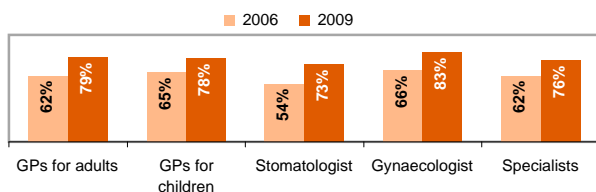


Figure G2 Independent physicians with Internet access in their office by type of practice



as a percentage of all independent physicians' offices in a given category

Figure G3 Independent physicians with a broadband access in their office by Czech regions (%); 2009



as a percentage of all independent physicians' offices in each region

Source: Institute of Health Information and Statistics of the Czech Republic

G Health establishments

Tab. G2 Independent physicians using Internet for selected activities in the Czech Republic

	%		
	2007	2008	2009
For information search about:			
practical medicine	61,1	62,5	64,9
theoretical medicine	55,4	57,8	59,9
pharmacology	53,7	57,0	60,1
For communication with:			
business partners	42,5	45,8	49,6
health insurance companies	41,7	48,2	55,8
other health establishments	34,2	37,9	42,5
patients	24,8	28,3	33,4
pharmacies	9,4	11,3	13,8
For keeping health records	9,5	8,1	8,3

* it includes both usage of Internet in the office or at home as a percentage of all independent physicians

Figure G4 Independent physicians using an e-mail communication with patients by type of practice

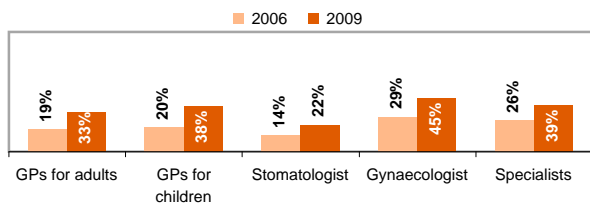


Figure G5 Independent physicians keeping health records on a computer by type of practice

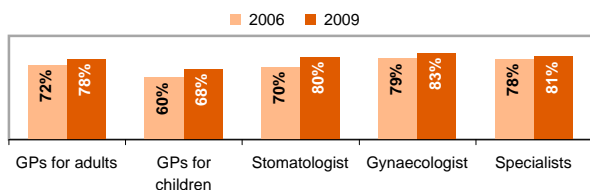
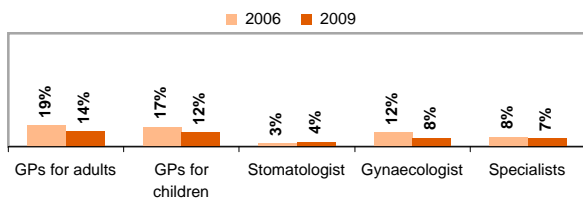


Figure G6 Independent physicians keeping health records on the Internet by type of practice



as a percentage of all independent physicians' offices in a given category

Source: Institute of Health Information and Statistics of the Czech Republic

G Health establishments

Tab. G3 Health establishments with a Web site in the CR

	%		
	2007	2008	2009
Offices of independent physicians	11,2	13,1	16,7
GPs for adults	8,1	9,0	12,8
GPs for children	14,5	16,9	22,4
Stomatologist	5,8	6,7	8,0
Gynaecologist	15,3	19,6	24,2
Specialists	15,9	18,5	23,1
Pharmacies	26,6	31,6	36,9

as a percentage of all health establishments in a given group

Figure G7 Health establishments with a Web site

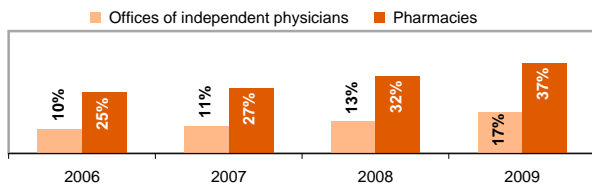
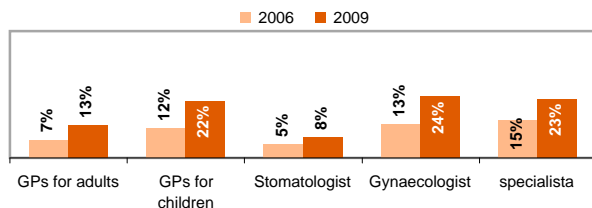
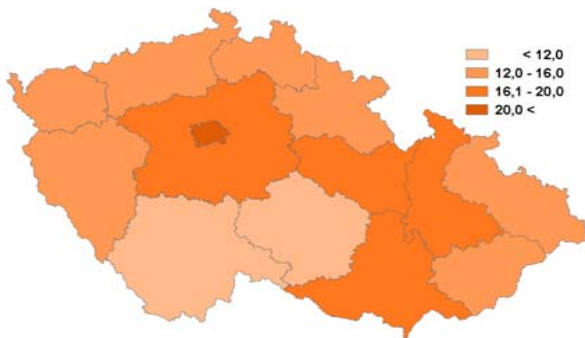


Figure G8 Independent physicians with a Web site by type of practice



as a percentage of all independent physicians' offices in a given category

Figure G9 Independent physicians with a Web site by Czech regions (%); 2009



as a percentage of all independent physicians' offices in each region

Source: Institute of Health Information and Statistics of the Czech Republic

G Health establishments

Tab. G4 Independent physicians using their web sites for selected activities in the Czech Republic

	%	
	Online appointment	Online consultation
Total	5,2	6,1
GPs for adults	4,6	3,8
GPs for children	7,1	9,1
Stomatologist	2,0	2,0
Gynaecologist	6,3	11,9
Specialists	7,6	8,9

as a percentage of all independent physicians in a given category

Figure G10 Independent physicians enabling online appointments via their web sites by type of practice

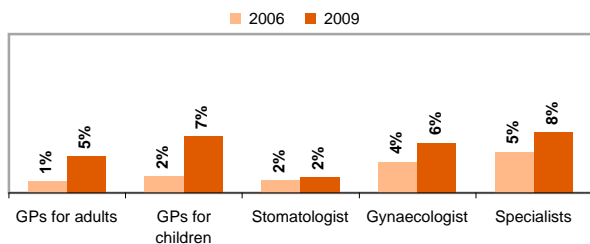
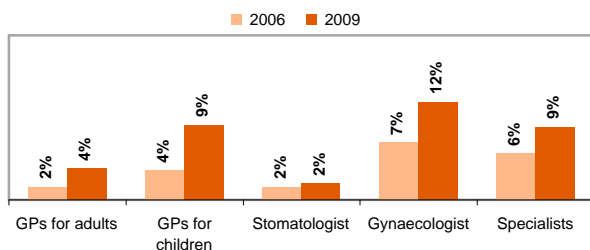
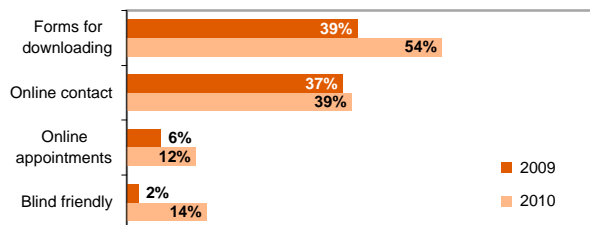


Figure G11 Independent physicians enabling online consultations via their web sites by type of practice



as a percentage of all independent physicians' offices in a given category

Figure G12 Services available on hospitals' web sites



as a percentage of all hospitals

Source: Institute of Health Information and Statistics of the Czech Republic

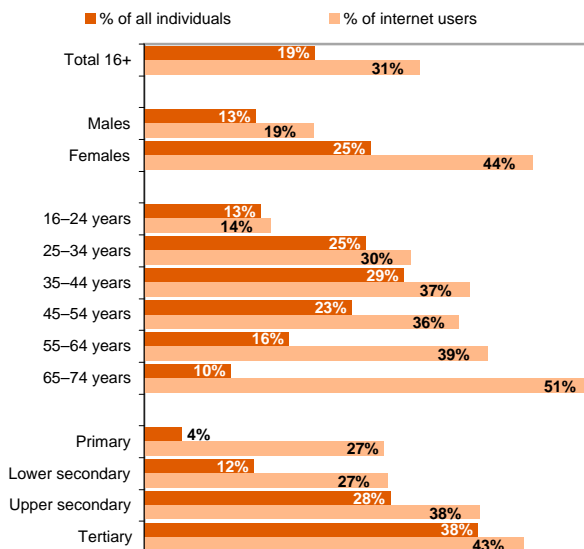
G Health establishments

Tab. G5 Individuals using Internet for seeking health-related information in the Czech Republic

	%		
	2008	2009	2010
Celkem 16+	13,1	18,7	19,2
Total (aged 16–74)	14,2	20,1	20,5
Gender:			
males (aged 16+)	8,1	11,6	12,6
females (aged 16+)	17,9	25,4	25,5
Age group:			
16–24 years	8,3	15,9	13,1
25–34 years	19,0	25,9	25,0
35–44 years	20,3	27,7	29,3
45–54 years	16,4	21,5	23,4
55–64 years	10,7	16,4	16,3
65–74 years	4,4	5,4	9,7
Highest education level (aged 25+):			
primary (ISCED 0-2)	2,6	2,0	4,1
lower secondary (ISCED 3C)	7,4	11,8	12,3
upper secondary (ISCED 3A and 4)	20,8	27,3	27,8
tertiary (ISCED 5-6)	29,6	37,3	37,7
Specific categories:			
students (aged 16+)	7,4	16,0	13,2
pensioners	3,5	5,6	8,2

as a percentage of individuals aged 16 years and over

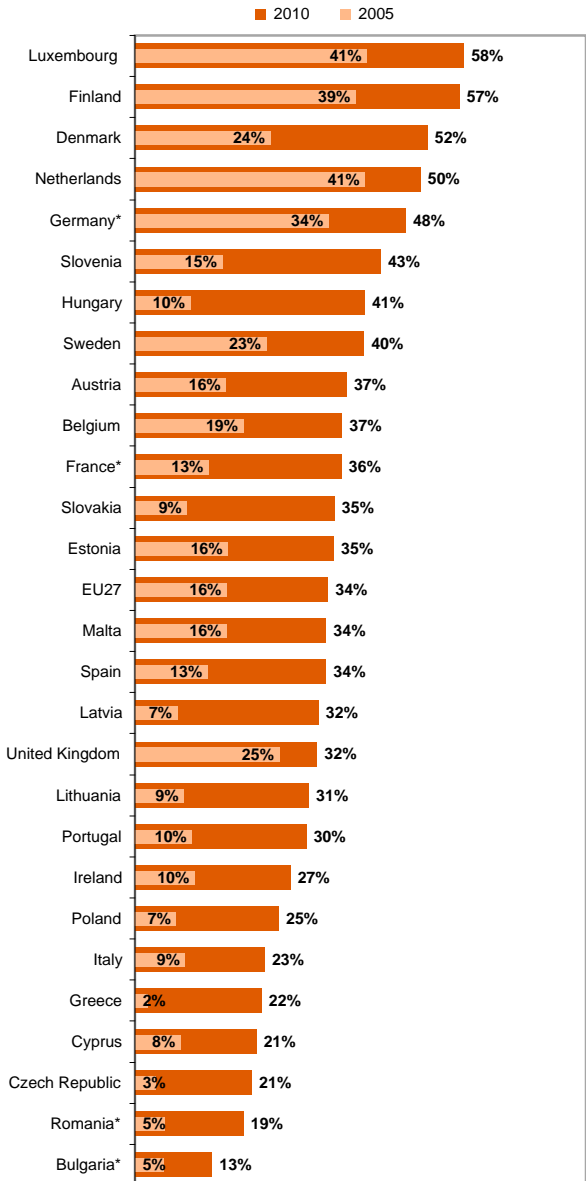
Figure G13 Individuals using Internet for seeking health-related information; 2010



Source: Czech Statistical Office, Household Survey on ICT Use

G Health establishments

Figure G14 Individuals using Internet for seeking health-related information

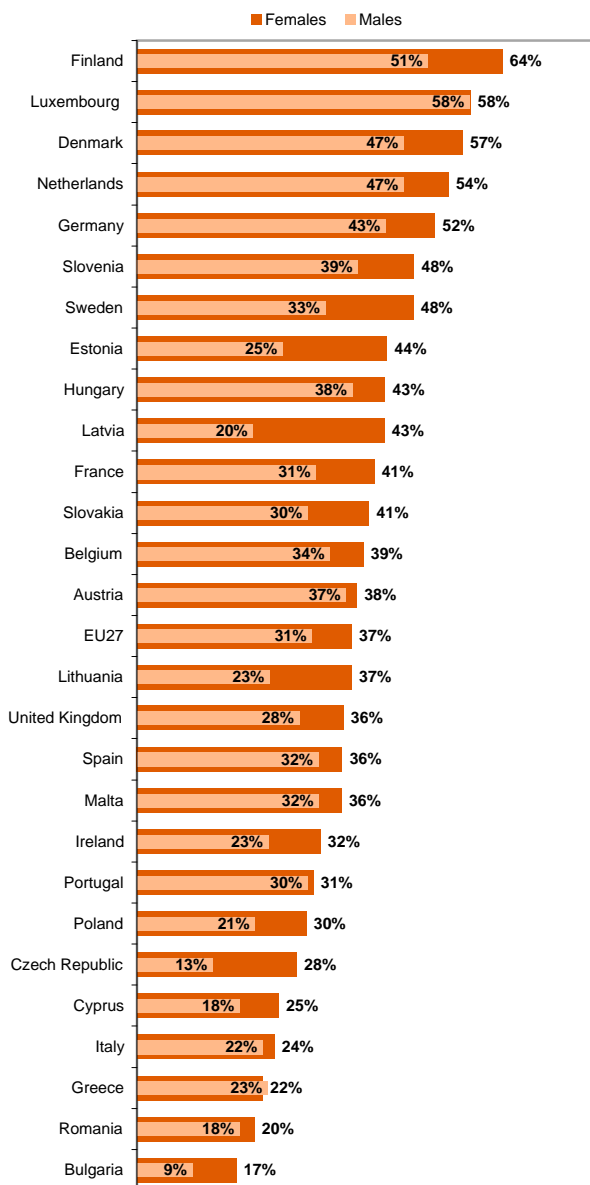


as a percentage of all individuals aged 16 to 74
 * 2006 instead of 2005

Source: Eurostat, 2011

G Health establishments

Figure G15 Individuals using Internet for seeking health-related information by gender; 2010



as a percentage of all males/females aged 16 to 74 years
 * 2006 instead of 2005

Source: Eurostat, 2011