

## D Enterprises

Since 2002, the Czech Statistical Office (CZSO) has been regularly monitoring developments in and use of information technologies in the enterprises by way of an independent annual statistical survey titled: **"Survey on the Use of Information and Communication Technologies and E-Commerce in the Business Enterprise Sector - ICT 5-01"**

In 2009 this survey was conducted in the first quarter, with the response size of approximately 9 000 enterprises with ten or more employees responding to the survey and the questions in the questionnaire. The resulting data was then extrapolated to the entire population of enterprises in the Czech Republic.

Since 2006, a survey are being conducted according to **Regulation (EC) No 808/2004 of the European Parliament and of the Council concerning statistics on the information society**, thereby allowing for the production of data comparable with individual EU states.

### Notes:

**Reference period:** status data for the period 2000 – 2004 always pertains to 31 December of the monitored year; in the case of 2006 – 2009 it always pertains to January of the monitored year. In the case of electronic commerce and using the Internet for interaction with public authorities, the data pertains to the entire 2008.

### Comparability of data:

- The data for January 2009 are not fully comparable with data for previous years. This difference is due to implementation of new NACE classification.
- The data presented by Eurostat for the Czech Republic may differ slightly from data presented for the Czech Republic by the CZSO. This difference is due to the fact that Eurostat does not include, as part of the data it publishes, all of the enterprises from the financial sector.

### Definitions:

- **Electronic Data Interchange (EDI)** is a proprietary electronic system used for electronic transmission of data suitable for automatic processing without the individual message being manually typed. It means sending and/or receiving of messages (e.g. orders, invoices, payment transactions, product descriptions, transport documents, tax declarations) in an agreed or standard format which allows their automatic processing (e.g. EDIFACT, XML, xCBL, cXML, ebXML etc.) and via any computer network(s).
- **Electronic commerce (e-commerce)** is a transaction conducted over Internet Protocol-based networks and over other computer-mediated networks. The goods and services are ordered over those networks, but the payment and the ultimate delivery of the good or service may be conducted on or off-line. E-commerce may be done via websites, i.e. orders made at an online store or via web forms on the Internet or extranet or via electronic transmission (see EDI) allowing automatic processing methods (e.g. XML, EDIFACT, etc.).
- **Internal computer network** is a group of at least two computers connected together using a telecommunication system for the purpose of communicating and sharing resources within an enterprise.

Detailed **methodical information** in respect of this survey is contained in the annual publication titled: **" Use of ICT in the Business Sector in 2009, Code 9702-09"**, which is freely available on the CZSO's website.

**More detailed information and data are available free of charge at the following dedicated website (only in Czech):**

[http://www.czso.cz/csu/redakce.nsf/i/podnikatelsky\\_sektor](http://www.czso.cz/csu/redakce.nsf/i/podnikatelsky_sektor)

## D Enterprises

**Tab. D1 Enterprises using an internal computer network and related technologies in the Czech Republic; January 2009**

	%		
	Total	WLAN	Intranet
<b>Total (10 and more employees)</b>	<b>69,5</b>	<b>33,6</b>	<b>20,3</b>
Small enterprises (10-49)	63,4	28,1	14,2
Medium enterprises (50-249)	91,2	51,0	38,1
Large enterprises (250+)	96,6	67,5	68,2
<b>NACE category:</b>			
Manufacturing	72,0	34,3	20,1
Electricity, gas and water supply	80,1	31,5	26,8
Construction	56,7	26,0	10,9
Sale and repair of motor vehicles	81,7	43,5	18,6
Wholesale trade	83,5	43,2	23,1
Retail trade	60,5	24,8	12,8
Transport and storage	65,2	31,7	17,9
Accommodation	67,1	39,0	16,1
Food service activities	35,5	17,6	8,3
Tourist trade activities	88,0	36,7	39,5
Audio-visual and publishing activities	96,2	58,6	47,2
Telecommunications	95,7	75,0	68,2
IT services	97,7	72,1	72,8
Financial and insurance activities	93,3	34,7	64,3
Real estate activities	73,1	24,9	19,0
Professional, scientific activities (1)	87,9	43,3	34,7
Administrative and support activities (2)	46,2	20,4	13,8

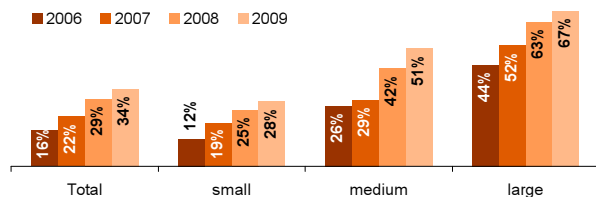
as a percentage of all enterprises in a given category

1) Legal, account., management, advert., archit., engineer., R&D, related activ

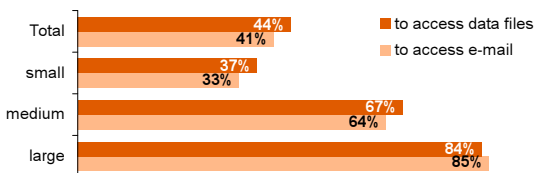
2) Rental and leas.; Employm., secur., office admin. and business support acti

### WLAN - wireless access within the internal computer network

**Figure D1 Enterprises using wireless access within their internal computer network**



**Figure D2 Enterprises enabling employees a remote access to their internal computer network; January 2009**

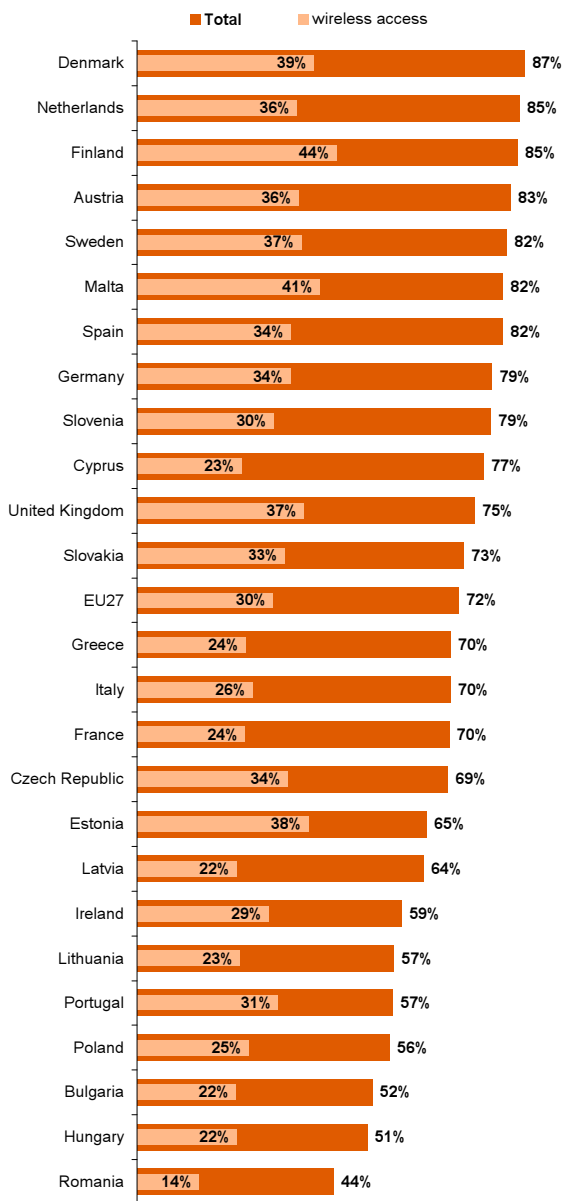


as a percentage of all enterprises in a given size class

Source: Czech Statistical Office, Enterprise Survey on ICT Use

## D Enterprises

Figure D3 Enterprises using an internal computer network;  
January 2009



as a percentage of all enterprises

Source: Eurostat, 2010

## D Enterprises

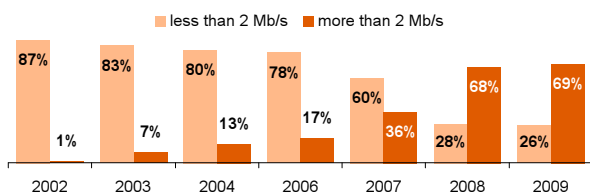
**Tab. D2 Enterprises using a broadband connection and its speed in the Czech Republic; January 2009**

	%		
	Total	2 Mb/s+	8 Mb/s+
<b>Total (10 and more employees)</b>	<b>77,4</b>	<b>68,9</b>	<b>17,1</b>
Small enterprises (10-49)	73,8	65,5	15,5
Medium enterprises (50-249)	89,5	79,6	20,4
Large enterprises (250+)	96,9	89,8	34,6
<b>NACE category:</b>			
Manufacturing	77,5	67,9	14,6
Electricity, gas and water supply	80,2	70,8	17,8
Construction	71,0	63,6	13,6
Sale and repair of motor vehicles	82,6	75,0	21,1
Wholesale trade	83,0	75,3	20,5
Retail trade	76,8	69,1	14,6
Transport and storage	71,7	65,5	12,8
Accommodation	80,3	66,8	12,9
Food service activities	64,4	56,6	12,3
Tourist trade activities	86,0	77,1	21,4
Audio-visual and publishing activities	91,6	86,8	35,5
Telecommunications	94,7	93,6	81,0
IT services	93,9	90,9	45,3
Financial and insurance activities	93,5	86,0	35,1
Real estate activities	79,2	71,8	24,7
Professional, scientific activities (1)	87,6	77,9	25,4
Administrative and support activities (2)	67,2	56,8	14,0

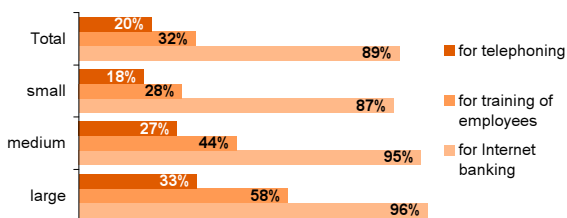
as a percentage of all enterprises in a given category

- 1) Legal, account., management, advert., archit., engineer., R&D, related activ  
 2) Rental and leas.; Employ., secur., office admin. and business support acti

**Figure D4 Speed of Internet connection used by enterprises**



**Figure D5 Use of the Internet by enterprises for selected activities; January 2009**

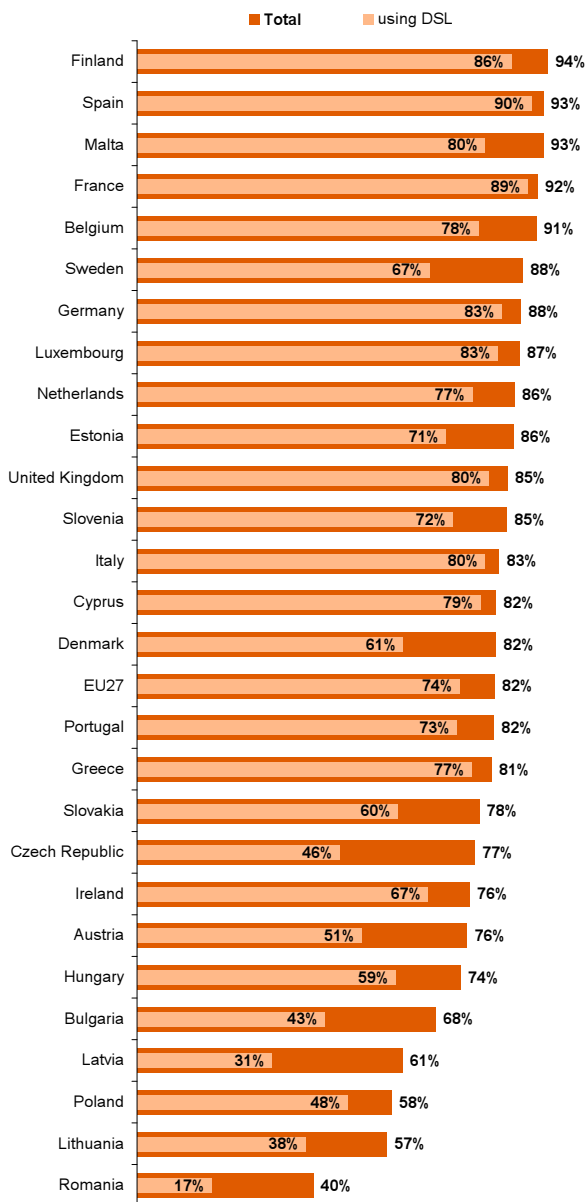


as a percentage of all enterprises in a given size class

Source: Czech Statistical Office, Enterprise Survey on ICT Use

## D Enterprises

Figure D6 Enterprises using a broadband connection;  
January 2009



as a percentage of all enterprises

Source: Eurostat, 2010

## D Enterprises

**Tab. D3 Employees routinely using computer at work in the Czech Republic; January 2009**

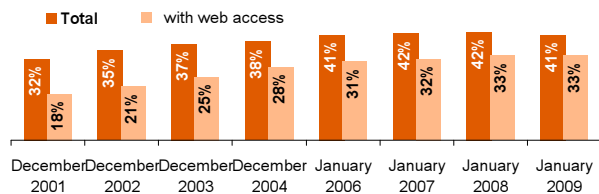
		%	
	Total	with web access	Home-workers*
<b>Total (10 and more employees)</b>	<b>40,7</b>	<b>32,8</b>	<b>2,7</b>
Small enterprises (10-49)	41,4	38,4	3,6
Medium enterprises (50-249)	38,9	33,8	3,3
Large enterprises (250+)	41,5	29,4	1,7
<b>NACE category:</b>			
Manufacturing	33,6	24,3	1,5
Electricity, gas and water supply	45,4	39,9	2,8
Construction	32,9	31,3	2,1
Sale and repair of motor vehicles	61,4	55,8	3,1
Wholesale trade	60,4	53,5	6,5
Retail trade	41,4	27,0	1,6
Transport and storage	35,2	22,1	1,3
Accommodation	43,2	36,2	1,3
Food service activities	18,3	13,8	0,7
Tourist trade activities	75,5	73,7	4,3
Audio-visual and publishing activities	83,4	81,8	6,5
Telecommunications	92,8	92,2	7,2
IT services	92,0	88,6	18,4
Financial and insurance activities	87,9	86,0	4,0
Real estate activities	41,4	36,7	2,4
Professional, scientific activities (1)	79,4	76,3	10,2
Administrative and support activities (2)	17,4	15,5	1,8

as a percentage of all employees in a given enterprise category

\* employees working from home by using IT

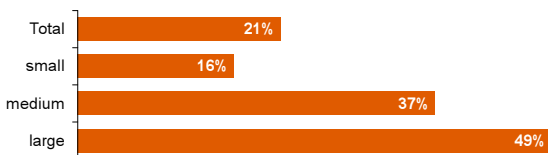
- 1) Legal, account., management, advert., archit., engineer., R&D, related activ
- 2) Rental and leas.; Employ., secur., office admin. and business support activ

**Figure D7 Employees routinely using a computer at work**



as a percentage of all employees in enterprises

**Figure D8 Enterprises enabling employees to work from home by using IT; January 2009**

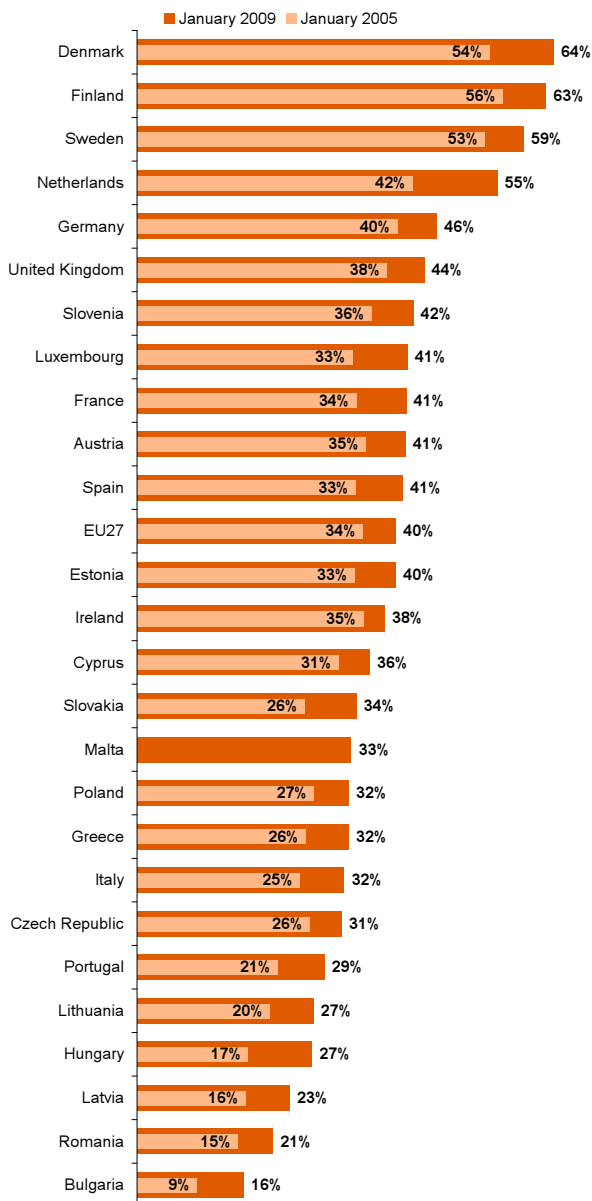


as a percentage of all enterprises in a given size class

Source: Czech Statistical Office, Enterprise Survey on ICT Use

## D Enterprises

Figure D9 Employees routinely using a computer with the web access at work



as a percentage of all employees in enterprises

Source: Eurostat, 2010

## D Enterprises

Tab. D4 Enterprises with a Website in the Czech Republic;  
January 2009

	Total	foreign language	external*
<b>Total (10 and more employees)</b>	<b>72,9</b>	<b>31,9</b>	<b>37,6</b>
Small enterprises (10-49)	68,3	24,8	33,8
Medium enterprises (50-249)	89,3	55,6	50,8
Large enterprises (250+)	93,0	71,2	57,1
<b>NACE category:</b>			
Manufacturing	74,7	42,0	40,2
Electricity, gas and water supply	68,2	19,5	36,8
Construction	68,3	11,5	33,8
Sale and repair of motor vehicles	86,4	19,1	51,3
Wholesale trade	79,7	33,7	42,2
Retail trade	60,9	13,2	29,4
Transport and storage	65,3	33,3	31,7
Accommodation	85,8	63,5	49,0
Food service activities	56,0	23,6	24,8
Tourist trade activities	97,6	59,1	67,2
Audio-visual and publishing activities	96,5	50,7	46,2
Telecommunications	94,5	31,5	16,4
IT services	92,7	64,2	28,9
Financial and insurance activities	96,2	59,2	59,8
Real estate activities	61,0	23,6	24,7
Professional, scientific activities (1)	85,6	47,2	46,9
Administrative and support activities (2)	60,2	16,5	31,4

as a percentage of all enterprises in a given category

\* enterprises with own websites managed by external partner

- 1) Legal, account., management, advert., archit., engineer., R&D, related activ  
2) Rental and leas.; Employ., secur., office admin. and business support activ

Figure D10 Enterprises with a Website

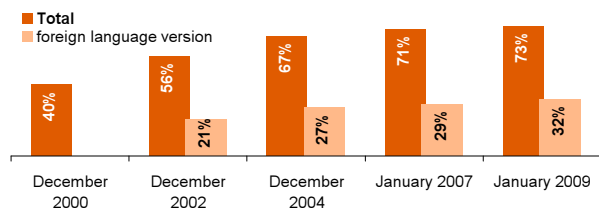
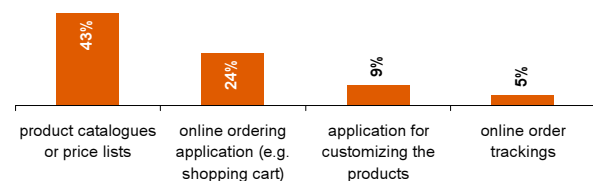


Figure D11 Sales related applications available on enterprises' websites; January 2009



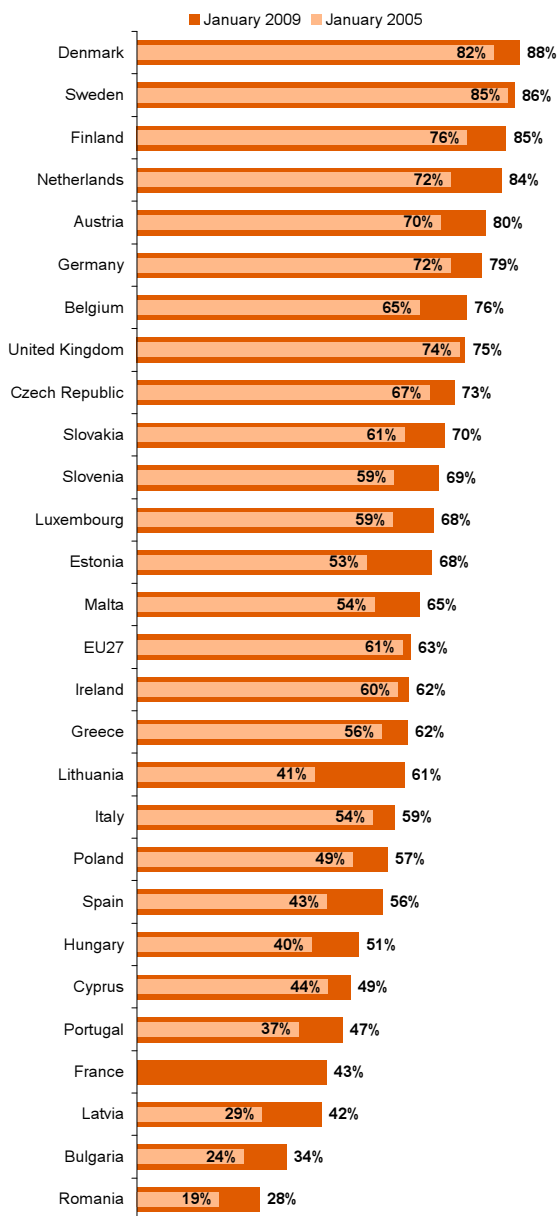
as a percentage of all enterprises

Source: Czech Statistical Office, Enterprise Survey on ICT Use



## D Enterprises

Figure D12 Enterprises with a Website



as a percentage of all enterprises

Source: Eurostat, 2010

## D Enterprises

**Tab. D5 Enterprises placing orders over electronic networks in the Czech Republic; 2008**

%

	Total	via web sites	via EDI
<b>Total (10 and more employees)</b>	<b>28,5</b>	<b>24,9</b>	<b>12,5</b>
Small enterprises (10-49)	25,9	22,7	10,6
Medium enterprises (50-249)	36,3	31,6	17,3
Large enterprises (250+)	48,9	38,9	28,6
<b>NACE category:</b>			
Manufacturing	25,4	21,9	11,6
Electricity, gas and water supply	28,0	24,6	13,3
Construction	23,4	20,6	8,8
Sale and repair of motor vehicles	48,6	39,5	26,0
Wholesale trade	35,6	31,0	17,5
Retail trade	29,1	23,5	14,6
Transport and storage	24,8	19,0	12,6
Accommodation	25,8	23,6	12,4
Food service activities	12,3	11,0	3,1
Tourist trade activities	42,9	37,2	21,5
Audio-visual and publishing activities	56,3	50,9	24,2
Telecommunications	72,4	70,3	28,9
IT services	61,9	58,8	26,8
Real estate activities	24,8	23,1	5,7
Professional, scientific activities (1)	40,8	37,9	12,9
Administrative and support activities (2)	19,4	18,4	5,4

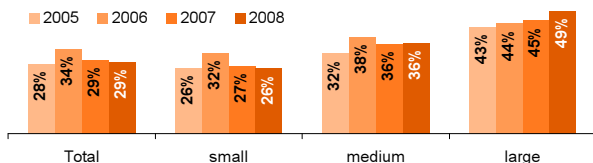
as a percentage of all enterprises in a given category

1) Legal, account., management, advert., archit., engineer., R&D, related activ.

2) Rental and leas.; Employ., secur., office admin. and business support activ

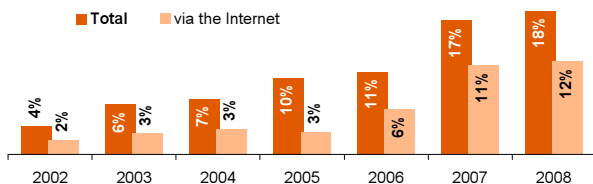
Note: Includes all enterprises that during the reference year received at least one electronic order over the Internet or any other computer network for selling any good or service.

**Figure D13 Enterprises placing orders over electronic networks**



as a percentage of all enterprises in a given size class

**Figure D14 Value of e-purchases resulted from orders placed over electronic networks by enterprises**

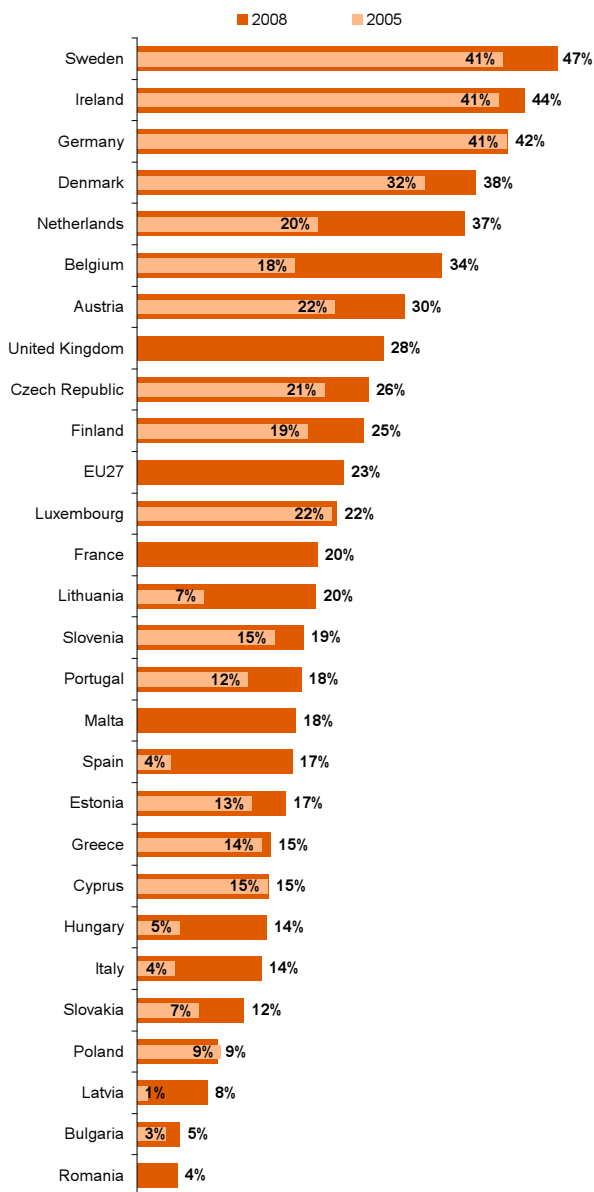


as a percentage of the total financial value of all enterprises' purchases

Source: Czech Statistical Office, Enterprise Survey on ICT Use

## D Enterprises

Figure D15 Enterprises purchasing over electronic networks 1% or more of their total purchases



as a percentage of all enterprises

Source: Eurostat, 2010

## D Enterprises

**Tab. D6 Enterprises receiving orders over electronic networks in the Czech Republic; 2008**

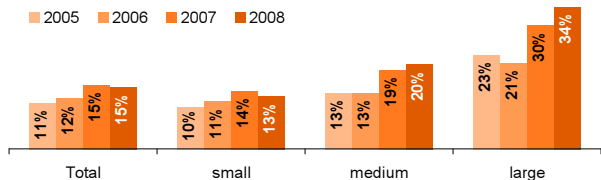
		%	
	<b>Total</b>	via web sites	via EDI
<b>Total (10 and more employees)</b>	<b>14,7</b>	<b>11,0</b>	<b>8,4</b>
Small enterprises (10-49)	12,6	9,9	6,7
Medium enterprises (50-249)	20,3	14,2	12,3
Large enterprises (250+)	34,1	18,9	26,3
<b>NACE category:</b>			
Manufacturing	14,2	9,2	8,9
Electricity, gas and water supply	5,3	3,1	3,8
Construction	7,2	4,9	4,0
Sale and repair of motor vehicles	21,7	19,5	9,0
Wholesale trade	25,4	20,0	14,6
Retail trade	16,8	13,5	8,4
Transport and storage	16,8	10,9	12,0
Accommodation	29,4	28,1	13,9
Food service activities	7,7	6,8	3,3
Tourist trade activities	53,4	49,0	26,8
Audio-visual and publishing activities	45,4	34,1	23,1
Telecommunications	42,6	37,6	17,2
IT services	25,7	22,6	15,5
Real estate activities	5,7	5,1	3,1
Professional, scientific activities (1)	8,2	7,1	3,6
Administrative and support activities (2)	6,4	4,9	3,9

as a percentage of all enterprises in a given category

- 1) Legal, account., management, advert., archit., engineer., R&D, related activ.  
 2) Rental and leas.; Employ., secur., office admin. and business support activ

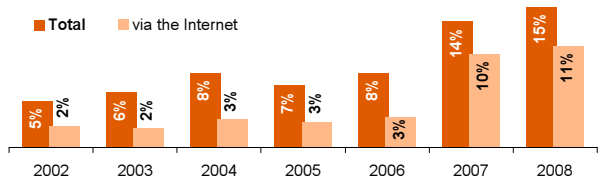
Note: Includes all enterprises that during the reference year received at least one electronic order for selling any good or service over the Internet or any other computer network .

**Figure D16 Enterprises receiving orders over electronic networks**



as a percentage of all enterprises in a given size class

**Figure D17 Enterprises' turnover from orders received over electronic networks**

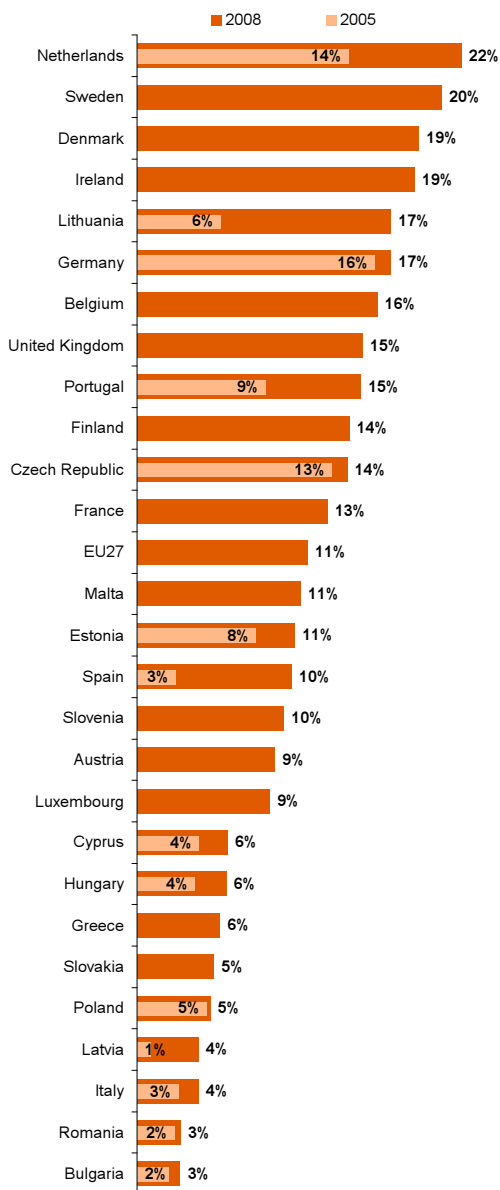


as a percentage of the financial value of all enterprises' sales

Source: Czech Statistical Office, Enterprise Survey on ICT Use

## D Enterprises

Figure D18 Enterprises selling over electronic networks 1% or more of their total turnover

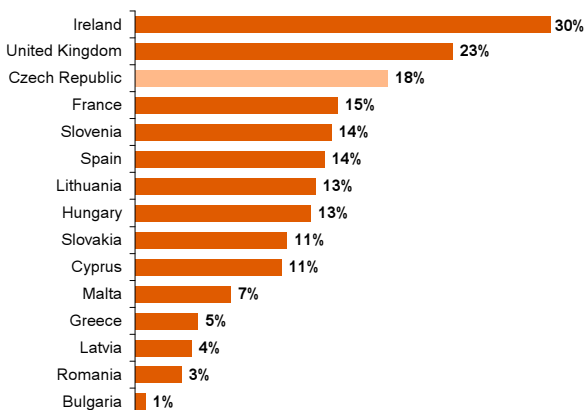


as a percentage of all enterprises

Source: Eurostat, 2010

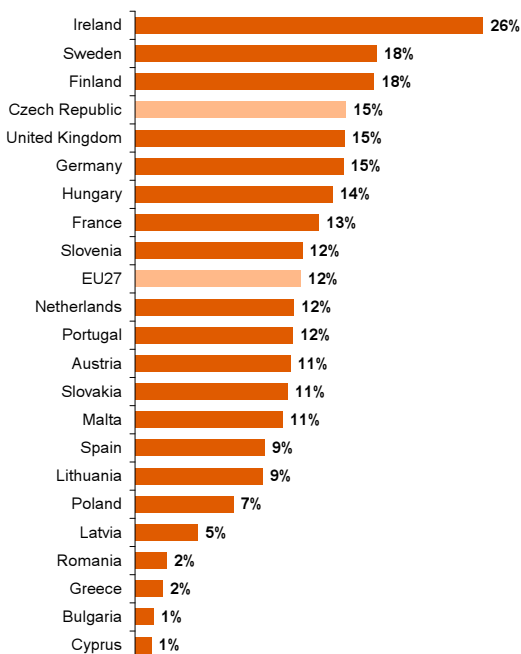
## D Enterprises

**Figure D19 Value of e-purchases resulted from orders placed over electronic networks by enterprises; 2008**



*as a percentage of the total financial value of all enterprises' purchases*

**Figure D20 Enterprises' turnover from orders received over electronic networks; 2008**



*as a percentage of the financial value of all enterprises' sales*

Source: Eurostat, 2010