

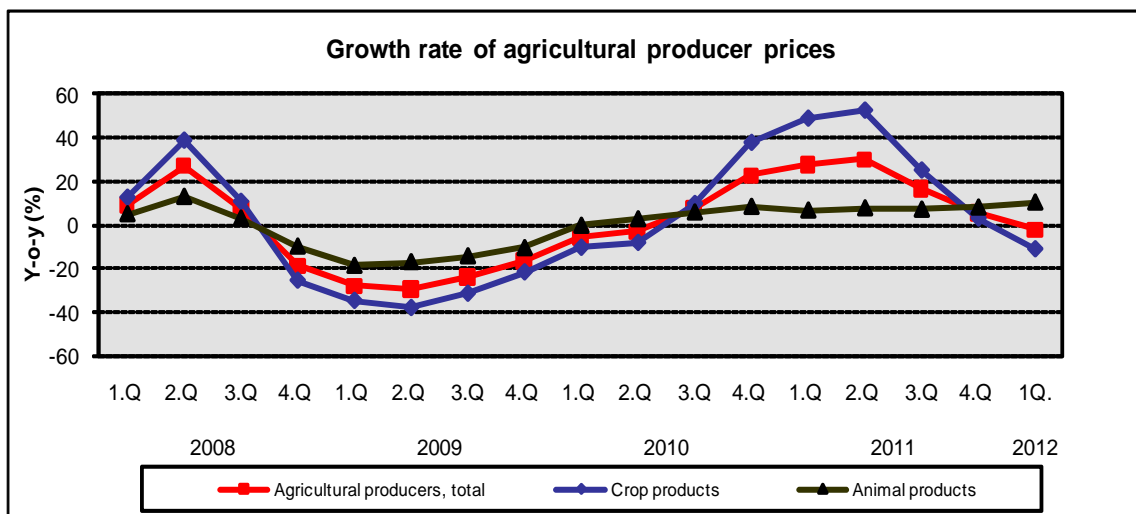
ANALYSIS

April 16, 2012

PRODUCER PRICE INDICES IN THE FIRST QUARTER OF 2012

Compared to **Q4 2011**, **agricultural producer** prices grew by 2.0% in **Q1 2012**. Prices of crop and animal products increased (+0.6% and +3.5%, respectively). Prices of fruit, oil plants, cereals and vegetables grew (+4.6%, +2.0%, +1.3% and +0.8%, respectively). Prices of potatoes were lower (-1.4%). Among animal products price increases were especially recorded in eggs (+41.8%), pigs for slaughter (+5.0%), cattle for slaughter (+2.9%) and poultry (+0.4%). Prices of milk stayed unchanged.

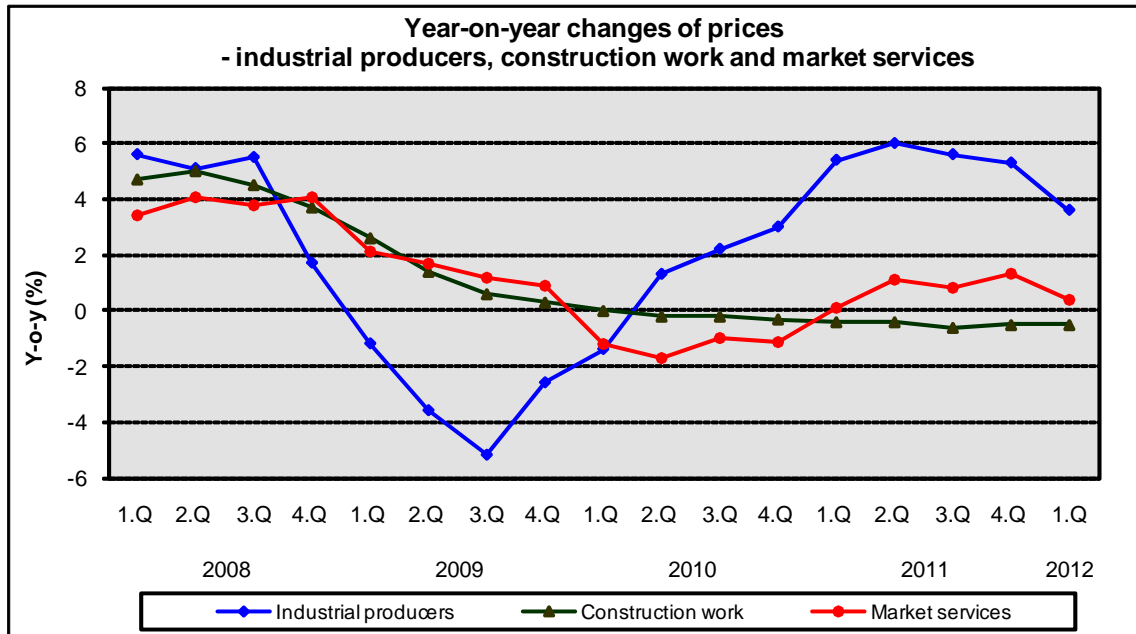
Prices of **agricultural producers** in **Q1 2012** compared to **Q1 2011** were lower by 2.0%, due to price decreases in crop products in particular (-11.0%). In contrast, prices of animal products grew (+10.6%). Lower prices in crop products were mainly affected by prices of potatoes (-54.2%) and vegetables (-49.1%). On the decrease were prices of cereals (-8.3%), oil plants (-4.6%) and fruit (-2.0%). Prices of animal products were higher due to price growth of eggs (+73.3%) and pigs for slaughter (+19.3%). Prices of poultry, cattle for slaughter and milk were also up (+7.0%, +6.6% and +3.1%, respectively).



Information Services Unit – Headquarters

Are you interested in the latest data connected with inflation, GDP, population, wages in industry and much more? You can find them on pages of the Czech Statistical Office on the Internet: www.czso.cz
tel: +420 274 052 304, +420 274 052 425, e-mail: infoservis@czso.cz

ANALYSIS



In the first quarter of 2012 compared to the previous quarter **industrial producer prices** increased by 1.3%. Prices went up the most in 'water supply, sewerage, waste management and remediation services' (+7.9%), 'coke, refined petroleum products' (+7.5%), and 'chemicals and chemical products' (+7.1%). Prices rose in 'food products, beverages, tobacco' (+1.0%). Prices went down in 'transport equipment' and 'wood, wood product, paper, printing' (-0.9% both), 'computer, electronic and optical products' (-0.6%), 'basic metals, fabricated metal products' (-0.5%) and 'machinery and equipment n.e.c.' (-0.4%).

Industrial producer price indices (previous quarter = 100)

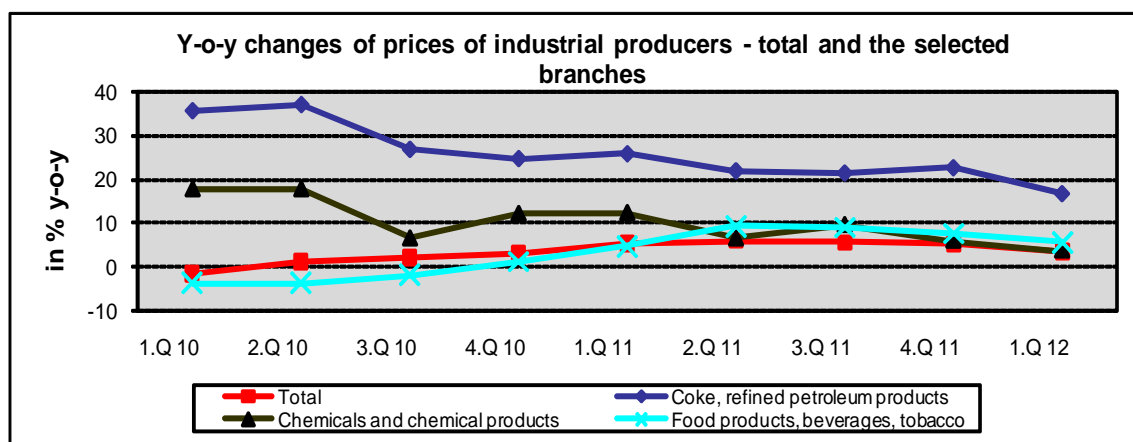
Code	Name	2011			2012
		Q2	Q3	Q4	Q1
	TOTAL	101,9	100,0	100,4	101,3
B	Mining and quarrying	105,7	98,6	97,2	101,9
C	Manufactured products	102,1	100,1	100,5	101,1
CA	Food products, beverages, tobacco	103,4	100,7	100,5	101,0
CB	Textiles, clothes, leather and leather products	102,1	100,4	99,5	100,6
CC	Wood, wood product, paper, printing	102,0	100,2	100,1	99,1
CD	Coke, refined petroleum products	107,4	97,7	103,5	107,5
CE	Chemicals and chemical products	100,3	98,3	98,2	107,1
CF	Basic pharmaceutical products	99,2	100,0	99,8	101,3
CG	Rubber and plastic products, other non-metallic min. products	100,5	100,7	100,8	100,5
CH	Basic metals, fabricated metal products	103,4	100,3	100,1	99,5
CI	Computer, electronic and optical products	99,5	100,1	101,6	99,4
CJ	Electrical equipments	99,1	100,4	98,8	100,5
CK	Machinery and equipment n.e.c.	100,3	100,0	100,3	99,6
CL	Transport equipment	99,9	100,0	102,0	99,1
CM	Furniture, other manufactured product	100,3	100,2	100,3	100,3
D	Electricity, gas, steam and air conditioning	99,8	100,0	100,3	101,6
E	Water supply, sewerage, waste manag. and remediation serv.	100,1	100,0	100,0	107,9

Information Services Unit – Headquarters

Are you interested in the latest data connected with inflation, GDP, population, wages in industry and much more? You can find them on pages of the Czech Statistical Office on the Internet: www.czso.cz
tel: +420 274 052 304, +420 274 052 425, e-mail: infoservis@czso.cz

ANALYSIS

Prices of **industrial producers** increased by 3.6% in the first quarter of 2012 (+5.2% in the fourth quarter of 2011), **year-on-year**. Prices went up in 'coke, refined petroleum products' (+16.7%), 'water supply, sewerage, waste management and remediation services' (+8.1%) and 'food products, beverages, tobacco' (+5.6%). From 'food products, beverages, tobacco' prices increased the most markedly in 'bakery and farinaceous products' (+13.1%), 'other food products' (+11.9%) and 'preserved meat and meat products' (+5.1%) and decreased only in 'grain mill products, starches and starch products' (-5.9%) and 'vegetable and animal oils and fats' (-4.5%). Prices went down only in 'electrical equipments' (-1.3%).



According to an estimate, **construction work** prices in **Q1 2012** compared to **Q4 2011** stayed unchanged; prices of construction material input increased (+0.1%).

According to an estimate, **construction work** prices in **Q1 2012** compared to the **corresponding period of 2011** decreased by 0.5%, prices of construction material input increased by 1.3%.

In comparison to Q4 2011, prices of **market services** decreased by 1.8% in **Q1 2012**. Lower were especially prices of advertising and market research services (-13.1%). On the decrease were prices in architectural and engineering services (-1.9%). In contrast, higher prices were in financial intermediation, except insurance and pension funding (+1.4%) and insurance services (+0.7%). Prices of market services excluding advertising services decreased by 0.2%.

In Q1 2012, prices of **market services** grew by 0.4% in total compared to **Q1 2011**. Price increases were recorded for advertising and market research services (+5.3%), freight transport services (+1.5%) and insurance services (+1.0%). On the increase were prices in financial intermediation, except insurance and pension funding (+0.9%) and postal and courier services (+0.6%). Lower prices were in architectural and engineering services (-2.2%), real estate services (-0.7%) and telecommunication services (-0.5%). Prices of market services excluding advertising services decreased by 0.2%.

Information Services Unit – Headquarters

Are you interested in the latest data connected with inflation, GDP, population, wages in industry and much more? You can find them on pages of the Czech Statistical Office on the Internet: www.czso.cz
tel: +420 274 052 304, +420 274 052 425, e-mail: infoservis@czso.cz

ANALYSIS

Industrial producer price indices (corresponding period of the previous year = 100)

Code	Name	2011	2012			
		Q4	January	February	March	Q1
	TOTAL	105,2	104,1	103,6	103,0	103,6
B	Mining and quarrying	103,4	103,3	103,7	102,9	103,3
C	Manufactured products	105,6	104,5	104,0	103,1	103,9
CA	Food products, beverages, tobacco	107,6	106,4	105,5	104,9	105,6
CB	Textiles, clothes, leather and leather products	104,3	104,0	102,8	101,1	102,6
CC	Wood, wood product, paper, printing	104,1	102,8	101,2	100,4	101,5
CD	Coke, refined petroleum products	122,6	115,6	119,6	115,1	116,7
CE	Chemicals and chemical products	106,0	103,9	103,6	103,5	103,7
CF	Basic pharmaceutical products	101,5	100,9	99,8	99,8	100,2
CG	Rubber and plastic products, other non-metallic min. products	102,9	103,2	102,2	102,3	102,6
CH	Basic metals, fabricated metal products	105,6	104,7	103,3	101,6	103,2
CI	Computer, electronic and optical products	99,9	101,9	100,4	99,6	100,6
CJ	Electrical equipments	100,0	98,4	98,9	98,8	98,7
CK	Machinery and equipment n.e.c.	100,8	100,8	100,2	99,5	100,2
CL	Transport equipment	100,9	102,0	100,9	100,0	101,0
CM	Furniture, other manufactured product	101,6	101,5	101,1	100,9	101,2
D	Electricity, gas, steam and air conditioning	104,0	101,7	101,7	101,7	101,7
E	Water supply, sewerage, waste manag. and remediation serv.	106,3	108,0	108,1	108,1	108,1

Information Services Unit – Headquarters

Are you interested in the latest data connected with inflation, GDP, population, wages in industry and much more? You can find them on pages of the Czech Statistical Office on the Internet: www.czso.cz
tel: +420 274 052 304, +420 274 052 425, e-mail: infoservis@czso.cz