

C Persons and ICT

The Czech Statistical Office (CZSO) has been collecting detailed information on individuals using selected information and communication technologies (ICT) by means of a separate annual statistical survey named **Sample Survey on the ICT Use in Households and by Individuals**. The first pilot survey was carried out in 2002.

The survey has been carried out in accord with the **Regulation (EC) No 2019/1700** of the European Parliament and of the Council. This allows obtaining of internationally comparable data within the EU Member States.

The survey applies the method of **personal interviews** with the use of personal computer (Computer Assisted Personal Interviewing – CAPI) in a sample of around 10 000 individuals aged 16+ years living in **private households** on the territory of the Czech Republic. This means the survey does not cover individuals living in collective households (penitentiaries, social care establishments, retirement homes, etc.).

The survey results are grossed up to the whole population aged 16+ years. The data found are available broken by a wide spectrum of demographic and social characteristics as, for instance, sex, age, educational attainment, economic activity, income group, region, and residential municipality size.

Notes

The **reference period** is last 3 months prior to the survey interviews.

Educational attainment is published for the aged 25–64 years in graphs and tables. The population of the aged 16–24 years include numerous persons with still unfinished education process in the time of the survey. Therefore their educational attainment is rather determined by their age then educational aspirations. Similarly, the highest educational attainment of persons over 65 is mainly influenced by the time when persons received this education. Among people over 65, there is a significantly higher share of people with basic education than among younger people.

For the purposes of this publication, the highest educational attainment is divided into basic education, secondary education without A–level exam, secondary education with A–level exam together with higher vocational education, and tertiary (i.e. university) education.

Comparability of data published by the CZSO and Eurostat

Data published by Eurostat for the Czech Republic individuals slightly differ from data published by the CZSO. This difference is due to the fact that Eurostat includes solely individuals aged 16 to 74 years. On the other hand, the CZSO provides data for the whole population aged 16+ years.

International data and comparisons of certain indicators are taken from the Eurostat database for digital economy and society, data of which are every year updated in January. Detailed information can be found at: https://bit.ly/Comprehensive_database.

Definitions (sorted alphabetically)

- A **purchase over the internet** shall mean ordering of any goods or services on a website or by means of an application for private purposes. Goods or services ordered this way may not be paid over the internet, they could be paid in cash on delivery, or while delivered in person.
- A **social network** shall mean a service enabling to unite, communicate, and share information with other users thereof. Logging in and the use of own profile to browse through contributions of other users, communication with the users, and sharing of own contributions, etc., are considered the participation in social networks.
- An **individual using the internet on the mobile phone** is a person who gave that he/she had used a mobile phone to access internet services at least once in the last three months prior the survey interviews. It does not matter if the phone was private or employer's

one and also it does not matter what type of connection was used to access the internet (mobile networks, WiFi, etc.).

- **Cookies** - cookies can be used to find out which pages the user has visited. It is also possible to monitor what goods or services the user searched for on the internet. When accessing websites that contain advertisements, the advertisements are then targeted to products that the user has previously searched for.
- **Foreign sellers** include sellers from other EU and non-EU countries.
- **Seeking information on travel and accommodation** includes searching for information in this field both in the form of browsing via an internet browser, and direct visits to selected web pages. Examples of information on travel may include information on available flights, bus or railway connections, accommodation, car renting, or travel insurance.
- The broadband **wireless internet connection (WiFi)** shall mean the internet connection through a local wireless network, secured or not. Typical examples include household wireless networks, local wireless networks of cafes, hospitals, airports, transport means, schools, etc. The WiFi connection is usually for free, it may be paid in certain cases as at the airports, for instance, or with limited access time.
- The **internet connection by means of mobile data**, that is a paid data tariff of a mobile network operator, shall mean a connection of a mobile phone to the internet through a mobile telephone network. The user utilises a paid internet connection from a provider/operator of the mobile phone services. The user can be connected to the internet on location where there is the signal of the contracted mobile telephone network.
- The **internet banking** is operated by means of an internet portal enabling remote control and administration of bank accounts through the internet. The portal shall enable, for instance, checking the account remainder, setting up of a payment or permanent payments, setting up limits of cash withdrawing from ATMs, etc. The internet banking can also be accessible through a mobile phone by means of an application of so-called mobile banking.
- **Using the internet** means performing any activity on the internet, such as browsing websites or downloading files.
- **Watching videos on the internet (total)** includes watching movies and programs on the websites of regular TV stations, on video-sharing sites (e.g. YouTube) and on internet TV sites (both paid and free).

Detailed information on methodology of the survey can be found in the CZSO publication **ICT Use in Households and by Individuals in 2021, code 062004-21**, accessible for free on the CZSO website at www.czso.cz/publikaceict_domacnosti2021 (in the Czech language only).

Further information on the theme can be found at https://www.czso.cz/csu/czso/domacnosti_a_jednotlivci (in the Czech language only)

C Persons and ICT

Table C1 Persons in Czechia using a mobile phone; 2021

	Percentage		
	Total	Smart-phone	Mobile phone without operating system
Total (aged 16+)	98,8	76,6	23,2
Men	98,8	77,3	22,6
Women	98,7	76,0	23,8
Age group (years)			
16–24	99,5	99,2	0,4
25–34	99,8	97,9	2,5
35–44	99,7	96,0	5,2
45–54	99,4	91,0	9,2
55–64	99,4	73,4	28,1
65+	96,2	30,0	67,3
Education attainment (aged 25–64)			
Primary	95,6	70,7	25,3
Secondary without A-level examination	99,7	83,8	17,1
Secondary with A-level examination	99,8	94,7	6,5
Tertiary	100,0	96,5	4,7

as a percentage of all persons in a given socio-demographic group

Figure C1 Mobile phone users by gender and age

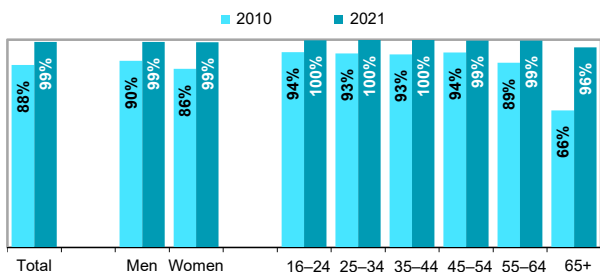
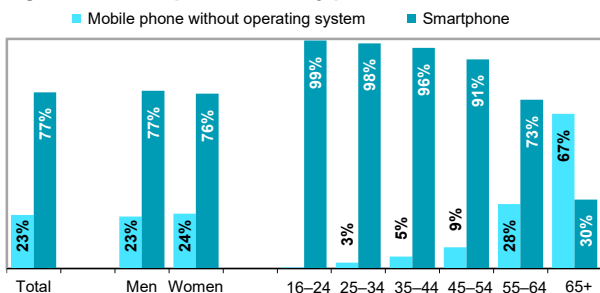


Figure C2 Mobile phones used by persons; 2021



as a percentage of all persons in a given socio-demographic group

Source: Czech Statistical Office, ICT use survey in households

C Persons and ICT

Table C2 Persons in Czechia using the internet

	Percentage		
	2010	2015	2021
Total (aged 16+)	61,8	75,7	82,7
Men	65,8	77,9	84,4
Women	58,1	73,5	81,1
Age group (years)			
16–24	92,3	97,0	99,3
25–34	83,1	95,4	98,6
35–44	79,7	93,9	97,9
45–54	65,8	86,7	96,5
55–64	42,1	68,0	84,0
65+	13,2	28,4	42,7
Education attainment (aged 25–64)			
Primary	25,0	49,2	76,8
Secondary without A-level examination	54,2	78,1	90,1
Secondary with A-level examination	83,6	95,0	98,2
Tertiary	95,8	99,4	99,6

as a percentage of all persons in a given socio-demographic group

Figure C3 Persons aged 16+ using the internet

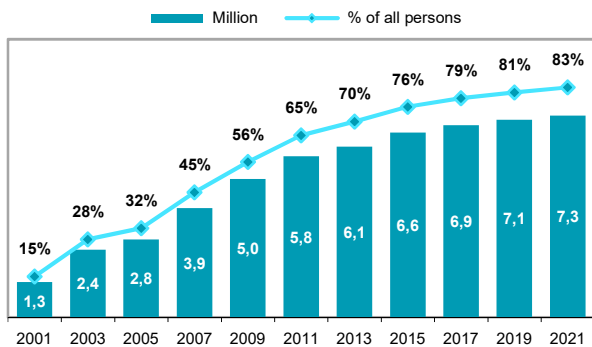
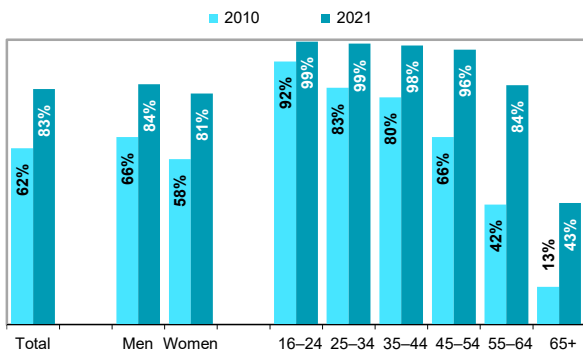


Figure C4 Internet users by gender and age

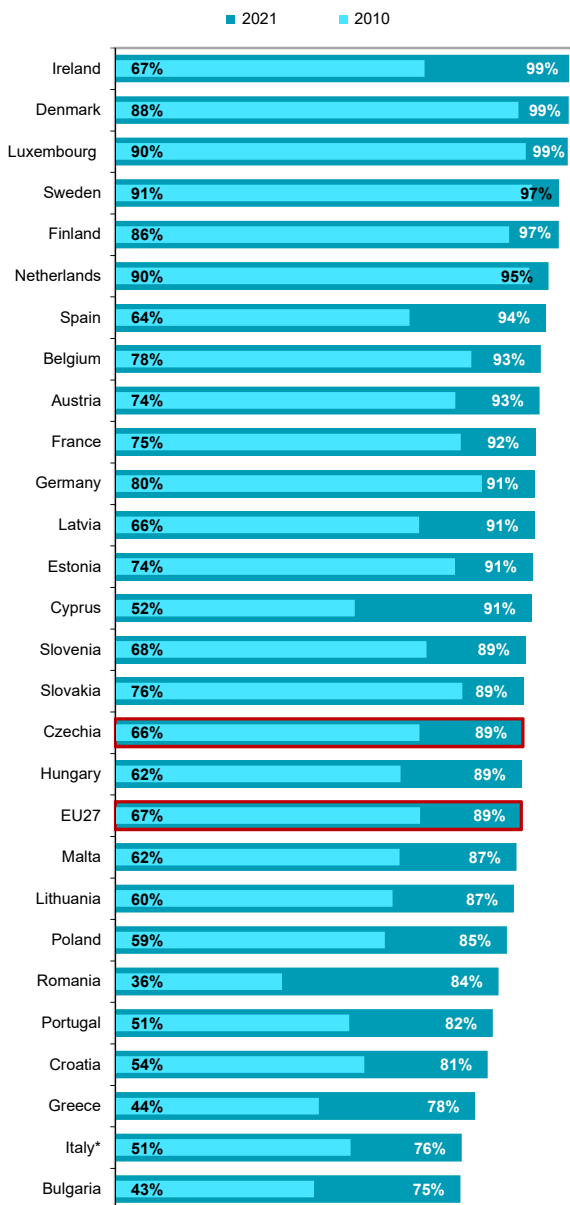


as a percentage of all persons in a given socio-demographic group

Source: Czech Statistical Office, ICT use survey in households

C Persons and ICT

Figure C5 Persons aged 16–74 years in EU countries using the internet



* data for 2020

Source: Eurostat

C Persons and ICT

Tab. C3 Persons in Czechia using a mobile phone to access the internet

	Percentage		
	2010	2015	2021
Total (aged 16+)	4,0	37,0	72,1
Men	5,4	41,7	73,3
Women	2,7	32,5	71,0
Age group (years)			
16–24	9,7	77,1	98,3
25–34	6,2	68,0	96,8
35–44	5,2	48,6	94,0
45–54	2,7	28,1	86,3
55–64	0,9	14,2	65,8
65+	0,4	3,1	21,8
Education attainment (aged 25–64)			
Primary	-	15,5	65,0
Secondary without A-level examination	1,5	27,9	77,2
Secondary with A-level examination	5,4	43,4	91,7
Tertiary	8,9	68,3	96,1

as a percentage of all persons in a given socio-demographic group

Figure C6 Persons aged 16+ using a mobile phone to access the internet

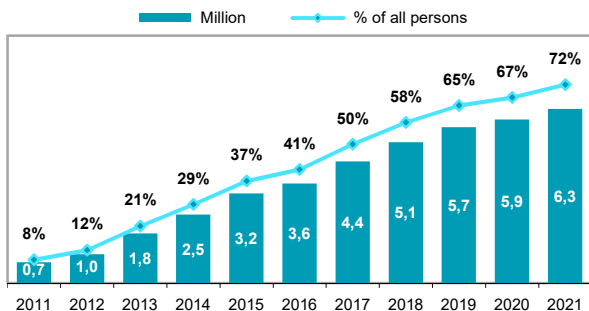
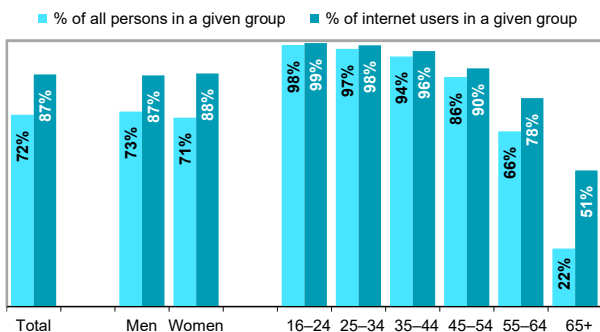


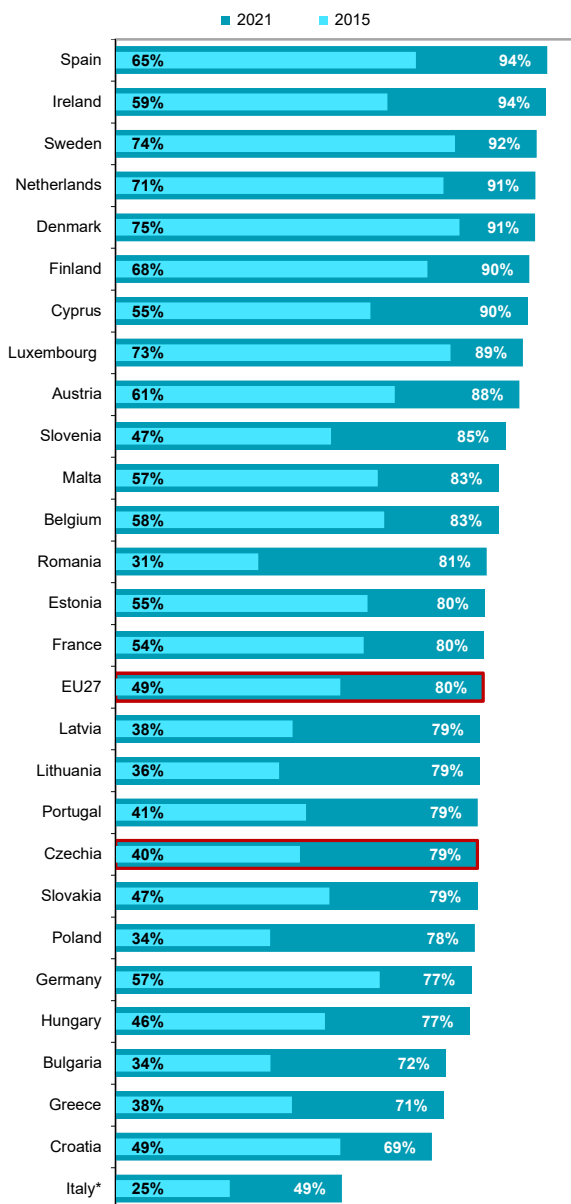
Figure C7 Use of a mobile phone to access the internet by gender and age; 2021



Source: Czech Statistical Office, ICT use survey in households

C Persons and ICT

Figure C8 Persons aged 16–74 years in EU countries using a mobile phone to access the internet



* data for 2019

Source: Eurostat

C Persons and ICT

Table C4 Type of connection used by persons in Czechia to access the internet on a mobile phone; 2021

	Percentage		
	Mobile (e.g. LTE)	Wireless (WiFi)	WiFi only
Total (aged 16+)	62,3	69,6	9,8
Men	64,4	71,0	8,9
Women	60,4	68,4	10,6
Age group (years)			
16–24	86,9	96,7	11,4
25–34	89,6	93,7	7,2
35–44	83,4	91,3	10,6
45–54	74,2	84,1	12,1
55–64	52,6	62,8	13,2
65+	15,7	19,7	6,2
Education attainment (aged 25–64)			
Primary	48,1	59,6	16,9
Secondary without A-level examination	64,2	72,7	12,9
Secondary with A-level examination	80,9	89,9	10,8
Tertiary	89,8	95,0	6,3

as a percentage of all persons in a given socio-demographic group

Figure C9 Persons aged 16+ using a mobile network (e.g. LTE) to access the internet on a mobile phone

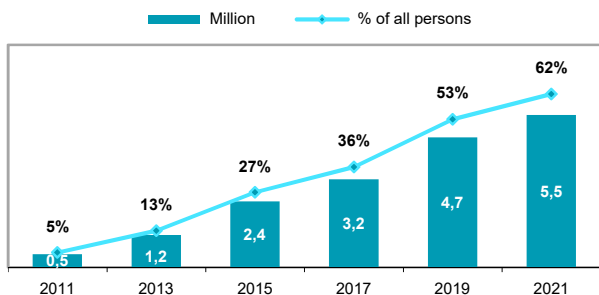
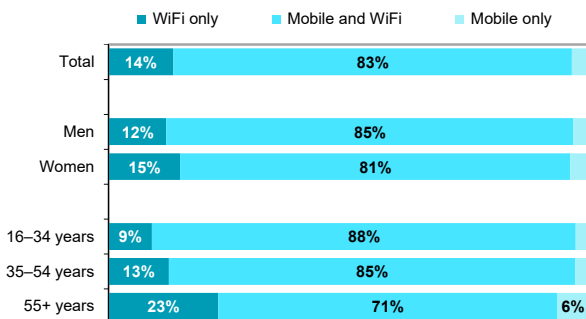


Figure C10 Internet use on a mobile phone by type of connection; 2021



Source: Czech Statistical Office, ICT use survey in households

C Persons and ICT

Figure C11 Persons aged 16–29 years in EU countries using a mobile phone to access the internet; 2021

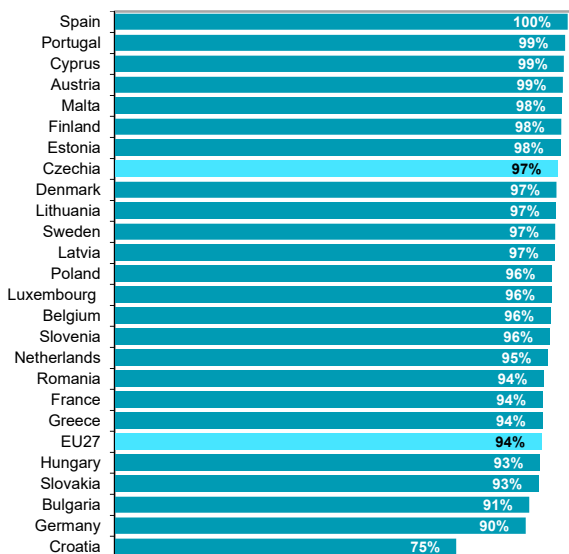
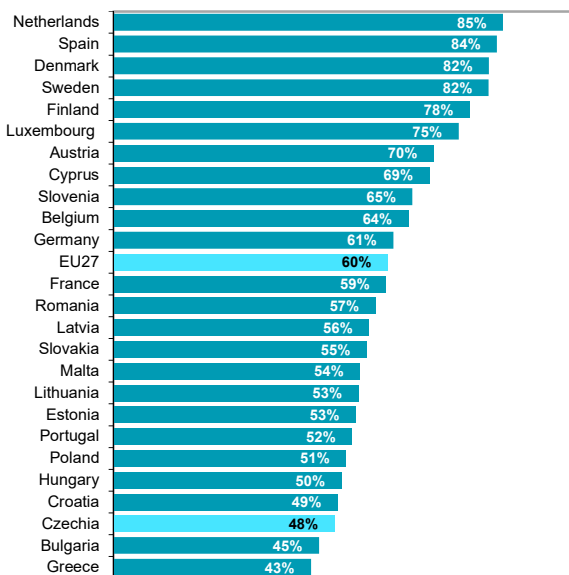


Figure C12 Persons aged 55–74 years in EU countries using a mobile phone to access the internet; 2021



Source: Eurostat

C Persons and ICT

Table C5 Persons in Czechia using computers to access the internet; 2021

	Percentage		
	Laptop	Desktop	Tablet
Total (aged 16+)	61,7	40,7	25,1
Men	62,7	43,3	25,1
Women	60,8	38,1	25,1
Age group (years)			
16–24	85,0	38,3	42,4
25–34	82,1	43,8	37,2
35–44	77,1	52,2	37,6
45–54	73,4	51,6	22,8
55–64	54,8	46,2	16,9
65+	22,6	19,0	7,3
Education attainment (aged 25–64)			
Primary	43,3	21,8	14,9
Secondary without A-level examination	57,2	35,5	21,5
Secondary with A-level examination	79,3	55,5	28,7
Tertiary	90,0	64,0	43,2

as a percentage of all persons in a given socio-demographic group

Figure C13 Use of laptop computer to access the internet by gender and age; 2021

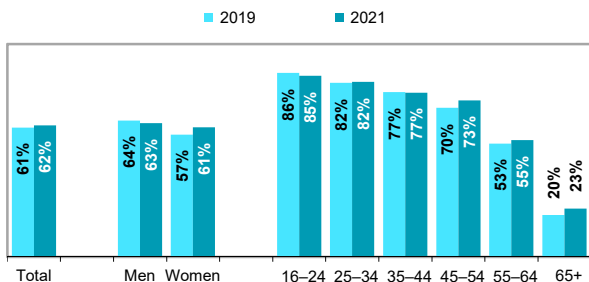
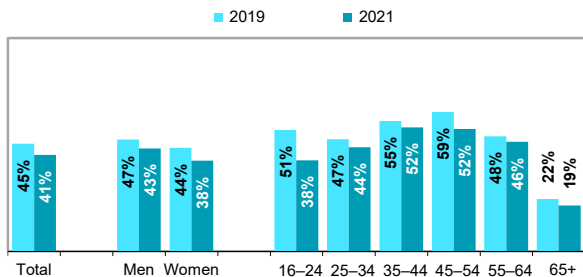


Figure C14 Use of desktop computer to access the internet by gender and age; 2021



as a percentage of all persons in a given socio-demographic group

Source: Czech Statistical Office, ICT use survey in households

C Persons and ICT

Figure C15 Persons aged 16–74 years in EU countries using laptop computer to access the internet; 2021

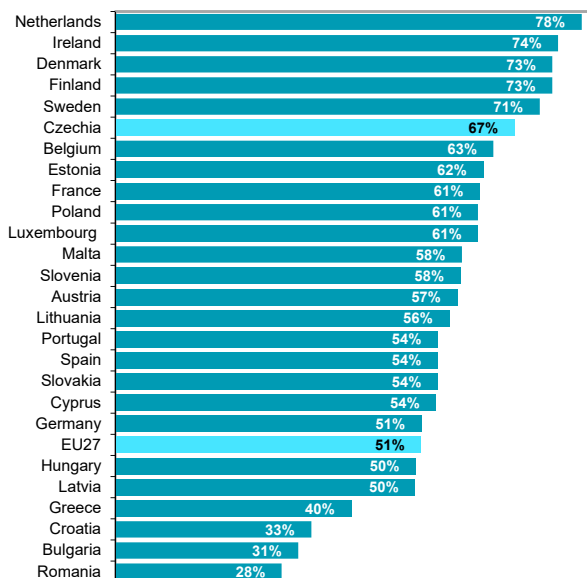
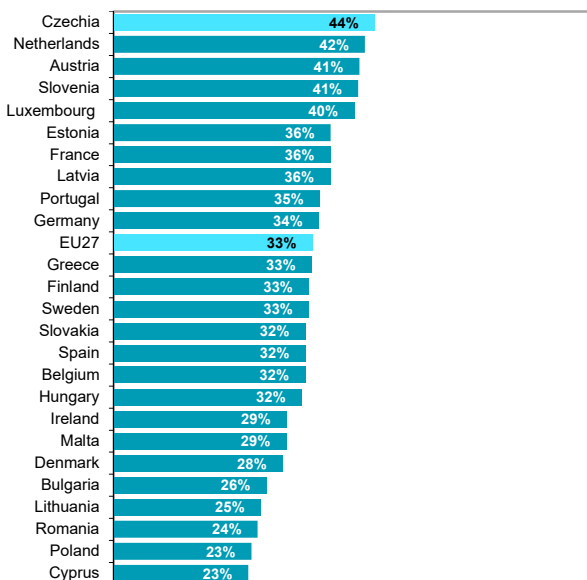


Figure C16 Persons aged 16–74 years in EU countries using desktop computer to access the internet; 2021



C Persons and ICT

Table C6 Persons in Czechia using social networks

	Percentage		
	2010	2015	2021
Total (aged 16+)	9,4	37,4	56,3
Men	10,5	37,6	54,4
Women	8,3	37,3	58,0
Age group (years)			
16–24	30,6	88,7	95,4
25–34	16,2	72,3	92,9
35–44	7,2	46,9	75,7
45–54	4,5	23,9	59,9
55–64	1,2	10,1	37,6
65+	0,4	3,3	10,6
Education attainment (aged 25–64)			
Primary	2,6	15,8	55,1
Secondary without A-level examination	4,0	30,2	56,3
Secondary with A-level examination	10,3	43,9	70,3
Tertiary	13,7	55,3	79,4

as a percentage of all persons in a given socio-demographic group

Figure C17 Persons aged 16+ using social networks

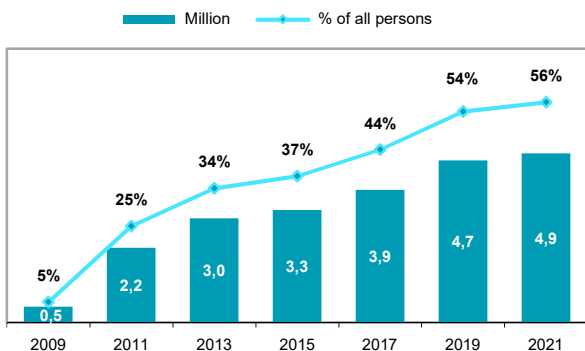
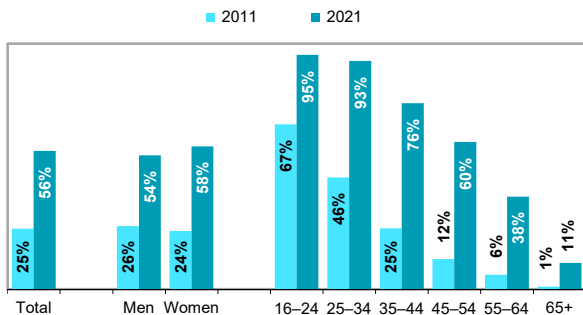


Figure C18 Use of social networks by gender and age



as a percentage of all persons in a given socio-demographic group

Source: Czech Statistical Office, ICT use survey in households

C Persons and ICT

Figure C19 Persons aged 16–74 years in EU countries using social networks; 2021

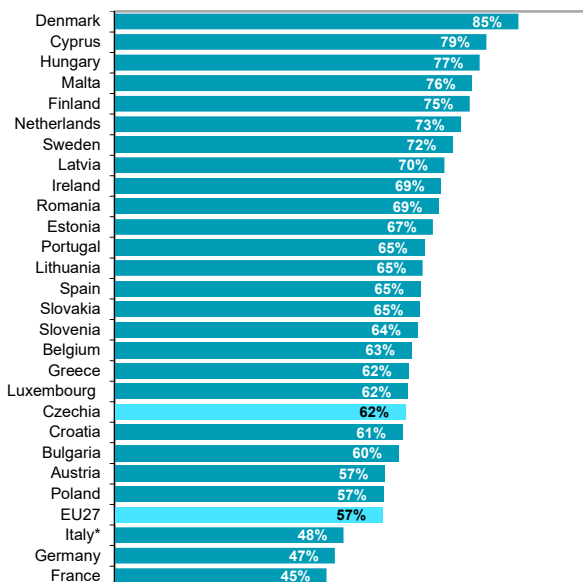
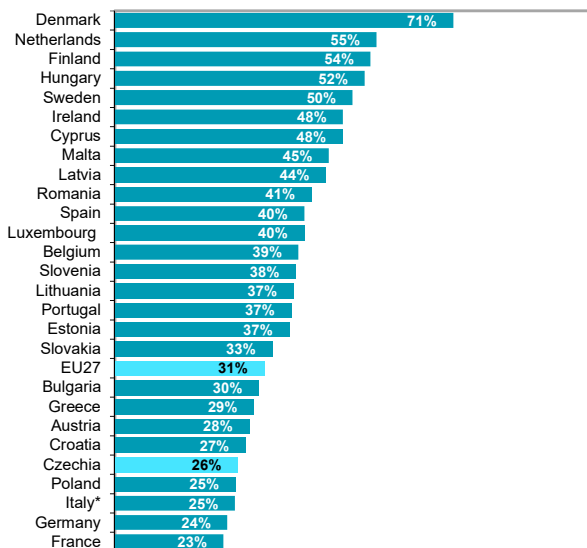


Figure C20 Persons aged 55–74 years in EU countries using social networks; 2021



* data for 2020

Source: Eurostat

C Persons and ICT

Table C7 Persons in Czechia using the internet for selected activities related to travelling; 2021

	Percentage		
	Searching info about travelling	Purchasing accommodation	Purchasing travel tickets
Total (aged 16+)	43,9	7,2	6,9
Men	43,7	6,9	6,1
Women	44,1	7,4	7,6
Age group (years)			
16–24	50,6	6,2	18,7
25–34	65,9	12,0	14,0
35–44	58,8	12,2	6,5
45–54	50,1	8,2	4,9
55–64	39,0	4,7	3,8
65+	14,0	1,3	1,2
Education attainment (aged 25–64)			
Primary	28,9	3,8	1,1
Secondary without A-level examination	38,3	3,7	2,5
Secondary with A-level examination	57,8	10,1	7,1
Tertiary	75,0	17,7	15,4

as a percentage of all persons in a given socio-demographic group

Figure C21 Persons aged 16+ using the internet for searching information about travel and accommodation

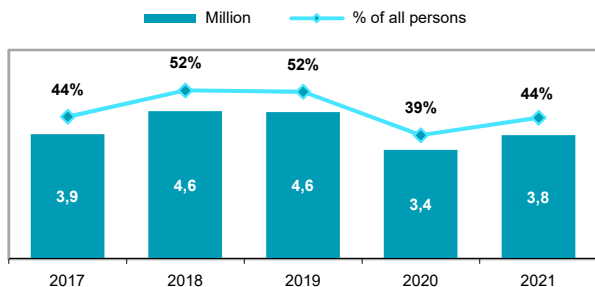
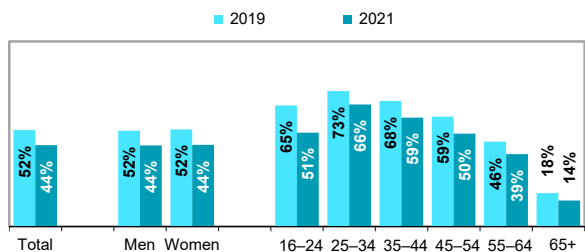


Figure C22 Internet use for searching information about travel and accommodation by gender and age



as a percentage of all persons in a given socio-demographic group

Source: Czech Statistical Office, ICT use survey in households

C Persons and ICT

Figure C23 Persons aged 16–74 years in EU countries purchasing travel tickets on the internet; 2021

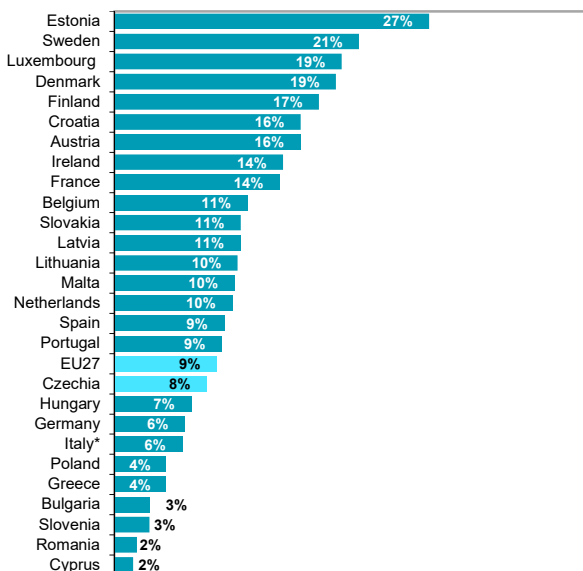
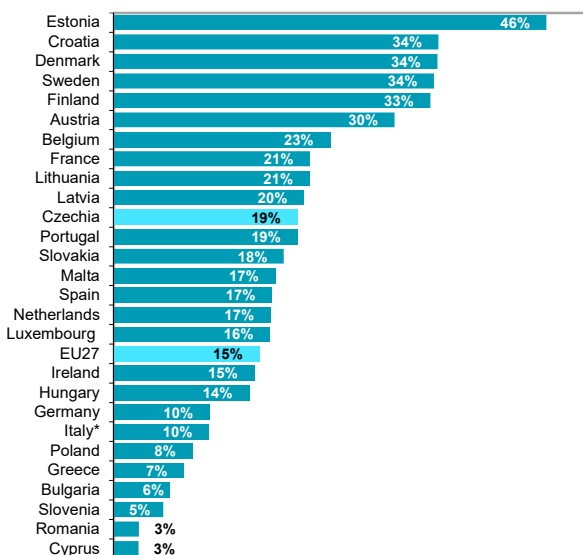


Figure C24 Persons aged 16–29 years in EU countries purchasing travel tickets on the internet; 2021



* data for 2020

Source: Eurostat

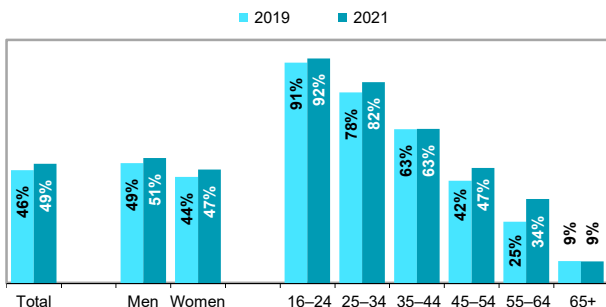
C Persons and ICT

Table C8 Persons in Czechia using the internet for selected entertainment activities; 2021

	Percentage		
	Reading news sites	Listening to music	Playing games
Total (aged 16+)	75,7	48,9	19,7
Men	78,0	51,4	26,5
Women	73,6	46,6	13,3
Age group (years)			
16–24	86,7	92,3	56,8
25–34	89,7	82,5	34,5
35–44	90,0	63,3	23,5
45–54	90,6	47,2	14,2
55–64	78,1	34,4	8,6
65+	38,6	8,8	2,9
Education attainment (aged 25–64)			
Primary	65,6	39,3	21,7
Secondary without A-level examination	81,8	43,1	19,0
Secondary with A-level examination	91,0	60,6	19,2
Tertiary	95,3	74,9	22,9

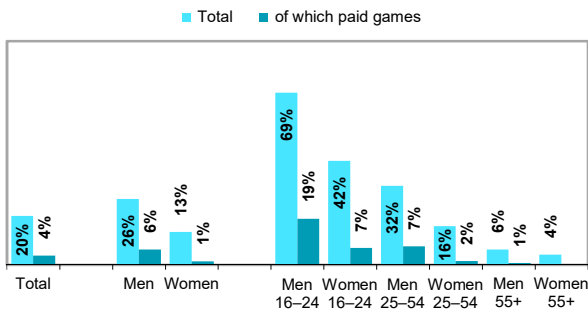
as a percentage of all persons in a given socio-demographic group

Figure C25 Listening to music online by gender and age



as a percentage of all persons in a given socio-demographic group

Figure C26 Playing games online by gender and age; 2021



Source: Czech Statistical Office, ICT use survey in households

C Persons and ICT

Figure C27 Persons aged 16–74 years in EU countries reading news sites on the internet; 2021

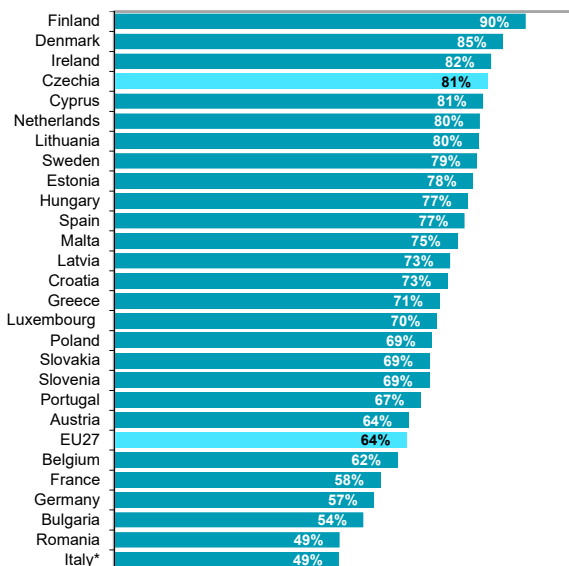
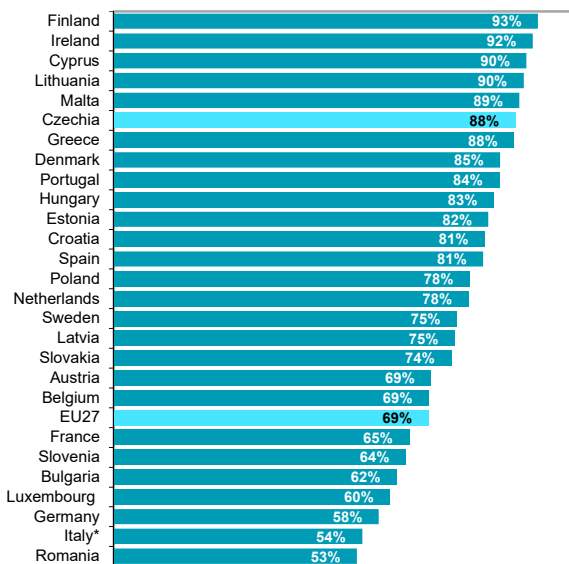


Figure C28 Persons aged 16–29 years in EU countries reading news sites on the internet; 2021



* data for 2020

Source: Eurostat

C Persons and ICT

Table C9 Persons in Czechia using the internet for watching TV programmes, movies or videos; 2021

	Percentage		
	Total	Via YouTube or similar sharing sites	Video on Demand
Total (aged 16+)	63,2	58,2	15,4
Men	65,7	60,7	16,3
Women	60,9	55,9	14,5
Age group (years)			
16–24	94,7	93,3	25,5
25–34	91,8	88,1	29,0
35–44	82,3	76,6	22,3
45–54	69,5	62,9	14,7
55–64	53,1	46,4	9,4
65+	18,9	14,3	1,4
Education attainment (aged 25–64)			
Primary	54,5	51,4	10,1
Secondary without A-level examin.	62,1	55,9	10,9
Secondary with A-level examination	79,7	73,5	18,3
Tertiary	89,0	83,9	33,4

as a percentage of all persons in a given socio-demographic group

Figure C29 Watching video content online by gender and age

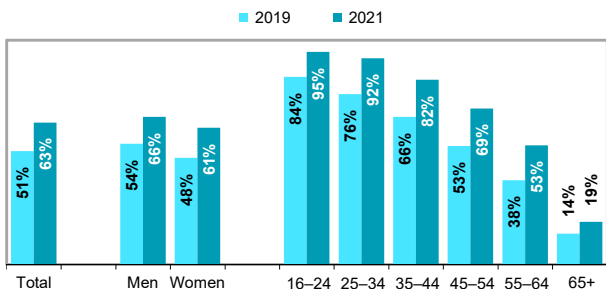
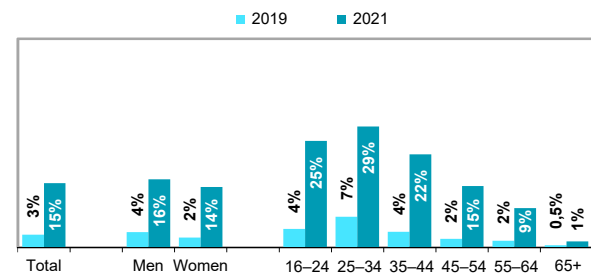


Figure C30 Watching Video on Demand via Netflix, HBO GO or similar commercial services by gender and age

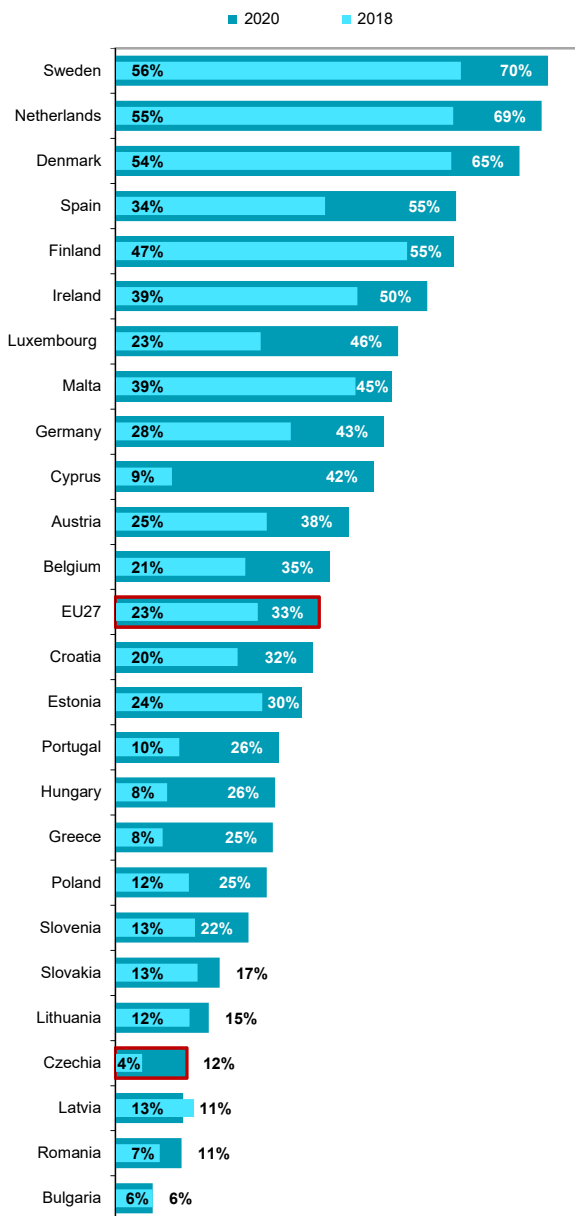


as a percentage of all persons in a given socio-demographic group

Source: Czech Statistical Office, ICT use survey in households

C Persons and ICT

Figure C31 Persons aged 16–74 years in EU countries watching Video on Demand via Netflix, HBO GO or similar commercial services



Source: Eurostat

C Persons and ICT

Table C10 Persons in Czechia using internet banking

	Percentage		
	2010	2015	2021
Total (aged 16+)	21,1	44,9	66,8
Men	24,4	47,0	67,6
Women	18,1	43,0	66,1
Age group (years)			
16–24	17,7	36,1	68,0
25–34	36,6	68,4	90,5
35–44	32,7	68,5	86,7
45–54	24,4	54,8	81,3
55–64	10,9	33,4	66,6
65+	2,7	10,2	25,2
Education attainment (aged 25–64)			
Primary	4,5	22,0	44,4
Secondary without A-level examination	14,2	51,4	70,1
Secondary with A-level examination	34,7	75,5	89,0
Tertiary	53,4	88,6	95,9

as a percentage of all persons in a given socio-demographic group

Figure C32 Persons aged 16+ using internet banking

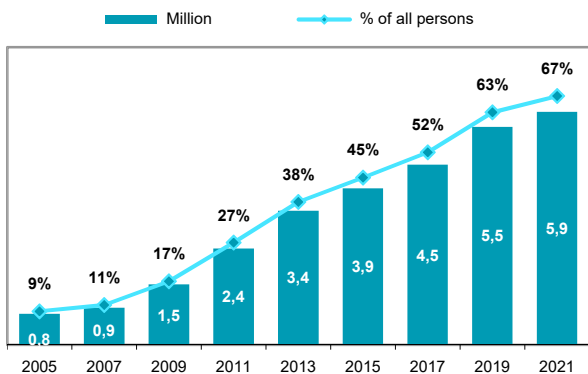
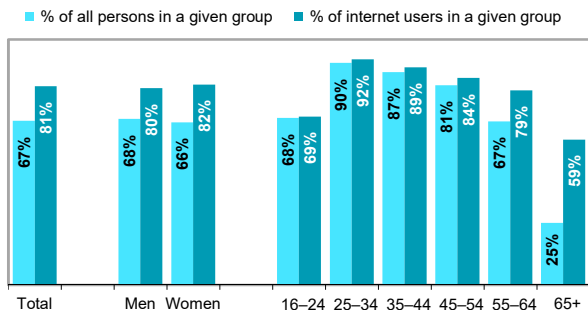


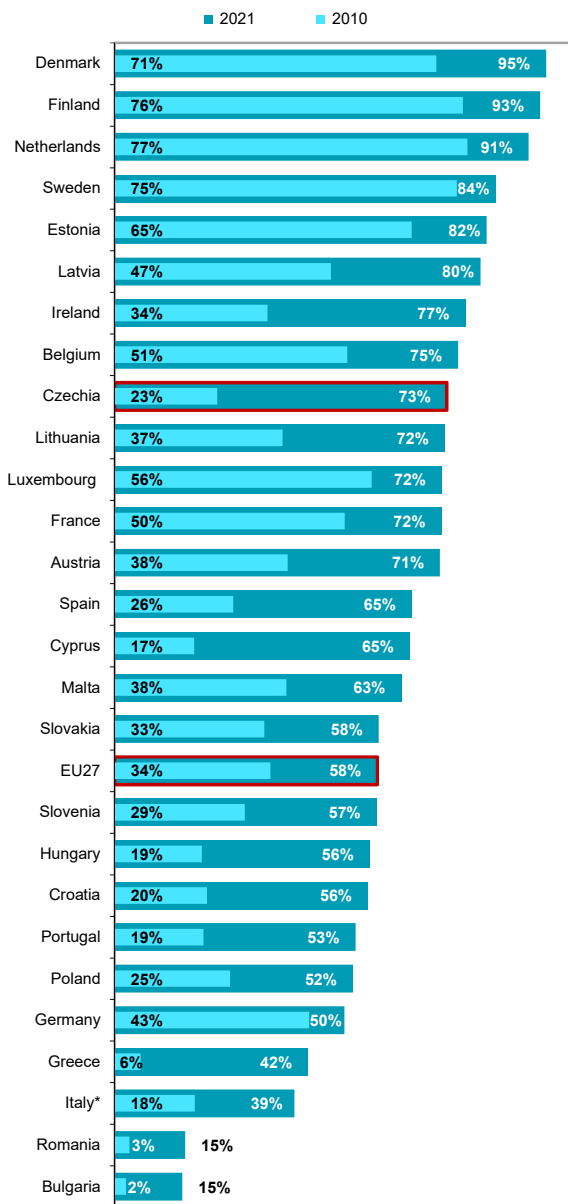
Figure C33 Internet banking use by gender and age; 2021



Source: Czech Statistical Office, ICT use survey in households

C Persons and ICT

Figure C34 Persons aged 16–74 years in EU countries using internet banking



* data for 2020

Source: Eurostat

C Persons and ICT

Table C11 Persons in Czechia performing selected security activities on the internet; 2021

	Percentage	
	Requesting the deletion of personal data	Change of browser settings to limit cookies
Total (aged 16+)	11,0	22,2
Men	12,0	26,1
Women	10,2	18,6
Age group (years)		
16–24	14,5	30,1
25–34	18,6	39,1
35–44	14,8	32,2
45–54	12,7	23,1
55–64	8,2	15,2
65+	2,5	4,3
Education attainment (aged 25–64)		
Primary	3,1	7,9
Secondary without A-level examination	8,1	14,1
Secondary with A-level examination	15,1	29,6
Tertiary	21,9	48,2

as a percentage of all persons in a given socio-demographic group

Figure C35 Persons who changed internet browser settings to prevent or limit cookies; 2021

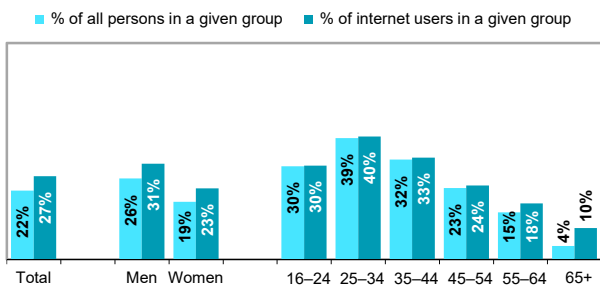
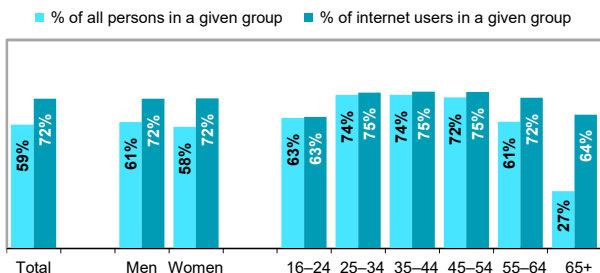


Figure C36 Persons having concerns about online activities being recorded to provide tailored advertising; 2021



Source: Czech Statistical Office, ICT use survey in households

C Persons and ICT

Figure C37 Persons aged 16–74 years in EU countries who requested the deletion of personal data on the internet; 2021

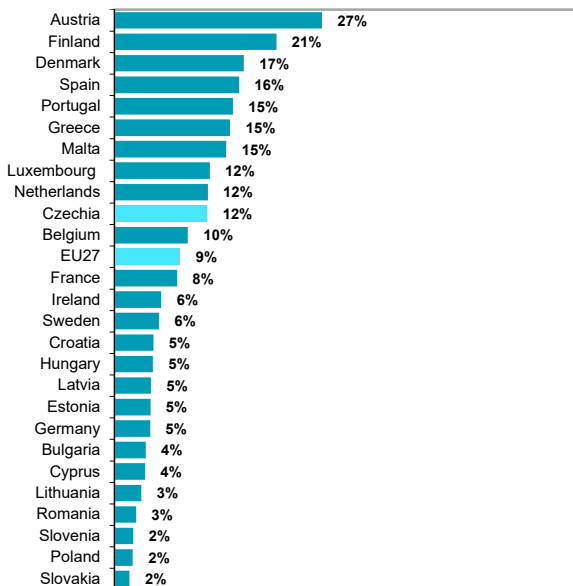
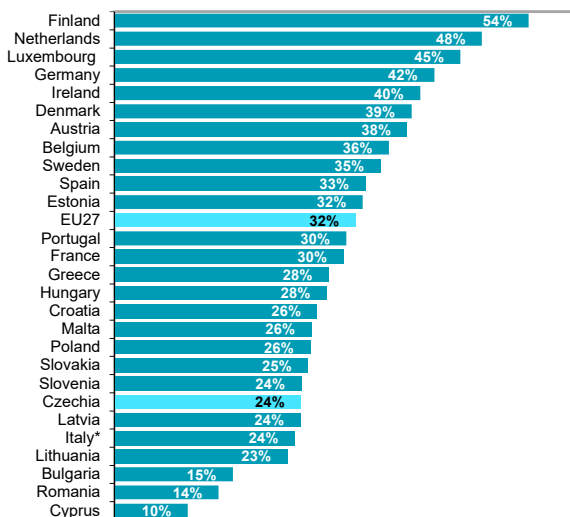


Figure C38 Persons aged 16–74 years in EU countries who changed browser settings to limit cookies; 2021



* data for 2020

Source: Eurostat

C Persons and ICT

Table C12 Persons in Czechia purchasing on the internet

	Percentage		
	2010	2015	2021
Total (aged 16+)	13,6	24,3	57,5
Men	15,0	23,5	55,7
Women	12,4	25,0	59,1
Age group (years)			
16–24	21,4	36,3	73,5
25–34	24,0	41,9	83,2
35–44	18,2	34,2	78,2
45–54	11,5	22,4	65,4
55–64	5,4	13,9	49,1
65+	1,8	3,8	17,7
Education attainment (aged 25–64)			
Primary	3,2	5,7	43,5
Secondary without A-level examination	8,0	18,1	50,8
Secondary with A-level examination	20,5	34,0	77,6
Tertiary	29,0	46,3	89,4

as a percentage of all persons in a given socio-demographic group

Figure C39 Persons aged 16+ purchasing on the internet

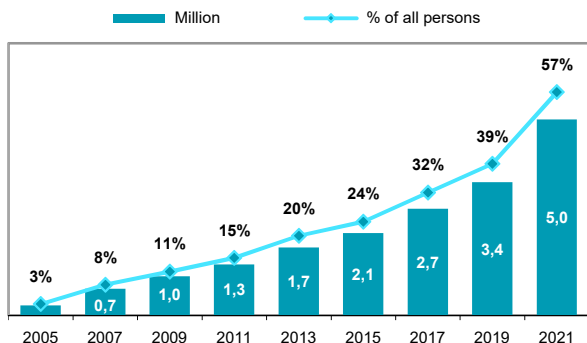
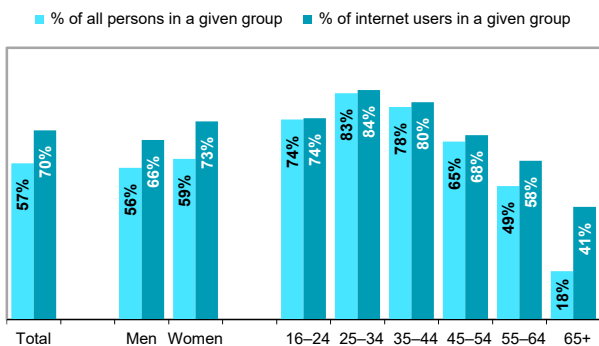


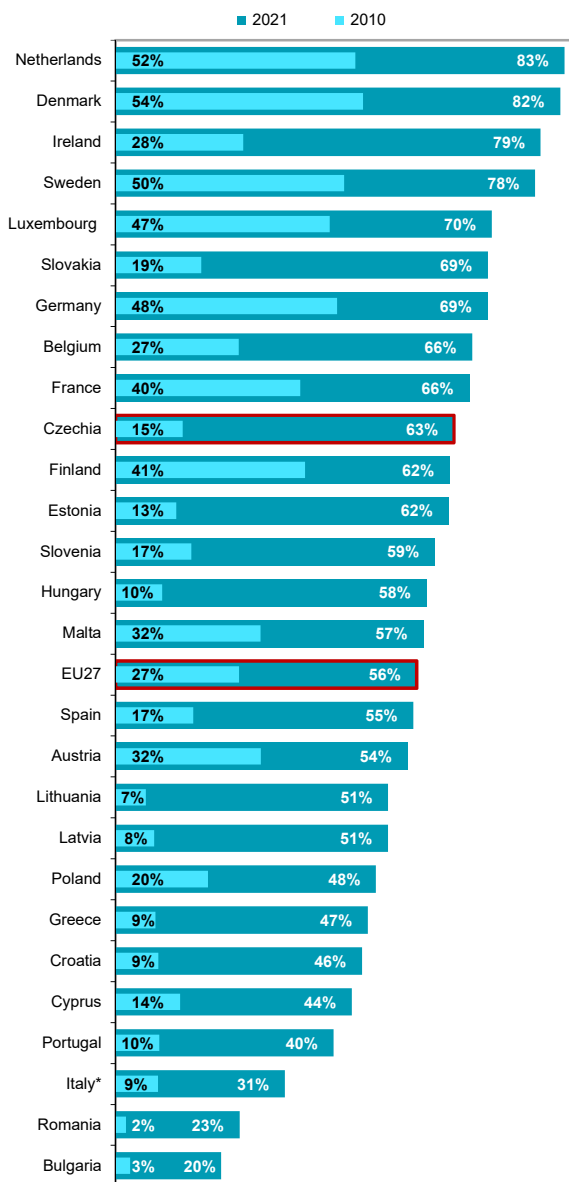
Figure C40 Online purchases by gender and age; 2021



Source: Czech Statistical Office, ICT use survey in households

C Persons and ICT

Figure C41 Persons aged 16–74 in EU countries purchasing on the internet



* data for 2020

Source: Eurostat

C Persons and ICT

Table C13 Persons in Czechia who purchased on the internet selected goods; 2021

	Percentage		
	Clothes, shoes	Food or beverages	Meals from restaurants
Total (aged 16+)	38,9	14,5	20,4
Men	28,8	11,5	21,5
Women	48,5	17,2	19,3
Age group (years)			
16–24	53,8	10,9	34,9
25–34	62,9	21,7	37,9
35–44	57,4	25,0	30,7
45–54	44,0	16,4	18,6
55–64	26,5	11,2	11,2
65+	7,2	3,8	2,2
Education attainment (aged 25–64)			
Primary	26,5	4,6	16,3
Secondary without A-level examination	31,9	9,5	12,7
Secondary with A-level examination	54,8	19,8	26,8
Tertiary	66,3	34,3	40,6

as a percentage of all persons in a given socio-demographic group

Figure C42 Persons who purchased on the internet clothes, shoes or accessories

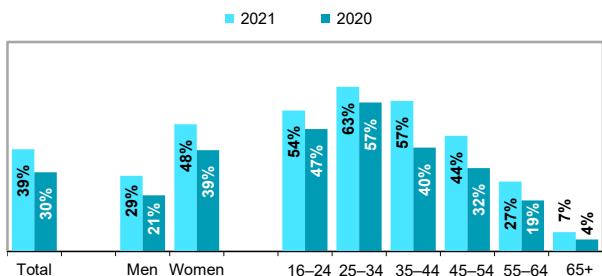
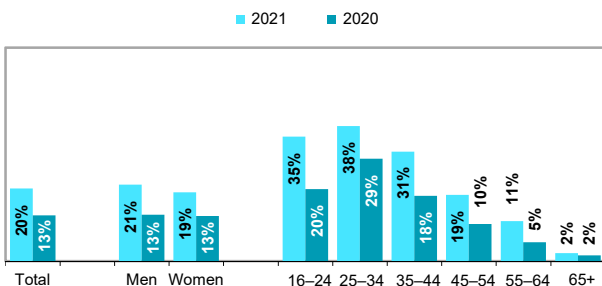


Figure C43 Persons who purchased on the internet meals from restaurants



Source: Czech Statistical Office, ICT use survey in households

C Persons and ICT

Figure C44 Persons aged 16–74 years in EU countries purchasing clothes, shoes or accessories online; 2021

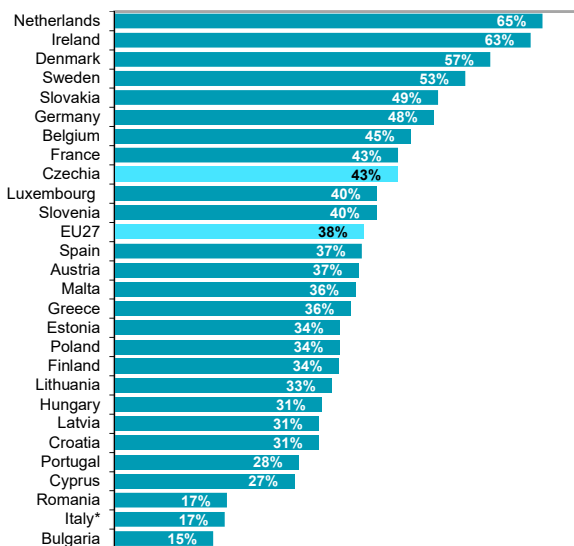
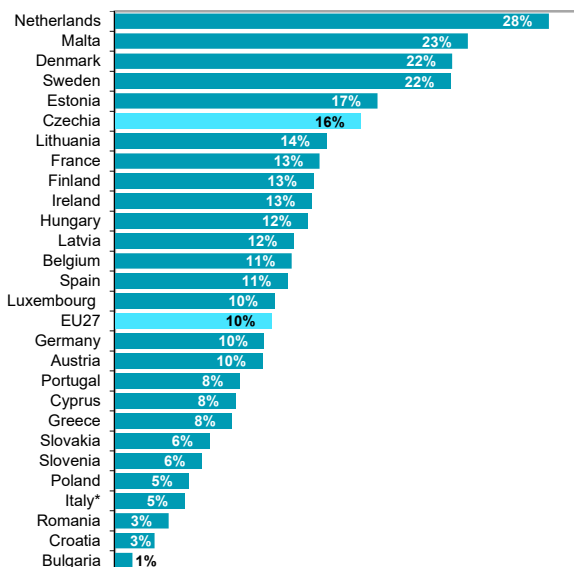


Figure C45 Persons aged 16–74 years in EU countries purchasing food or beverages from stores online; 2021



* data for 2020

Source: Eurostat

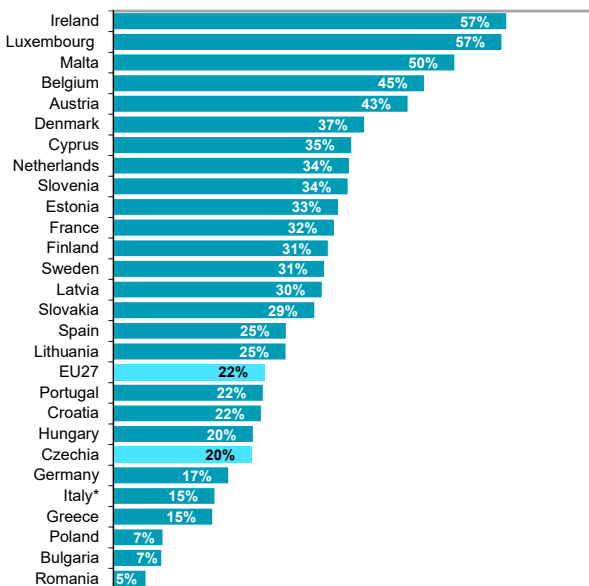
C Persons and ICT

Table C14 Persons in Czechia purchasing on the internet by country of origin of the seller; 2021

	Percentage		
	National sellers	Foreign sellers	
		from other EU countries	from countries out of EU
Total (aged 16+)	49,7	15,1	8,3
Men	47,4	13,2	8,4
Women	51,8	16,8	8,1
Age group (years)			
16–24	58,4	24,0	18,5
25–34	71,7	26,2	16,2
35–44	68,6	22,2	9,5
45–54	57,1	14,7	7,3
55–64	43,1	9,6	4,7
65+	16,0	2,5	1,0
Education attainment (aged 25–64)			
Primary	33,2	8,9	6,0
Secondary without A-level examination	44,8	10,8	6,5
Secondary with A-level examination	67,7	19,1	9,6
Tertiary	78,2	30,1	14,0

as a percentage of all persons in a given socio-demographic group

Figure C46 Persons aged 16–74 years in EU countries purchasing on the internet from foreign sellers; 2021



* data for 2020

Source: Czech Statistical Office, ICT use survey in households; Eurostat