

## Chapter E: International trade in ICT goods

Goods in the field of information and communication technologies (hereinafter referred to as ICT goods) are defined as goods whose main function is to carry out or enable communication or processing of information, including their recording, transmission and display by electronic means (OECD 2009).

**Statistics on international trade in goods** track actual trade in goods between Czech and foreign entities, i.e. trade where there is a change of ownership between residents and non-residents. For more information see: <https://csu.gov.cz/international-trade-in-goods-change-of-ownership>

These data **differ** from international data published by Eurostat, which publishes within international trade statistics data on physical movement of goods across borders. The international comparison on international trade in ICT goods based on the concept of change of ownership between residents and non-residents is not available.

**Statistics on Cross-border movements of goods** tell exclusively about the physical movement of goods across the borders of the Czech Republic, regardless of whether there is trade between Czech and foreign entities. These data are available for international comparison and in a more detailed breakdown, however, they do not indicate the actual trade in these goods. For more information see: <https://csu.gov.cz/cross-border-movements-of-goods>

More detailed information on the issue of the dual concept of international trade can be found on the link: [https://csu.gov.cz/2-vzonu\\_m](https://csu.gov.cz/2-vzonu_m).

The main link to CZSO International trade statistics is available here: <https://csu.gov.cz/international-trade-in-goods-change-of-ownership>.

**The list of ICT goods** was first defined in 2003 by the OECD according to the International Customs Nomenclature of the **Harmonized Commodity Description** and Coding System of the World Customs Organization of 2002. At present, the list of ICT goods from the HS is based on 2022.

The Czech Statistical Office has grouped individual items of ICT goods defined according to the HS 2022 nomenclature and the **Combined Nomenclature** (CN) of the European Union into the following five main categories:

- **Computer equipment and peripherals,**
- **Communication equipment,**
- **Consumer electronics,**
- **Electronic components,**
- **ICT parts n.e.s.**

Detailed data for **Czechia** comes from External Trade Statistics Database ([https://apl.czso.cz/pli/stazo/STAZO\\_ZO.STAZO](https://apl.czso.cz/pli/stazo/STAZO_ZO.STAZO)) and the Cross-border movements of goods database (<http://apl.czso.cz/pli/stazo/STAZO.STAZO>).

Data for **international comparisons** come from **Eurostat** data sources. Data for international comparisons refer to the reported or nearest available year. More information at: <https://ec.europa.eu/eurostat/web/international-trade-in-goods/overview>

**For further information on ICT external trade see:**  
<https://csu.gov.cz/international-trade-in-ict-goods>

# Chapter E: International trade in ICT goods

Table E.1 International trade in ICT goods in Czechia

CZK million

	2022	2023	2024
<b>Exports of ICT goods, total</b>	<b>336 736</b>	<b>280 713</b>	<b>335 568</b>
Computers and peripheral equipment	147 426	111 395	161 801
Communication equipment	58 437	59 781	67 423
Consumer electronics	50 655	46 630	42 323
Electronic components	31 189	27 926	29 128
ICT parts n.e.s.	49 028	34 981	34 893
<b>% of total goods exports from Czechia</b>	<b>7,6%</b>	<b>6,3%</b>	<b>7,2%</b>
<b>Imports of ICT goods, total</b>	<b>406 026</b>	<b>370 152</b>	<b>431 034</b>
Computers and peripheral equipment	125 220	104 046	131 539
Communication equipment	86 352	92 821	101 919
Consumer electronics	44 333	39 524	42 032
Electronic components	98 728	91 791	100 426
ICT parts n.e.s.	51 392	41 969	55 116
<b>% of total goods imports to Czechia</b>	<b>8,8%</b>	<b>8,6%</b>	<b>9,7%</b>

Chart E.1 International trade in ICT goods in Czechia by commodities in 2024

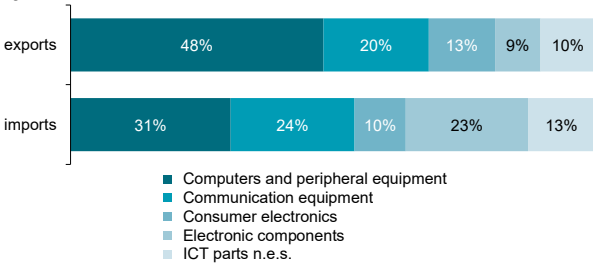


Chart E.2 ICT goods exports from Czechia by countries

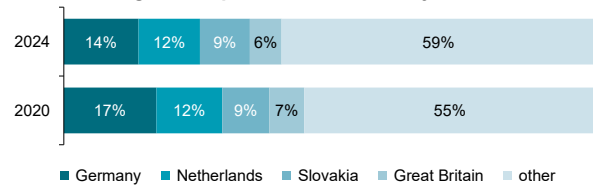
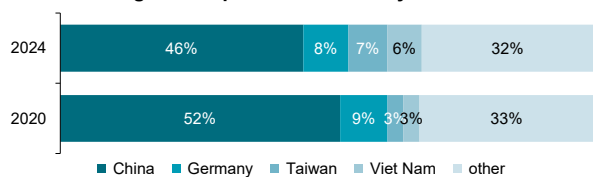


Chart E.3 ICT goods imports to Czechia by countries



n.e.s. = not elsewhere specified

Source: The Czech Statistical Office, International Trade Database

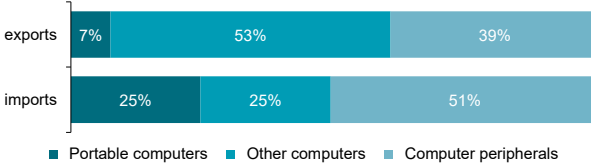
# Chapter E: International trade in ICT goods

**Table E.2 International trade in Computers and peripheral equipment in Czechia**

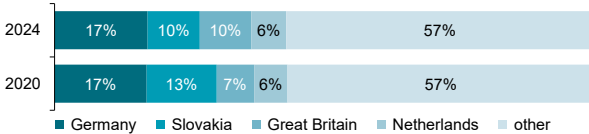
CZK million

	2022	2023	2024
<b>Exports of Computers and p. e., total</b>	<b>147 426</b>	<b>111 395</b>	<b>161 801</b>
Portable computers	10 764	11 993	12 099
Other computers	78 012	54 253	85 877
Computer peripherals, total	58 650	45 149	63 825
Storage units	32 461	12 826	29 286
Sound, video, network and similar cards	13 922	15 513	16 025
Printers, copying or faxing machines	3 703	7 161	8 194
Other input or output peripherals (keyboards, monitors, scanners etc.)	8 564	9 649	10 319
<b>% of total goods exports from Czechia</b>	<b>3,3%</b>	<b>2,5%</b>	<b>3,5%</b>
<b>Imports of Computers and p. e., total</b>	<b>125 220</b>	<b>104 046</b>	<b>131 539</b>
Portable computers	33 080	26 684	32 276
Other computers	34 295	25 624	32 416
Computer peripherals, total	57 845	51 738	66 848
Storage units	21 655	14 734	22 656
Sound, video, network and similar cards	18 301	15 472	20 316
Printers, copying or faxing machines	5 754	7 357	7 650
Other input or output peripherals (keyboards, monitors, scanners etc.)	12 135	14 174	16 226
<b>% of total goods imports to Czechia</b>	<b>2,7%</b>	<b>2,4%</b>	<b>3,0%</b>

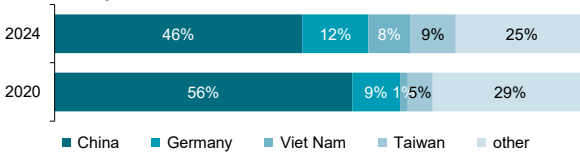
**Chart E.4 International trade in Computers and peripheral equipment in Czechia by commodities in 2024**



**Chart E.5 Computers and peripheral equipment exports from Czechia by countries**



**Chart E.6 Computers and peripheral equipment imports to Czechia by countries**



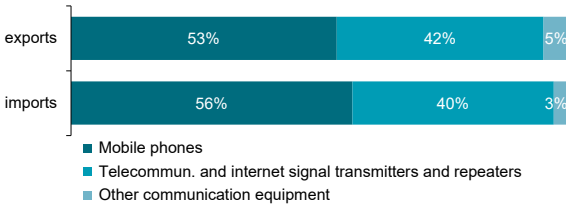
Source: The Czech Statistical Office, International Trade Database

## Chapter E: International trade in ICT goods

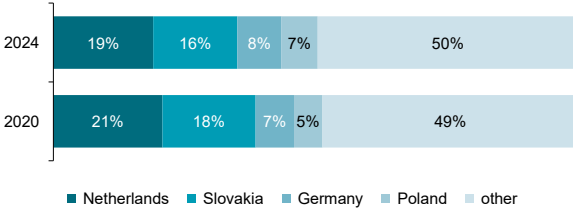
**Table E.3 International trade in Communication equipment in Czechia**

CZK million			
	2022	2023	2024
<b>Exports of Communication equipment, to</b>	<b>58 437</b>	<b>59 781</b>	<b>67 423</b>
Mobile phones	24 568	28 695	35 926
Telecommunication and internet signal transmitters and repeaters	30 615	27 773	27 982
Other communication equipment	3 254	3 313	3 515
<b>% of total goods exports from Czechia</b>	<b>1,3%</b>	<b>1,3%</b>	<b>1,4%</b>
<b>Imports of Communication equipment, to</b>	<b>86 352</b>	<b>92 821</b>	<b>101 919</b>
Mobile phones	48 942	51 204	57 515
Telecommunication and internet signal transmitters and repeaters	34 604	37 784	41 169
Other communication equipment	2 806	3 833	3 235
<b>% of total goods imports to Czechia</b>	<b>1,9%</b>	<b>2,1%</b>	<b>2,3%</b>

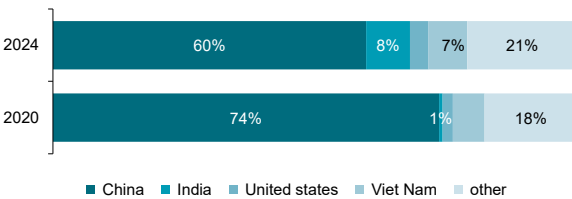
**Chart E.7 International trade in Communication equipment in Czechia by commodities in 2024**



**Chart E.8 Communication equipment exports from Czechia by countries**



**Chart E.9 Communication equipment imports to Czechia by countries**



Source: The Czech Statistical Office, International Trade Database

# Chapter E: International trade in ICT goods

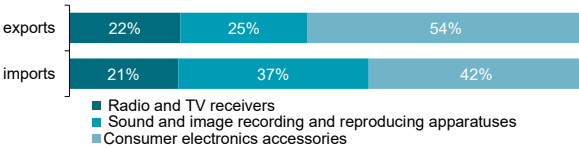
**Table E.4 International trade in Consumer electronics in Czechia**

CZK million

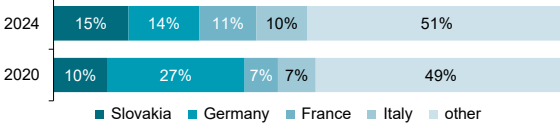
	2022	2023	2024
<b>Exports of Consumer electronics, total</b>	<b>50 655</b>	<b>46 630</b>	<b>42 323</b>
Radio receivers	2 100	4 094	3 429
TV receivers	7 546	4 640	5 703
Digital cameras	3 933	4 880	4 691
Gaming consoles	6 870	6 358	4 985
Other sound and image recording and reproducing apparatuses	2 526	828	760
Non-recorded media	4 325	4 323	4 210
Consumer electronics accessories*	23 354	21 508	18 545
<b>% of total goods exports from Czechia</b>	<b>1,1%</b>	<b>1,0%</b>	<b>0,9%</b>
<b>Imports of Consumer electronics, total</b>	<b>44 333</b>	<b>39 524</b>	<b>42 032</b>
Radio receivers	2 081	762	658
TV receivers	8 991	7 727	8 209
Digital cameras	9 139	9 050	10 793
Gaming consoles	5 787	5 498	3 455
Other sound and image recording and reproducing apparatuses	2 102	1 225	1 306
Non-recorded media	1 639	1 228	1 449
Consumer electronics accessories*	14 595	14 034	16 162
<b>% of total goods imports to Czechia</b>	<b>1,0%</b>	<b>0,9%</b>	<b>0,9%</b>

\* Monitors and projectors; Microphones and stands there for; Loudspeakers; Headphones, earphones and combined microphone/speaker sets; Audio-frequency electric amplifiers; Electric sound amplifier sets

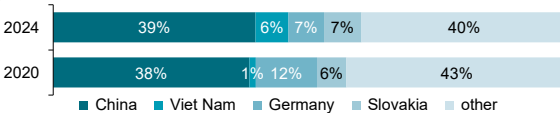
**Chart E.10 International trade in Consumer electronics in Czechia by commodities in 2024**



**Chart E.11 Consumer electronics exports from Czechia by countries**



**Chart E.12 Consumer electronics imports to Czechia by countries**



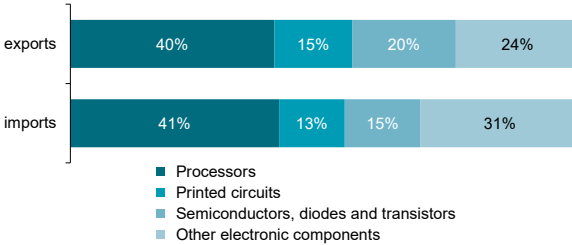
## Chapter E: International trade in ICT goods

**Table E.5 International trade in Electronic components in Czechia**

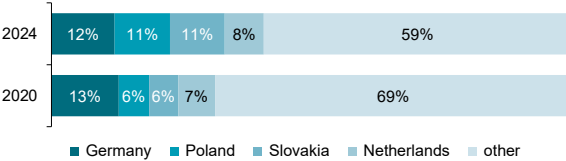
CZK million

	2022	2023	2024
<b>Exports of Electronic components, total</b>	<b>31 189</b>	<b>27 926</b>	<b>29 128</b>
Processors	12 472	10 864	11 672
Printed circuits	4 042	4 525	4 458
Semiconductors, diodes and transistors	7 993	6 734	5 921
Other electronic components	6 683	5 803	7 076
<b>% of total goods exports from Czechia</b>	<b>0,7%</b>	<b>0,6%</b>	<b>0,6%</b>
<b>Imports of Electronic components, total</b>	<b>98 728</b>	<b>91 791</b>	<b>100 426</b>
Processors	36 530	36 085	41 176
Printed circuits	13 307	11 922	12 935
Semiconductors, diodes and transistors	23 880	18 690	15 008
Other electronic components	25 010	25 094	31 308
<b>% of total goods imports to Czechia</b>	<b>2,1%</b>	<b>2,1%</b>	<b>2,3%</b>

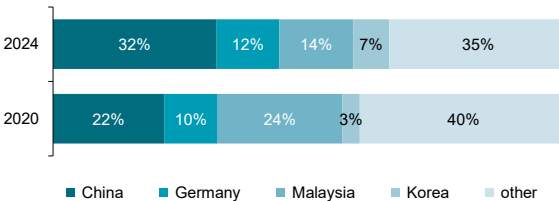
**Chart E.13 International trade in Electronic components in Czechia by commodities in 2024**



**Chart E.14 Electronic components exports from Czechia by countries**



**Chart E.15 Electronic components imports to Czechia by countries**



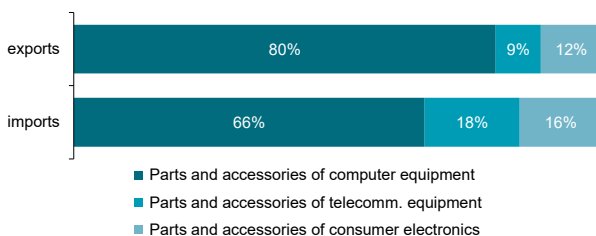
Source: The Czech Statistical Office, International Trade Database

## Chapter E: International trade in ICT goods

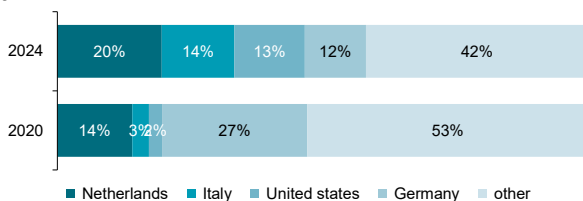
**Table E.6 International trade in ICT parts n.e.s. in Czechia**

	CZK million		
	2022	2023	2024
<b>Exports of ICT parts n.e.s., total</b>	<b>49 028</b>	<b>34 981</b>	<b>34 893</b>
Parts and accessories n.e.s. of:			
computer equipment	41 925	28 925	27 888
telecommunication equipment	1 611	1 818	2 975
consumer electronics	5 492	4 238	4 030
<b>% of total goods exports from Czechia</b>	<b>1,1%</b>	<b>0,8%</b>	<b>0,7%</b>
<b>Imports of ICT parts n.e.s., total</b>	<b>51 392</b>	<b>41 969</b>	<b>55 116</b>
Parts and accessories n.e.s. of:			
computer equipment	25 891	24 236	36 631
telecommunication equipment	8 541	8 296	9 920
consumer electronics	16 960	9 436	8 565
<b>% of total goods imports to Czechia</b>	<b>1,1%</b>	<b>1,0%</b>	<b>1,2%</b>

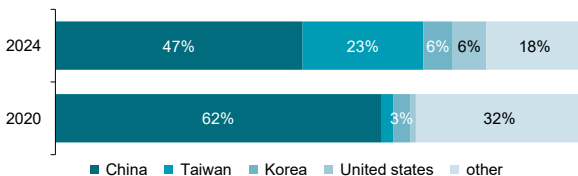
**Chart E.16 International trade in ICT parts n.e.s. in Czechia by commodities in 2024**



**Chart E.17 ICT parts n.e.s. exports from Czechia by countries**



**Chart E.18 ICT parts n.e.s. imports to Czechia by countries**



*n.e.s. = not elsewhere specified*

Source: The Czech Statistical Office, International Trade Database



# Chapter E: International trade in ICT goods

Table E.7 ICT goods exports from Czechia

	CZK million		
	2022	2023	2024
<b>Exports of ICT goods, total</b>	<b>922 515</b>	<b>831 425</b>	<b>996 531</b>
Computers and peripheral equipment	370 735	299 560	393 946
Communication equipment	366 595	364 758	412 718
Consumer electronics	69 392	65 752	74 847
Electronic components	50 629	47 597	57 317
ICT parts n.e.s.	65 164	53 758	57 704

Chart E.19 ICT goods exports from Czechia

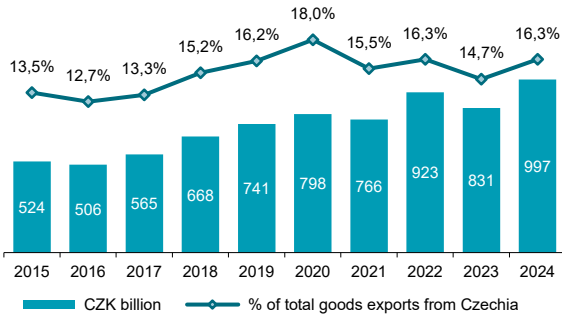


Chart E.20 ICT goods exports from Czechia by commodities

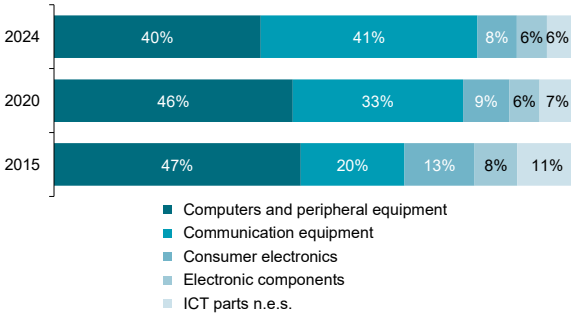
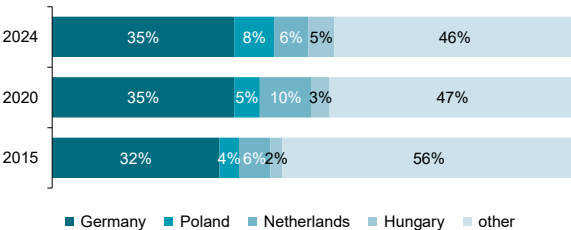


Chart E.21 ICT goods exports from Czechia by countries



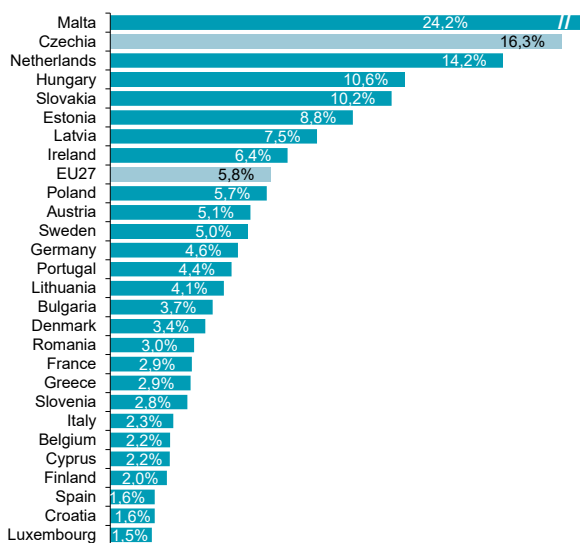
n.e.s. = not elsewhere specified

Source: The Czech Statistical Office, International Trade Database

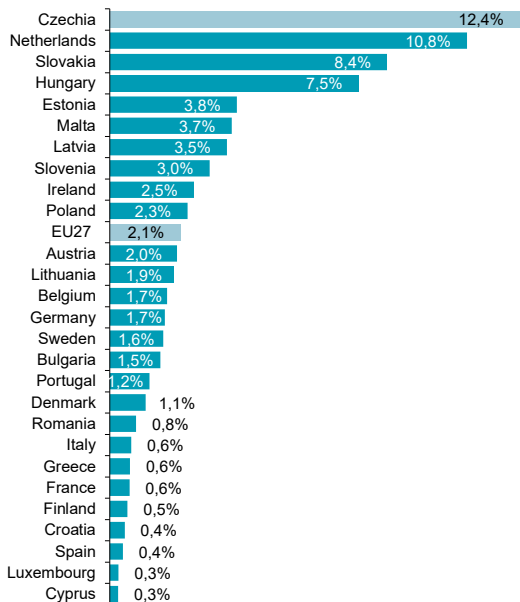
## Chapter E: International trade in ICT goods

**Chart E.22 ICT goods exports in 2024**

(% of total goods exports)



**Chart E.23 ICT goods exports in 2024 (% of GDP)**



Source: Eurostat, International Trade in Goods Database

# Chapter E: International trade in ICT goods

Table E.8 ICT goods imports to Czechia

	CZK million		
	2022	2023	2024
<b>Imports of ICT goods, total</b>	<b>937 430</b>	<b>779 214</b>	<b>913 822</b>
Computers and peripheral equipment	288 730	219 536	277 930
Communication equipment	369 518	327 302	350 932
Consumer electronics	57 481	52 682	63 011
Electronic components	129 916	121 238	144 219
ICT parts n.e.s.	91 785	58 456	77 730

Chart E.24 ICT goods imports to Czechia



Chart E.25 ICT goods imports to Czechia by commodities

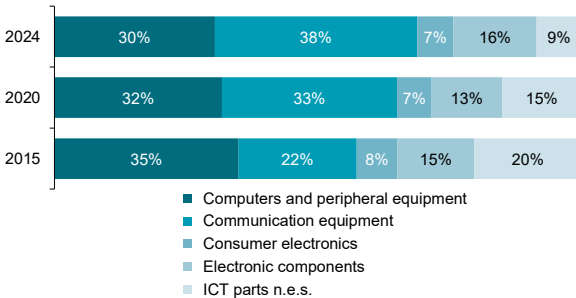
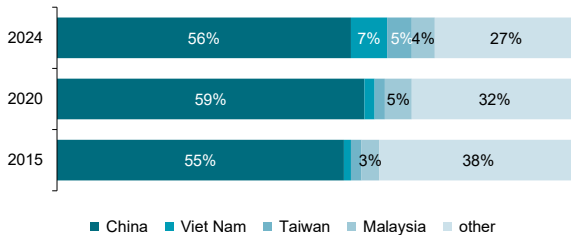


Chart E.26 ICT goods imports to Czechia by countries

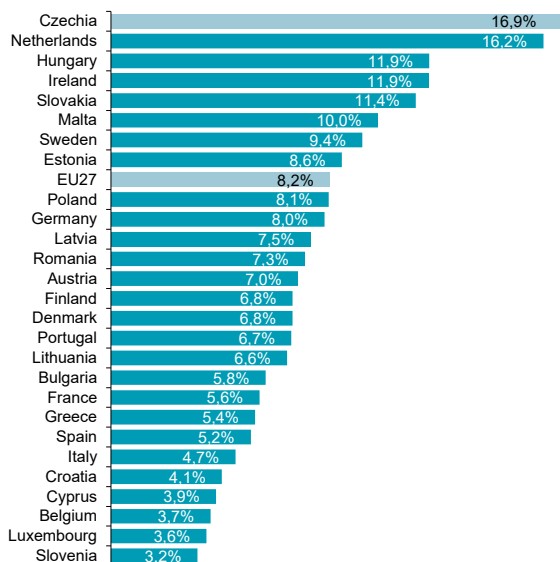


*n.e.s. = not elsewhere specified*

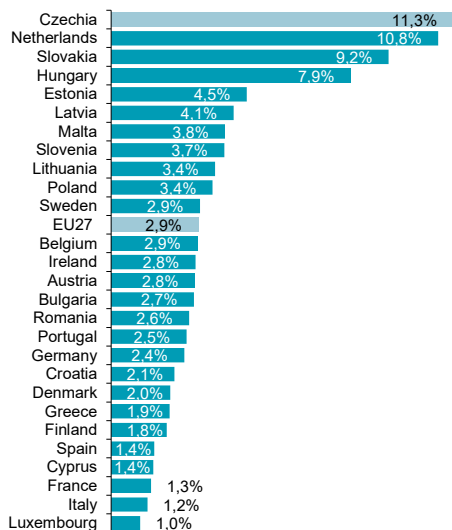
Source: The Czech Statistical Office, International Trade Database

## Chapter E: International trade in ICT goods

**Chart E.27 ICT goods imports in 2024**  
(% of total goods imports)



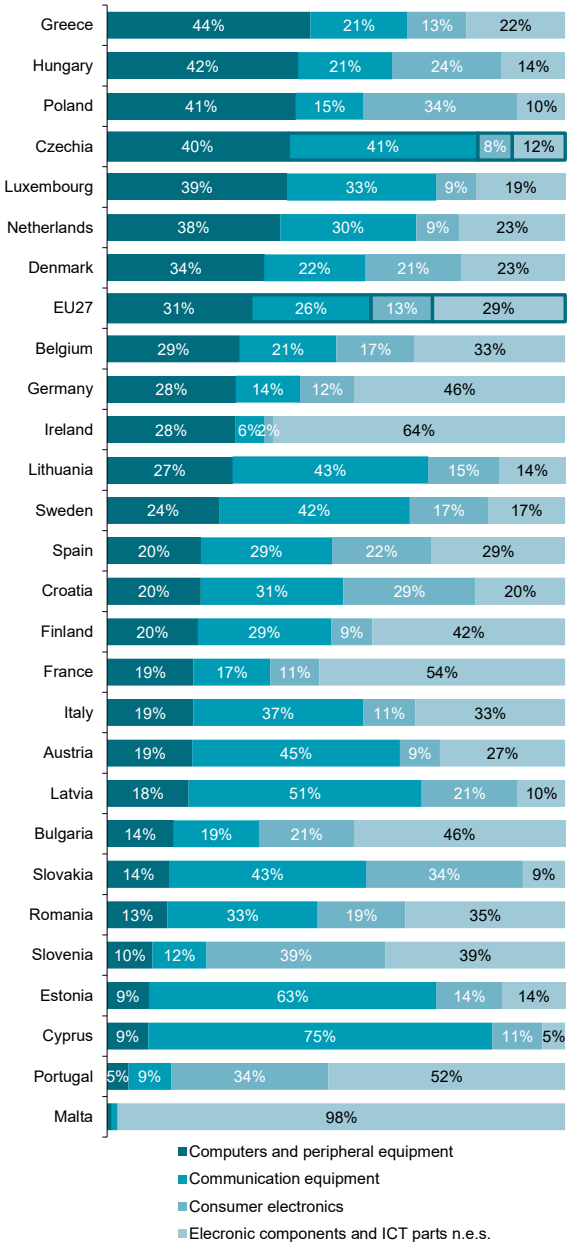
**Chart E.28 ICT goods imports in 2024 (% of GDP)**



Source: Eurostat, International Trade in Goods Database

# Chapter E: International trade in ICT goods

Chart E.29 ICT goods exports by commodities in 2024

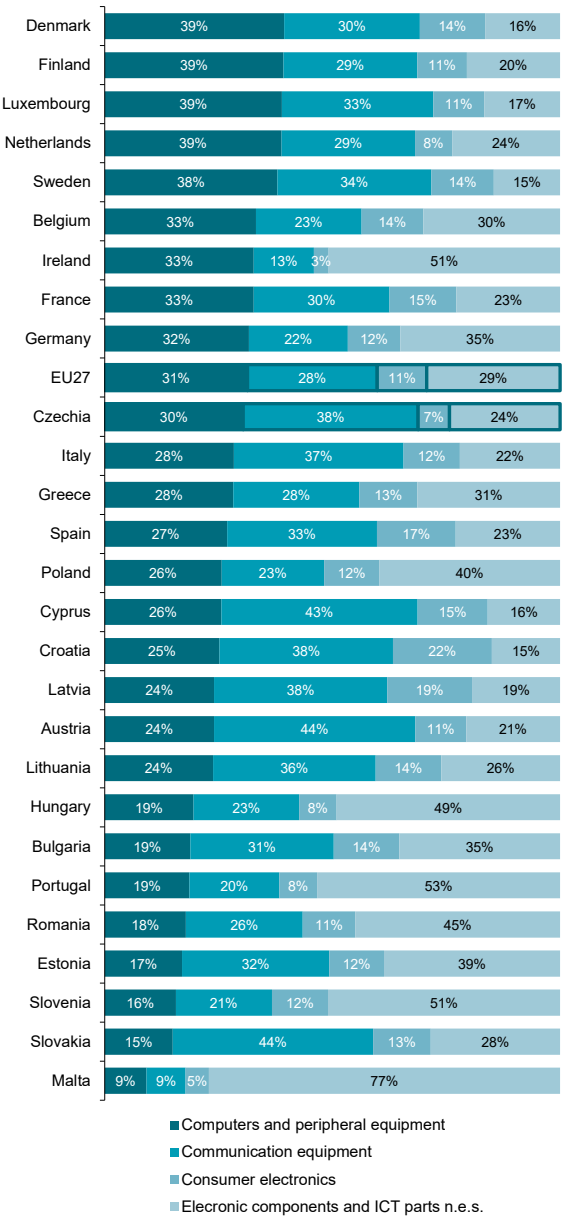


*n.e.s. = not elsewhere specified*

Source: Eurostat, International Trade in Goods Database

# Chapter E: International trade in ICT goods

Chart E.30 ICT goods imports by commodities in 2024

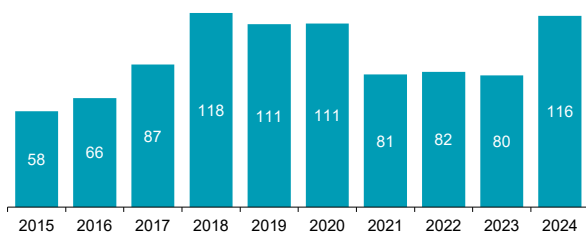


*n.e.s. = not elsewhere specified*

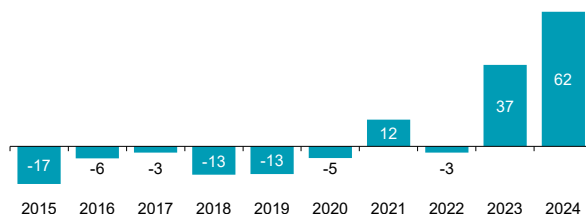
Source: Eurostat, International Trade in Goods Database

## Chapter E: International trade in ICT goods

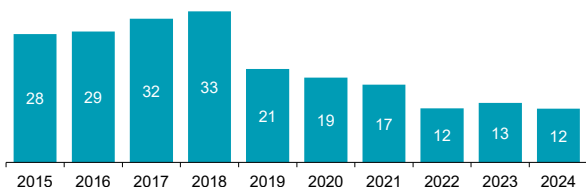
**Chart E.31 Balance of international trade in Computers and peripheral equipment in Czechia (CZK billion)**



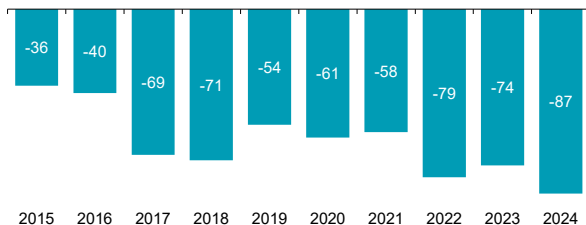
**Chart E.32 Balance of international trade in Communication equipment in Czechia (CZK billion)**



**Chart E.33 Balance of international trade in Consumer electronics in Czechia (CZK billion)**



**Chart E.34 Balance of international trade in Electronic components in Czechia (CZK billion)**



Source: The Czech Statistical Office, International Trade Database