

ANALYSIS

July 20, 2017

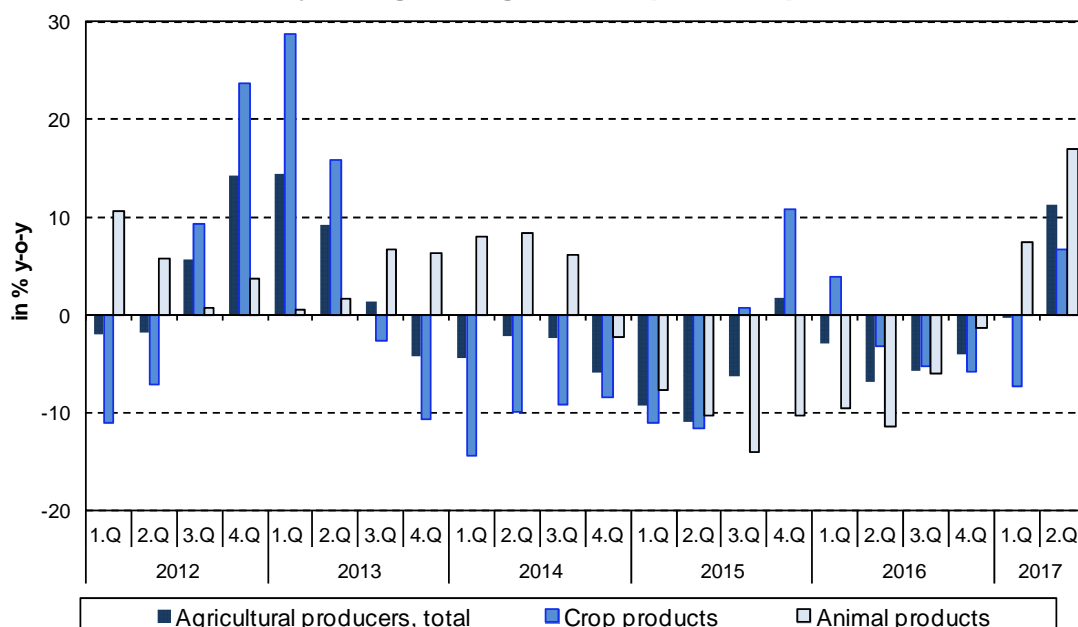
PRODUCER PRICE INDICES IN Q2 2017

In Q2 2017, compared to Q1 2017, agricultural producer prices grew by 5.1%, construction work prices, according to an estimate and prices of market services were both higher by 0.3% and 1.4%, respectively. Industrial producer prices went down by 0.2%. In comparison with Q2 2016, agricultural producer prices rose by 11.3%, prices of industrial producers grew by 2.3% and construction work prices, according to an estimate went up by 1.4% in Q2 2017. Prices of market services also increased by 1.0%.

Compared to Q1 2017, agricultural producer prices were higher by 5.1% in Q2 2017. Increasing were prices of fresh vegetables (+29.6%), fresh fruit (+25.3%), pigs for slaughter (+6.4%), milk (+5.4%), cereals (+4.7%) and oil plants (+2.9%). Lower were prices of eggs (-2.9%) and poultry (-3.8%).

Prices of agricultural producers in Q2 2017 compared to Q2 2016 increased by 11.3%. Prices of crop products went up by 6.7% and prices of animal products grew by 16.9%. Higher prices in crop products were mainly affected by prices of fresh fruit (+11.8%), oil plants (+7.3%) and cereals (+2.6%). Lower were prices of fresh vegetables (-13.1%) and potatoes (-17.2%). Among animal products prices increases were recorded in pigs for slaughter (+27.4%), milk (+26.1%) and eggs (+11.3%). Prices of poultry dropped by 5.1%.

Y-o-y changes of agricultural producer prices



Information Services Unit – Headquarters

Are you interested in the latest data connected with inflation, GDP, population, wages and much more?

You can find them on pages of the Czech Statistical Office on the Internet: www.czso.cz

tel: +420 274 052 304, e-mail: infoservis@czso.cz

ANALYSIS

In comparison with Q1 2017, prices of **industrial producers** decreased by 0.2% in **Q2 2017**. Prices went down especially in 'coke, refined petroleum products'. Prices were lower in 'chemicals and chemical products' (-2.3%), 'transport equipment' (-1.4%) and 'computer, electronic and optical products' (-1.2%). Prices rose in 'basic metals, fabricated metal products' (+2.3%) and 'food products, beverages, tobacco' (+1.1%).

Industrial producer price indices (previous quarter = 100)

Code	Name	2016		2017	
		Q3	Q4	Q1	Q2
	TOTAL	100,3	100,8	101,3	99,8
B	Mining and quarrying	100,5	100,2	104,6	99,6
C	Manufactured products	100,3	101,0	101,6	99,7
CA	Food products, beverages, tobacco	100,4	101,4	100,4	101,1
CB	Textiles, clothes, leather and leather products	100,0	100,3	99,4	100,4
CC	Wood, wood product, paper, printing	99,8	100,0	100,4	100,4
CD	Coke, refined petroleum products	i.d.	i.d.	i.d.	i.d.
CE	Chemicals and chemical products	99,8	100,5	107,4	97,7
CF	Basic pharmaceutical products	100,0	99,2	99,3	100,7
CG	Rubber and plastic prod., other non-metallic min. prod.	99,9	100,0	100,6	100,3
CH	Basic metals, fabricated metal products	101,3	100,4	103,0	102,3
CI	Computer, electronic and optical products	100,3	100,4	101,0	98,8
CJ	Electrical equipments	100,2	100,7	101,3	99,8
CK	Machinery and equipment n.e.c.	100,1	100,1	100,8	100,4
CL	Transport equipment	99,8	100,2	99,6	98,6
CM	Furniture, other manufactured product	100,2	100,2	101,7	100,1
D	Electricity, gas, steam and air conditioning	100,0	100,0	98,9	99,9
E	Water supply, sewerage, waste manag. and rem. serv.	100,0	100,0	101,0	100,0

Note: i.d. - individual data

Prices of **industrial producers** increased in **Q2 2017** by 2.3% **y-o-y**. Prices rose mainly in 'coke, refined petroleum products'. On the increase were also prices in 'basic metals, fabricated metal products' (+7.1%), 'chemicals and chemical products' (+5.3%) and 'mining and quarrying' (+4.9%). Prices were higher in 'food products, beverages, tobacco' (+3.3%) and 'water supply, sewerage, waste management and remediation services' (+1.0%). On the decrease were prices in 'transport equipment' (-1.8%) and 'electricity, gas, steam and air conditioning' (-1.3%).

Information Services Unit – Headquarters

Are you interested in the latest data connected with inflation, GDP, population, wages and much more?

You can find them on pages of the Czech Statistical Office on the Internet: www.czso.cz

tel: +420 274 052 304, e-mail: infoservis@czso.cz

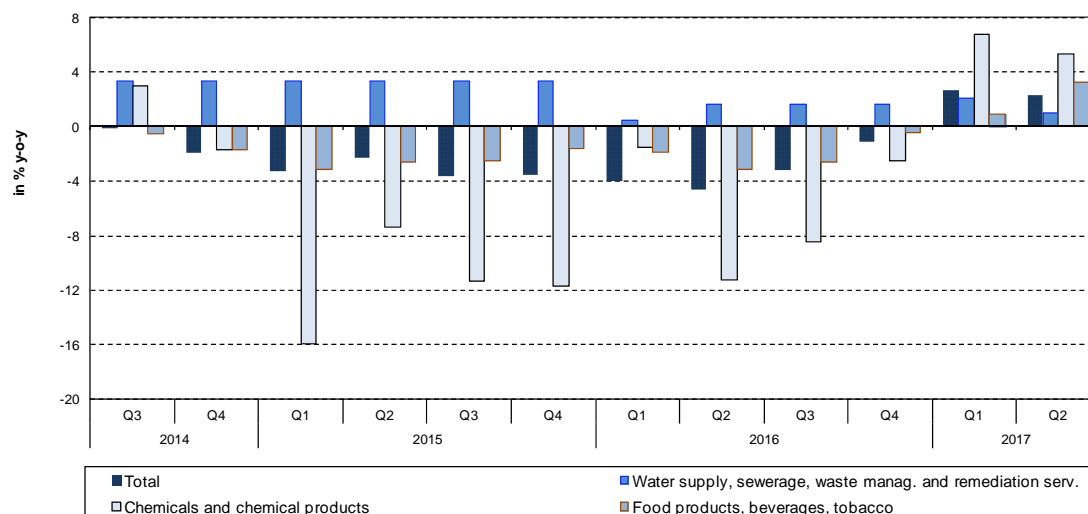
ANALYSIS

Industrial producer price indices

Code	Name	Corresponding period of the previous year = 100				
		2017				
		Q1	April	May	June	Q2
	TOTAL	102,7	103,2	102,3	101,3	102,3
B	Mining and quarrying	104,8	106,4	104,3	104,1	104,9
C	Manufactured products	103,4	104,0	102,8	101,5	102,8
CA	Food products, beverages, tobacco	100,9	102,6	103,3	104,0	103,3
CB	Textiles, clothes, leather and leather products	99,8	100,1	100,0	100,2	100,1
CC	Wood, wood product, paper, printing	100,0	100,5	101,0	100,6	100,7
CD	Coke, refined petroleum products	i.d.	i.d.	i.d.	i.d.	i.d.
CE	Chemicals and chemical products	106,8	108,2	105,2	102,6	105,3
CF	Basic pharmaceutical products	98,8	99,5	99,0	99,2	99,2
CG	Rubber and plastic products, other non-metallic min. products	100,3	100,9	100,9	100,5	100,8
CH	Basic metals, fabricated metal products	104,0	107,9	107,6	105,7	107,1
CI	Computer, electronic and optical products	101,4	101,7	100,5	99,3	100,5
CJ	Electrical equipments	101,8	102,5	101,9	101,2	101,9
CK	Machinery and equipment n.e.c.	100,6	101,5	101,4	101,1	101,3
CL	Transport equipment	99,1	98,9	98,3	97,5	98,2
CM	Furniture, other manufactured products	102,5	102,3	102,1	102,0	102,1
D	Electricity, gas, steam and air conditioning	98,8	98,6	98,7	98,9	98,7
E	Water supply, sewerage, waste manag. and remediation serv.	102,1	101,0	101,0	101,0	101,0

Note: i.d. - individual data

Y-o-y changes of prices of industrial producers



Information Services Unit – Headquarters

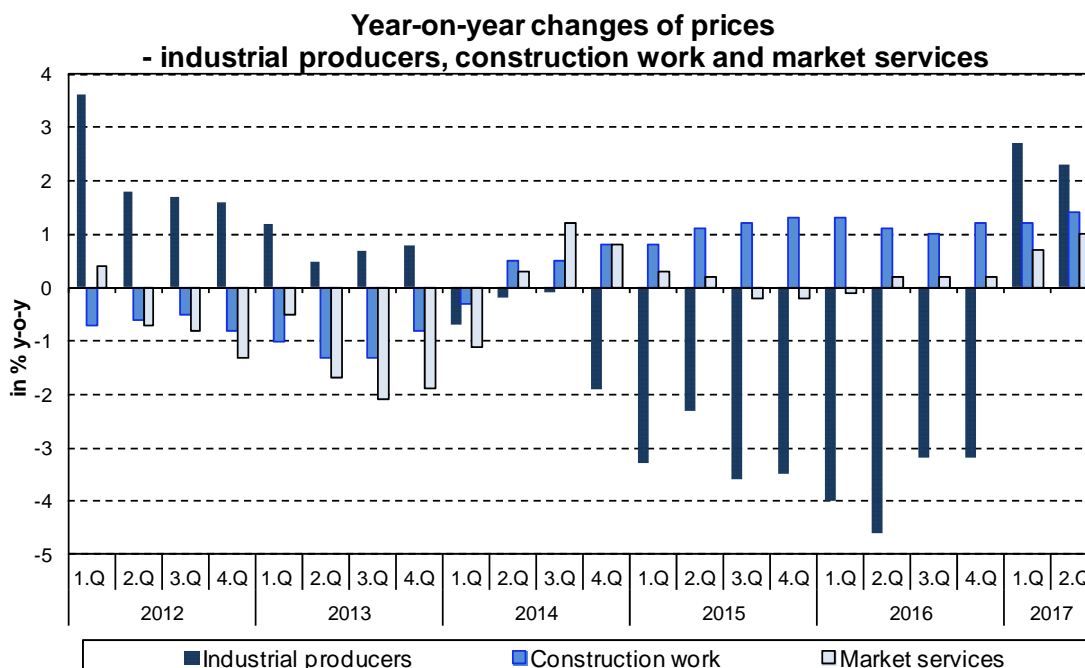
Are you interested in the latest data connected with inflation, GDP, population, wages and much more?

You can find them on pages of the Czech Statistical Office on the Internet: www.czso.cz

tel: +420 274 052 304, e-mail: infoservis@czso.cz

ANALYSIS

According to an estimate, **construction work** prices in **Q2 2017** compared to **Q1 2017** (after specification) were higher by 0.3% and prices of construction material input grew by 0.5%. According to an estimate, **construction work** prices in **Q2 2017** compared to the **corresponding period of 2016 (after specification)** rose by 1.4%, prices of construction material input grew by 2.5%.



In comparison to Q1 2017, prices of **market services** went up by 1.4% in **Q2 2017**. Higher were especially prices of ‘advertising and market research services’ (+13.2%), ‘architectural and engineering services’ (+1.4%), ‘insurance, reinsurance and pension funding services, except compulsory social security’ and ‘land transport services and transport services via pipelines’ (+0.2% both). Prices of market services excluding advertising services grew by 0.5%.

In Q2 2017, prices of **market services** rose by 1.0% in total compared to **Q2 2016**. Price increases were recorded in ‘insurance, reinsurance and pension funding services, except compulsory social security’ (+5.3%), ‘postal and courier services’ (+4.5%) and ‘advertising and market research services’ (+2.0%). Higher prices were also in ‘publishing services’ (+1.7%), ‘legal and accounting services’ (+1.1%) and ‘land transport services and transport services via pipelines’ (+0.4%). Lower prices were in ‘rental and leasing services’ (-1.6%) and ‘telecommunications services’ (-0.8%). Prices of market services excluding advertising services went up by 1.0%.

Text not edited for language.

Contact:

Ing. Miloslav Beranek

E-mail: miloslav.beranek@czso.cz

Phone: (+420) 274 052 665

Information Services Unit – Headquarters

Are you interested in the latest data connected with inflation, GDP, population, wages and much more?

You can find them on pages of the Czech Statistical Office on the Internet: www.czso.cz

tel: +420 274 052 304, e-mail: infoservis@czso.cz