

F International trade in ICT services

Services in the field of information and communication technologies (hereinafter as the **ICT services**) are defined as services that must primarily be intended to fulfil or enable the function of information processing and communication **by electronic means**, including their record, transmission, and display (OECD, 2009).

Respective items of the ICT services are defined based on the **Extended Balance of Payment Services Classification (EBOPS 2010)** and subdivided into **two main categories** as follows:

- **Telecommunication services (code SI1/9.1)** include, first of all, transactions of Czech and foreign telecommunication operators for implemented international calls by means of fixed or mobile telephone networks. Other telecommunication services involve payments for the access to the Internet, cable television, and to other computer networks, including providing of services as e-mail, video conferences, or transmitting of audio-visual signal over the Internet, cable networks or satellites.
- **Computer services (code SI1/9.2):**
 - **Computer software (code SI21/9.2.1)** involves purchase and sale of tailor-made software and application (original computer software), including purchase and sale of ownership rights to such software or licence fees for the software use. Furthermore, it is also purchase and sale of standard software and applications supplied over the Internet, including purchase and sale of ownership rights to such software or licence fees for the software use. *Note 1: Computer services does not include purchase and sale of standard software packages supplied on physical media carriers (CD-ROMs, flash disks, etc.), or as a part of hardware (as Microsoft products, for instance), which are considered to be goods and are reported within the statistics on international trade in goods. Note 2: The computer software category includes here also licences to reproduce and/or distribute computer software (code SH3).*
 - **Other computer services (code SI22/9.2.2)** consist mainly of consultancy services in the fields of hardware and software of computers, including maintenance and repairs of both hardware and software and services related to data processing.

More detailed information about the **EBOPS 2010 classification** can be found at: <https://unstats.un.org/unsd/classifications/Family/Detail/101>

Data on exports and imports of the ICT services come from the **Sample survey on exports and imports of services (ZO 1-04)** carried by the Czech Statistical Office (CZSO) quarterly. For more information about international trade in services statistics in the CZSO, see: <https://www.czso.cz/csu/czso/international-trade-in-services>

Note: The international trade in ICT services in the Czech Republic is dominated by transactions of foreign-controlled enterprises, units of multinationals enterprise groups.

The **Eurostat Balance of Payments Database** was used as a data source for the **international comparison**. Data for international comparisons refer to the **reported or nearest available year**. More information about this data source can be found at: https://ec.europa.eu/eurostat/cache/metadata/en/bop_its6_esms.htm

Note: In the international comparison data for computer software do not include data for Licenses for the distribution or distribution of computer software (EBOPS 2010 code SH3) as for most countries these data are not available separately in the Eurostat database.

For further information on trade in ICT services, see (only in Czech):

https://www.czso.cz/csu/czso/zahranicni_obchod_s_ict_sluzbami

F International trade in ICT services

Table F1 ICT services exports from Czechia

	CZK million		
	2017	2018	2019
Total	87 808	91 441	105 286
Telecommunication services	18 290	17 077	14 286
Computer services, total	69 518	74 364	91 000
Computer software	21 953	28 217	36 739
Other computer services	47 565	46 146	54 261
by selected countries			
EU28, total	53 823	55 309	61 132
of which to Germany	16 830	15 445	16 432
Other countries, total	34 247	36 371	44 151
of which to the United States	15 628	17 688	23 027

Figure F1 ICT services exports

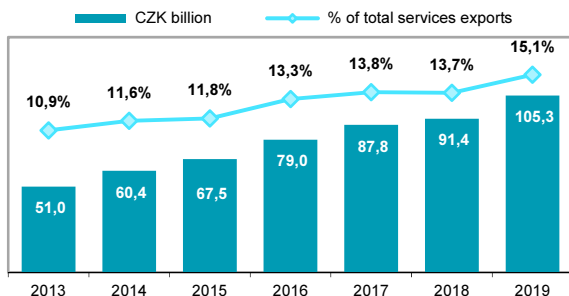


Figure F2 ICT services exports, by type of ICT services

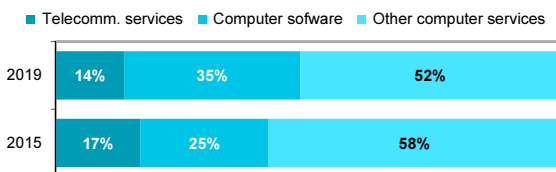
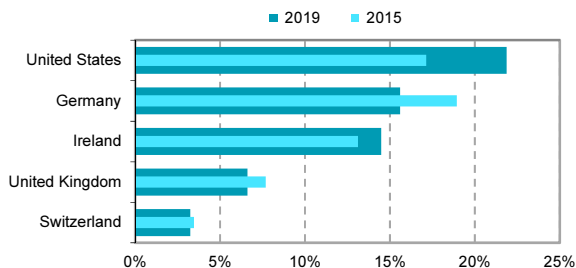


Figure F3 ICT services exports, by countries



Source: CZSO, Survey on exports and imports of services

F International trade in ICT services

Figure F4 ICT services exports; 2018
(% of total services exports)

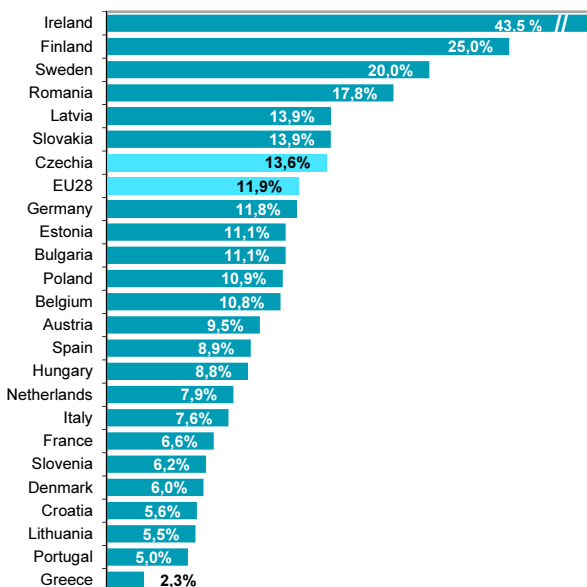
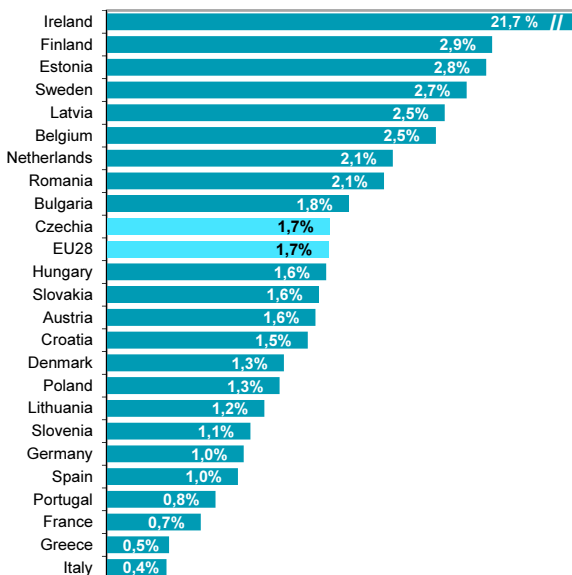


Figure F5 ICT services exports; 2018 (% of GDP)



Source: CZSO calculations based on Eurostat

F International trade in ICT services

Table F2 ICT services imports to Czechia

CZK million

	2017	2018	2019
Total	50 389	52 446	53 040
Telecommunication services	16 433	15 558	11 535
Computer services, total	33 956	36 888	41 504
Computer software	9 052	10 498	11 790
Other computer services	24 904	26 390	29 715
by selected countries			
EU28, total	33 507	37 175	35 807
of which from Germany	12 837	11 300	11 875
Other countries, total	16 882	15 271	17 232
of which from the United States	3 138	3 104	3 277

Figure F6 ICT services imports

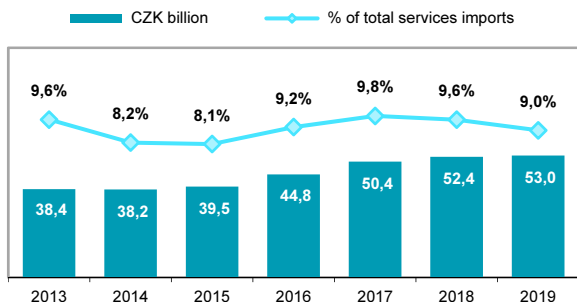


Figure F7 ICT services imports, by type of ICT services

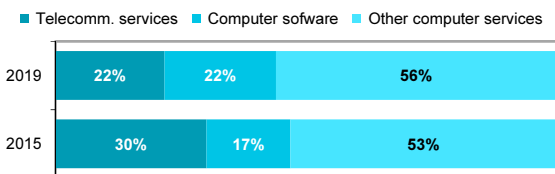
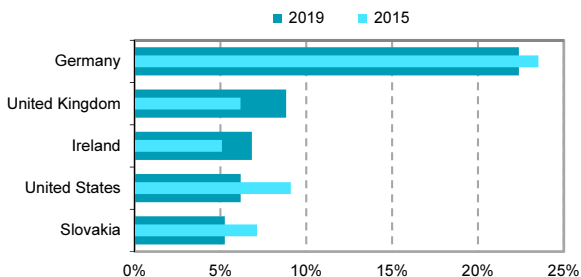


Figure F8 ICT services imports, by countries



Source: CZSO, Survey on exports and imports of services

F International trade in ICT services

Figure F9 ICT services imports, 2018
(% of total services imports)

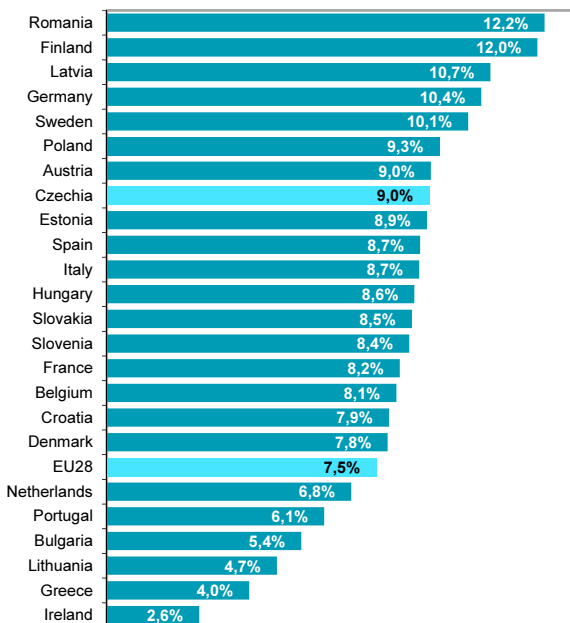
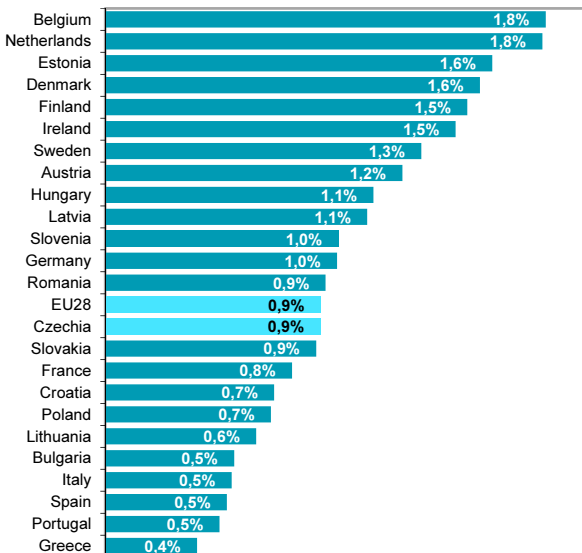


Figure F10 ICT services imports, 2018 (% of GDP)



Source: CZSO calculations based on Eurostat

F International trade in ICT services

Tab F3 Computer services exports from Czechia

	CZK million		
	2017	2018	2019
Total	69 518	74 364	91 000
Computer software	21 953	28 217	36 739
Other computer services	47 565	46 146	54 261
by selected countries			
EU28, total	44 044	46 297	54 603
of which to Germany	13 246	13 370	15 128
Other countries, total	25 474	28 067	36 397
of which to the United States	14 911	16 099	21 625

Figure F11 Computer services exports

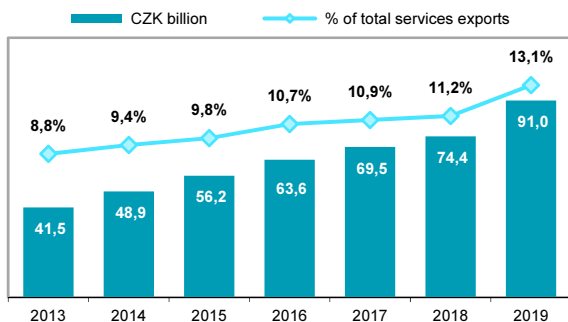


Figure F12 Computer services exports, by type of services

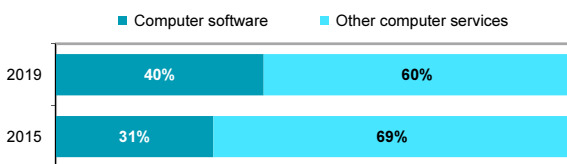
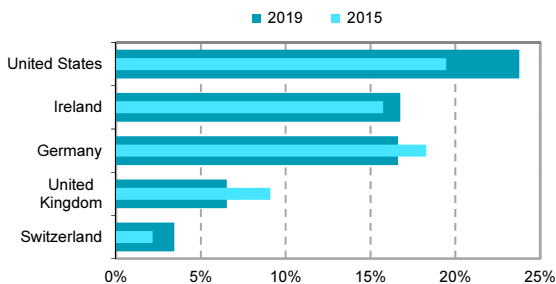


Figure F13 Computer services exports, by countries



Source: CZSO, Survey on exports and imports of services

F International trade in ICT services

Tab F4 Computer services imports to Czechia

	CZK million		
	2017	2018	2019
Total	33 956	36 888	41 504
Computer software	9 052	10 498	11 790
Other computer services	24 904	26 390	29 715
by selected countries			
EU28, total	24 334	26 909	29 696
of which from Germany	8 706	9 832	10 761
Other countries, total	9 622	9 978	11 808
of which from the United States	2 838	2 875	3 097

Figure F14 Computer services imports

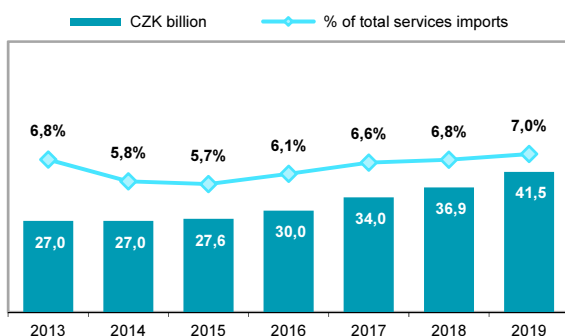


Figure F15 Computer services imports, by type of services


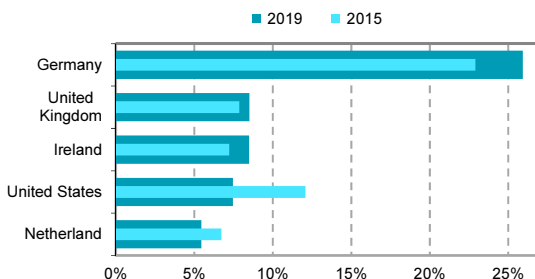


Figure F16 Computer services imports, by countries



Source: CZSO, Survey on exports and imports of services

F International trade in ICT services

Figure F17 Computer services exports; 2018
(% of GDP)

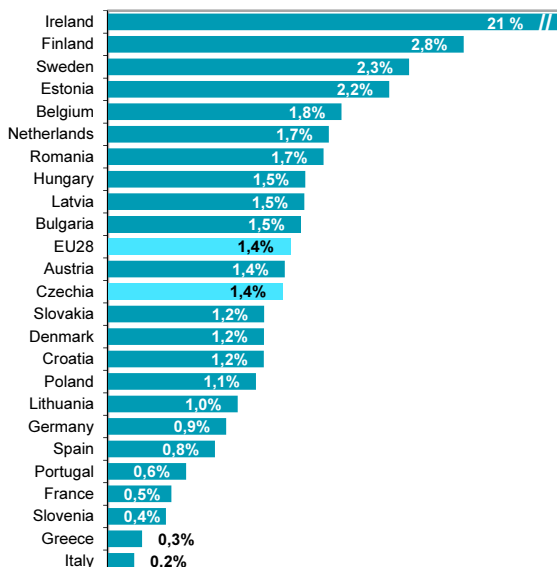
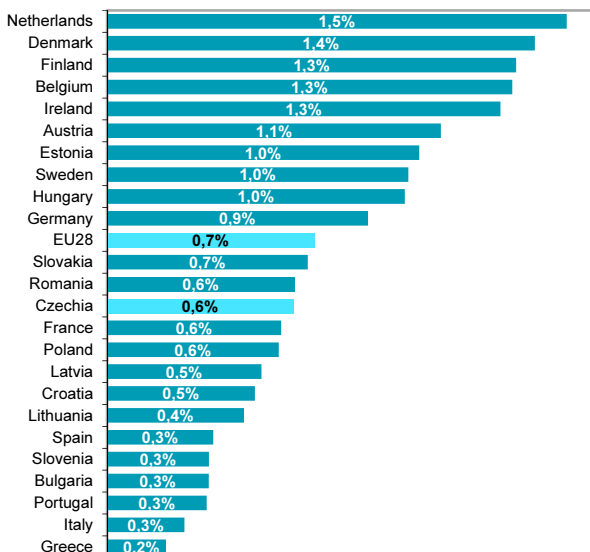


Figure F18 Computer services imports; 2018
(% of GDP)



Source: CZSO calculations based on Eurostat