

## B Households and ICT

The Czech Statistical Office (CZSO) has been monitoring data on penetration of selected information and communication technologies in Czech households by means of a separate annual statistical survey named **Sample Survey on the ICT Use in Households and by Individuals (VŠIT)**. The first pilot survey was carried out in 2002.

The survey applies the method of personal interviews with the use of personal computer (Computer Assisted Personal Interviewing – CAPI) in a sample of around 10 000 individuals aged 16+ years in approx. 6 000 households. Since 2006, the survey has been carried out in accord with the **Regulation (EC) No 808/2004** of the European Parliament and of the Council of 21 April 2004 concerning Community statistics on the information society. This allows obtaining of internationally comparable data within the EU Member States.

### Notes

The **Reference Period** is the 2<sup>nd</sup> quarter of the monitored year.

**Income quartiles:** Households were divided into four groups (quartiles) by household net income.

### Comparability of the CZSO and Eurostat Data:

Data published by Eurostat for Czech households slightly differ from data published by the CZSO. This difference is due to the fact that Eurostat includes solely households with at least one person aged 16–74 years. The CZSO publishes data for all households as a standard procedure.

**International data and comparisons** of certain indicators are taken from the Eurostat database for digital economy and society, data of which are every year updated in December. Detail information can be found at: <https://ec.europa.eu/eurostat/web/digital-economy-and-society/overview>

### Definitions

- **Households with a computer** involve households, which at the time of the survey stated, that at least one of the household members used a computer at home (desktop PC, laptop, or tablet). *Type of its ownership is not relevant The important is that it is used at home.*
- **Households with the internet** shall mean households, which at the time of survey stated, that at least one of the household members used the internet at home, no matter what type is the device used or the way of connection. The internet connection at home to any of devices is counted. That means not merely to a computer, yet also to tablet, mobile phone, smart television, game console, etc.
- **Households of persons aged up to 40 years with no children** shall mean households in which merely persons aged up to 40 years, who have no child, live.
- **Households of persons aged 65+ years with no children** shall mean households in which merely persons aged 65+ years live.
- **Households with children** shall mean households with children up to 15 years of age, included.
- **Portable computers** include laptops and tablets.

Detailed information on methodology and data from the survey, including international comparison, can be found in the CZSO publication **ICT Use in Households and by Individuals in 2019, code 062004-19**, accessible on the CZSO website at <https://www.czso.cz/csu/czso/vyuzivani-informacnich-a-komunikacnich-technologie-v-domacnostech-a-mezi-jednotlivci> (in the Czech language only).

**Further information on the theme can be found at**

[https://www.czso.cz/csu/czso/domacnosti\\_a\\_jednotlivci](https://www.czso.cz/csu/czso/domacnosti_a_jednotlivci) (in the Czech language only).

## B Households and ICT

Tab. B1 Households in Czechia with a computer

%

	2015	2018	2019
<b>Total</b>	<b>73,1</b>	<b>78,4</b>	<b>77,9</b>
Total (with at least one member younger than 75)	78,9	84,0	83,4
<b>Type of household (HH)</b>			
Households with no children, total	65,1	71,6	71,9
HHs of persons aged up to 40 years	93,0	94,6	94,6
HHs of persons aged 65+ years	24,9	37,6	38,3
Households with children	93,8	95,8	94,2
<b>Household income group</b>			
The lowest income group (first quartile)	34,3	44,1	43,7
Second quartile income group	57,2	76,4	69,9
Third quartile income group	85,7	94,7	90,8
The highest income group (fourth quartile)	96,7	98,2	98,4

as a percentage of all households of a given type

Figure B1 Households with a computer

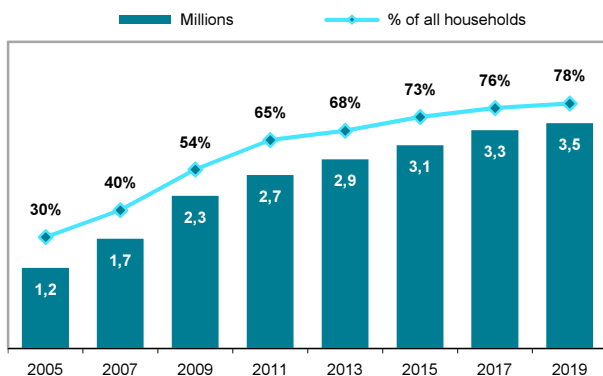
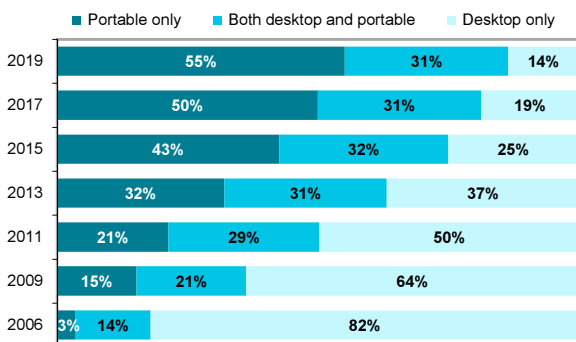


Figure B2 Czech households with a computer by type of computer used at home



as a percentage of households with a computer

Source: Czech Statistical Office, ICT use survey in households

## B Households and ICT

Tab. B2 Households in Czechia with a computer by its type; 2019

	%		
	Desktop	Laptop	Tablet
<b>Total</b>	<b>34,9</b>	<b>61,9</b>	<b>31,3</b>
<b>Type of household (HH)</b>			
Households with no children, total	33,0	54,6	23,7
HHs of persons aged up to 40 years	26,3	83,7	41,2
HHs of persons aged 65+ years	22,2	19,4	7,5
Households with children	40,9	82,2	52,1
<b>Household income group</b>			
The lowest income group (first quartile)	17,9	28,1	10,6
Second quartile income group	29,3	52,0	20,6
Third quartile income group	40,3	76,3	38,8
The highest income group (fourth quartile)	52,0	91,4	55,0

as a percentage of all households of a given type

Figure B3 Households with a portable (laptop or tablet) computer

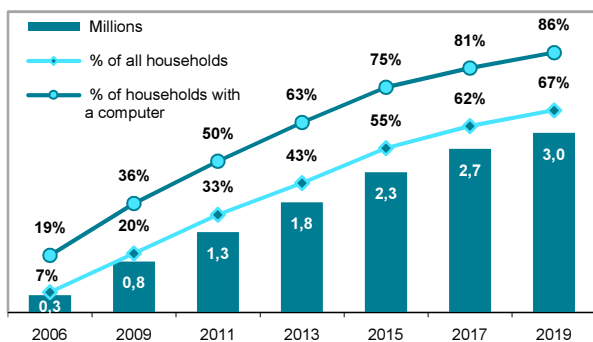
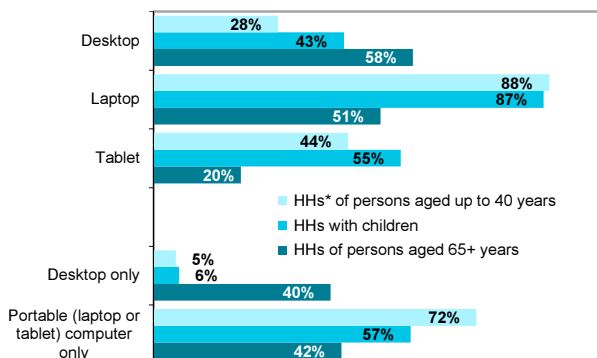


Figure B4 Czech households (HHs) with a computer used at home; 2019



as a percentage of all households of a given type with a computer

\* Households with no children

Source: Czech Statistical Office, ICT use survey in households

## B Households and ICT

Tab. B3 Households in Czechia with internet access

	%		
	2015	2018	2019
<b>Total</b>	<b>73,1</b>	<b>80,5</b>	<b>81,1</b>
Total (with at least one member younger than 75)	79,0	86,4	87,0
<b>Type of household (HH)</b>			
Households with no children, total	65,2	73,8	75,3
HHs of persons aged up to 40 years	94,7	97,7	98,2
HHs of persons aged 65+ years	24,2	37,4	40,0
Households with children	93,6	97,8	97,2
<b>Household income group</b>			
The lowest income group (first quartile)	33,8	47,1	50,8
Second quartile income group	57,2	78,8	77,6
Third quartile income group	85,8	96,5	96,6
The highest income group (fourth quartile)	96,8	99,5	99,4

as a percentage of all households of a given type

Figure B5 Households with access to the internet at home

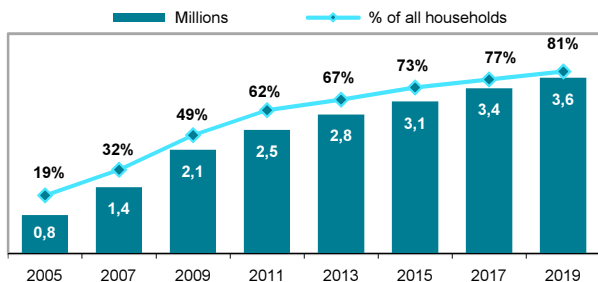
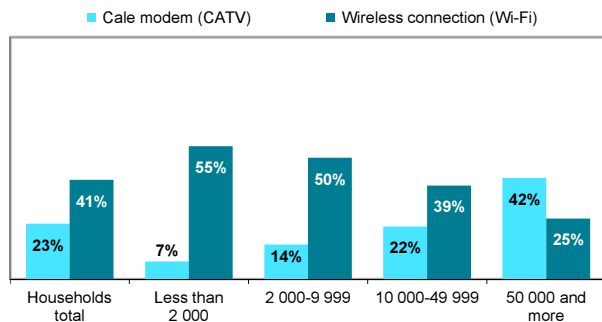


Figure B6 Type of connection\* used by Czech households to access the internet at home by size of the municipalities (number of inhabitants); 2019



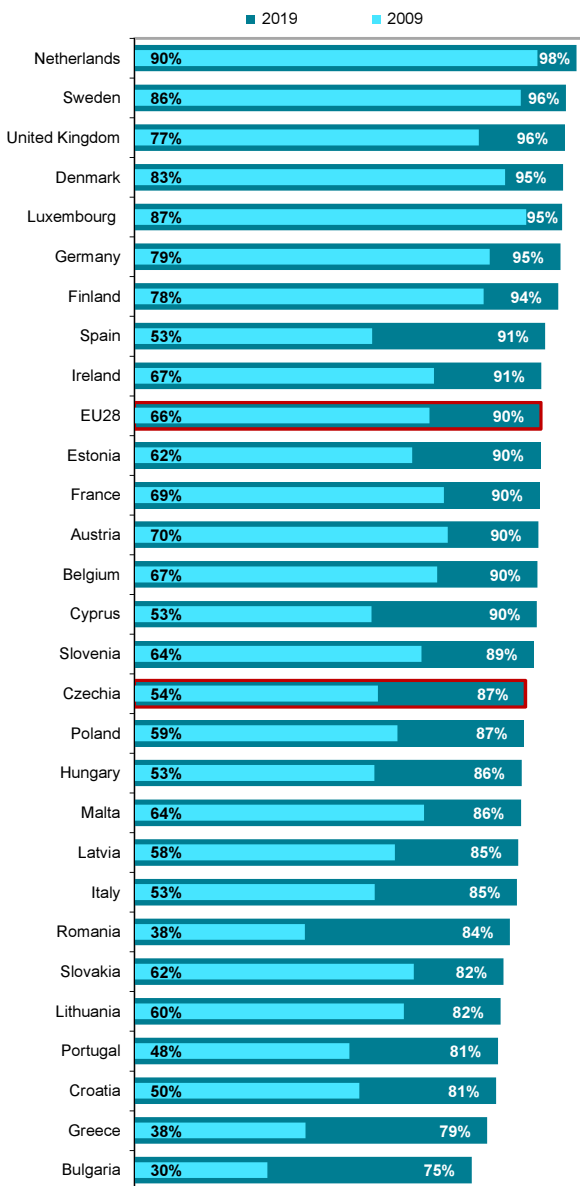
as a percentage of all households with the internet in given municipalities size

\* Type of connection includes merely the type of household connectivity delivered by the provider and not a method of potential sharing of this connectivity by multiple computers within one household.

Source: Czech Statistical Office, ICT use survey in households

## B Households and ICT

**Figure B7 Households in EU countries with access to the internet at home**



*as a percentage of all households in a given country where at least one member is younger than 75 years*

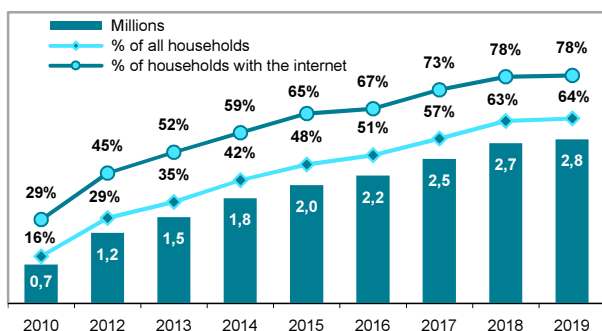
## B Households and ICT

**Tab. B4 Households in Czechia with a Wi-Fi router**

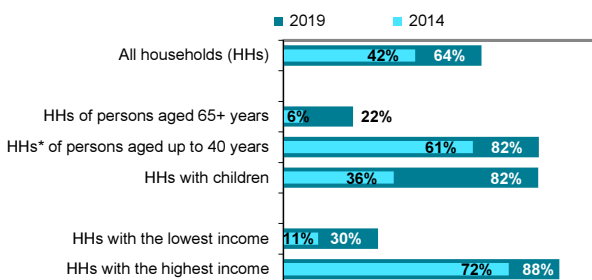
	%		
	2015	2018	2019
<b>Total</b>	<b>47,7</b>	<b>62,7</b>	<b>63,5</b>
<b>Type of household (HH)</b>			
Households with no children, total	39,7	54,6	56,9
HHs of persons aged up to 40 years	64,1	79,2	81,9
HHs of persons aged 65+ years	8,8	19,1	22,4
Households with children	68,4	83,5	81,8
<b>Household income group</b>			
The lowest income group (first quartile)	13,5	28,5	30,5
Second quartile income group	28,7	54,4	55,8
Third quartile income group	53,4	78,0	79,2
The highest income group (fourth quartile)	76,8	89,7	88,5

as a percentage of all households of a given type

**Figure B8 Households with a Wi-Fi router**



**Figure B9 Selected types of households with a Wi-Fi router**



as a percentage of all households of a given type

\* Households with no children

A WiFi router is a device that enables internet distribution within the household, i.e. it enables connection of more devices at the same time and from different places within the reach of WiFi network.

Source: Czech Statistical Office, ICT use survey in households