

## D Enterprises and ICT

Data given in this chapter are based on results of the **Annual Statistical Survey on the ICT Use in Enterprises (ICT 5-01)**, which has been carried out by the Czech Statistical Office (CZSO) since 2002. Since 2006, the survey has been conducted in accord with the **Regulation (EC) No 808/2004** of the European Parliament and of the Council of 21 April 2004 concerning Community statistics on the information society. This allows obtaining of internationally comparable data within the EU28 Member States.

The survey is every year conducted in the first quarter of the reference year in the sample of approximately **8 000 enterprises having 10+ employees** in selected economic activities. The results are then grossed up to the whole population of the measured enterprises, which is around 40 000 enterprises with 10+ employees.

The data obtained are available **broken** by prevailing economic activities by the CZ-NACE classification, by size of enterprises measured, and by their mutual combination.

### Notes

The **reference period** is, in case of majority of data on equipment or ICT use in enterprises, **January of a given year** (in this issue it is January 2019) when the survey is carried out. In the case of indicators on e-commerce, selected indicators on experience with ICT related security incidents and on ICT specialists the reference period is the **whole previous year** (in this issue it is 2018).

### Comparability of the CZSO and Eurostat Data

Data given by Eurostat for **Czechia** can be **slightly different** from the data published by the CZSO. This difference was till 2015 caused by the fact Eurostat published data **did not include** all enterprises of the economic section 'financial intermediation', on the contrary to the CZSO data. Small differences are also in sampling. Some industries are defined slightly differently.

Data for **international comparisons** are taken from the Eurostat database for digital economy and society. The latest update was in January 2020: Detailed information can be found at: <https://bit.ly/2SBKls9>

### Definitions

- **ICT security** means measures, controls and procedures applied on ICT systems in order to ensure integrity, authenticity, availability and confidentiality of data and systems.
- **Customer Relationship Management (CRM)** refers to any information system or software application for managing information about customers. CRM is aimed at relationship with customers.
- The **electronic data interchange (EDI)** refers to the transmission of structured messages, as orders, invoices, etc., for instance, between two computer applications, information or database systems, implemented over the internet or other network and used in advance agreed format of the data messages based on standards enabling their automatic processing (EDI, EDIFACT, XML, cXML, etc.). That means the EDI is always implemented without any manual typing, retyping, or copying of the messages.
- **Electronic commerce, e-commerce (purchase or sale)** shall mean placing or accepting electronic orders via the internet or other computer networks by means of websites or EDI regardless of the method of payment or delivery. *Purchases (sales) carried out on the basis of orders prepared from information obtained on the internet but placed in a traditional way (by phone, fax, or written order) or by e-mail are not included.*
- **Enterprise Resource Planning (ERP)** is an information system used to manage resources by sharing information among different functional areas (e.g. accounting, planning, production, marketing, etc.). ERP can be a software package or a tailored application (it can be customized to enterprises' needs).

- An **extranet** shall mean a closed enterprise network used for secured information sharing. It usually has a form of a special web page or extension to the intranet and serves for communication with suppliers, sellers, partners, customers, and other enterprises, which are located out of the enterprise headquarters. Access to the extranet is allowed after logging in.
- **Business Information Systems** are applications that support processes in the areas of financial management, human resource management, manufacturing, warehouse management, customer and supply chain. The most common systems are ERP, CRM, SCM, accounting programs and others.
- An **ICT specialist** refers in the survey to an employee who is an expert on hardware, software, or services in ICT, and whose core activity is to contribute to new technology development or to enable use of information and communication technologies to other persons.
- An **internal computer network (LAN)** shall mean a local enterprise network connecting, at least, two computers or other IT devices and most frequently serving for data transmission and sharing (files, internal emails, for instance) and, furthermore, for communication or sharing the connection to the internet within the enterprise. End devices can be connected to the enterprise computer network also by a wireless technology (WLAN).
- An **intranet** shall mean internal web pages and their applications revealing their contents and services exclusively to authorised users within the enterprise, as employees, management, etc.
- **Customisation/design** shall mean possibility for enterprises' website visitors to customise or design online goods or services. They can configure in case of goods e.g. size, composition, equipment; in case of services e.g. scope according to customers' requests, requirements or needs.
- **Unavailability of ICT services** e.g. Denial of Service (DoS) attacks (an attempt to make a computer resource unavailable to its intended users), ransomware attacks, hardware or software failures.
- **To provide employees with ICT devices** shall mean to give them the possibility to use devices at work. Enterprises pay for all or at least up to a limit the subscription and the use costs.
- **Online social networks (e.g. Facebook, LinkedIn)** shall mean on-line communication tools enabling the enterprises to create their own user profiles by means of which they can besides other things communicate with other users, share information or multimedia content.
- An **enterprise website** shall mean a web page(s) presenting the enterprise on the internet. The enterprise is expected to have control over the contents - it may be changed or modified by authorised persons only. Information on only enterprises' contacts published in internet databases or catalogues of enterprises are excluded.
- **Destruction or corruption of data** e.g. due to infection of malicious software (malware) or unauthorised intrusion (e.g. hacker's attack).

Detailed information on methodology of the survey can be found in the publication **Information and Communication Technologies in the Business Sphere in 2019** (code **062005-19**) accessible on the CZSO website at <https://bit.ly/2uwPEBc> (in the Czech language only).

**Further information on the ICT use by enterprises can be found at:**  
<https://bit.ly/2SM1fFP> (in the Czech language only).

## D Enterprises and ICT

Tab. D1 Enterprises in Czechia using computer networks; 2019 %

|   | LAN  | Intranet | Extranet |
|---|------|----------|----------|
| <b>Total (10+ employees)</b>                      | 77,8 | 32,6     | 16,1     |
| Small enterprises (10-49)                         | 73,3 | 26,2     | 12,4     |
| Medium enterprises (50-249)                       | 93,1 | 50,0     | 25,5     |
| Large enterprises (250+)                          | 98,6 | 80,2     | 46,0     |
| <b>Industry (10+ employees):</b>                  |      |          |          |
| Manufacturing                                     | 80,6 | 32,7     | 12,8     |
| Electricity, gas and water supply                 | 85,7 | 42,5     | 22,4     |
| Construction                                      | 67,3 | 19,6     | 6,6      |
| Sale and repair of motor vehicles                 | 86,3 | 37,6     | 16,7     |
| Wholesale trade                                   | 86,6 | 38,7     | 23,5     |
| Retail trade                                      | 75,7 | 34,6     | 18,7     |
| Transport and storage                             | 71,0 | 27,8     | 10,4     |
| Accommodation                                     | 79,9 | 25,9     | 18,2     |
| Food and beverage services                        | 54,7 | 19,9     | 6,4      |
| Travel agency and related activities              | 87,4 | 47,0     | 32,4     |
| Media industries including publishing activities  | 98,1 | 63,6     | 34,3     |
| Telecommunications                                | 96,6 | 76,4     | 47,4     |
| Computer programming and related activities       | 97,5 | 70,4     | 49,5     |
| Real estate activities                            | 84,0 | 31,6     | 17,5     |
| Professional, scientific and technical activities | 88,5 | 36,9     | 21,5     |
| Administrative and support activities             | 62,5 | 26,0     | 18,9     |

Figure D1 Enterprises enabling employees remote access to enterprises' apps, documents or files

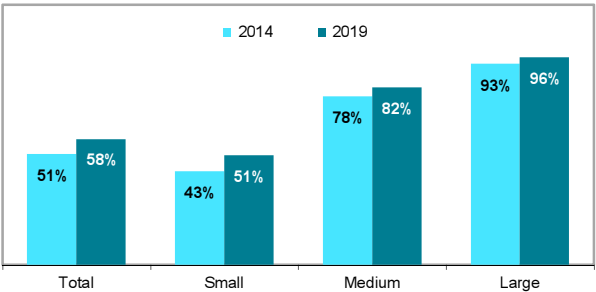
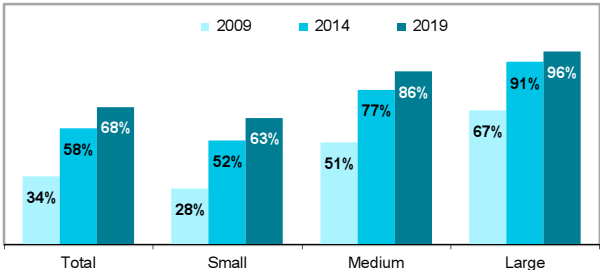


Figure D2 Enterprises with wireless Local Area Network



as a percentage of all enterprises with 10+ employees in a given group

Source: Czech Statistical Office, Survey on ICT usage in enterprises

## D Enterprises and ICT

Tab. D2 Enterprises in Czechia with access to the internet; 2019 %

|   | Total       | connection speed* |                   |
|---|-------------|-------------------|-------------------|
|   |             | at least 30 Mbps  | at least 100 Mbps |
| <b>Total (10+ employees)</b>                      | <b>97,1</b> | <b>39,9</b>       | <b>14,5</b>       |
| Small enterprises (10-49)                         | 96,4        | 34,3              | 11,1              |
| Medium enterprises (50-249)                       | 99,5        | 56,8              | 22,9              |
| Large enterprises (250+)                          | 99,6        | 76,1              | 44,3              |
| <b>Industry (10+ employees):</b>                  |             |                   |                   |
| Manufacturing                                     | 98,1        | 35,9              | 11,7              |
| Electricity, gas and water supply                 | 97,1        | 59,8              | 21,2              |
| Construction                                      | 95,8        | 35,1              | 10,4              |
| Sale and repair of motor vehicles                 | 99,1        | 41,0              | 10,8              |
| Wholesale trade                                   | 98,7        | 45,1              | 12,6              |
| Retail trade                                      | 93,2        | 37,2              | 14,2              |
| Transport and storage                             | 97,6        | 33,5              | 11,6              |
| Accommodation                                     | 99,5        | 49,2              | 25,1              |
| Food and beverage services                        | 92,8        | 23,9              | 6,2               |
| Travel agency and related activities              | 98,7        | 50,2              | 22,1              |
| Media industries including publishing activities  | 100,0       | 68,1              | 42,1              |
| Telecommunications                                | 100,0       | 88,2              | 69,7              |
| Computer programming and related activities       | 99,8        | 77,1              | 47,5              |
| Real estate activities                            | 96,4        | 43,8              | 19,3              |
| Professional, scientific and technical activities | 98,1        | 52,9              | 22,9              |
| Administrative and support activities             | 95,0        | 32,3              | 12,0              |

Figure D3 Internet connection speed\* used by enterprises

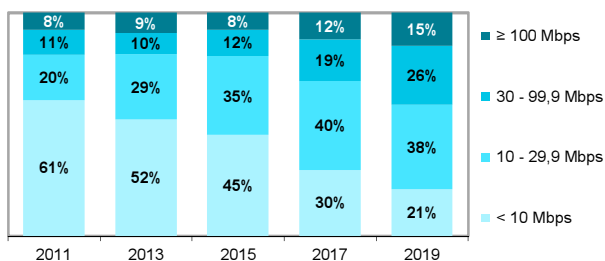
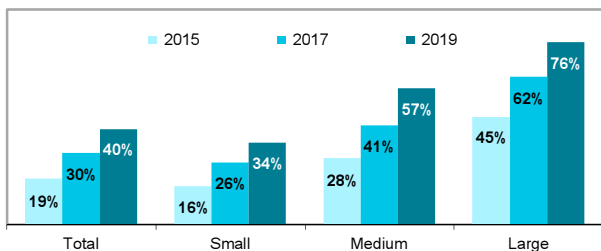


Figure D4 Enterprises with at least 30 Mbps connection speed\*



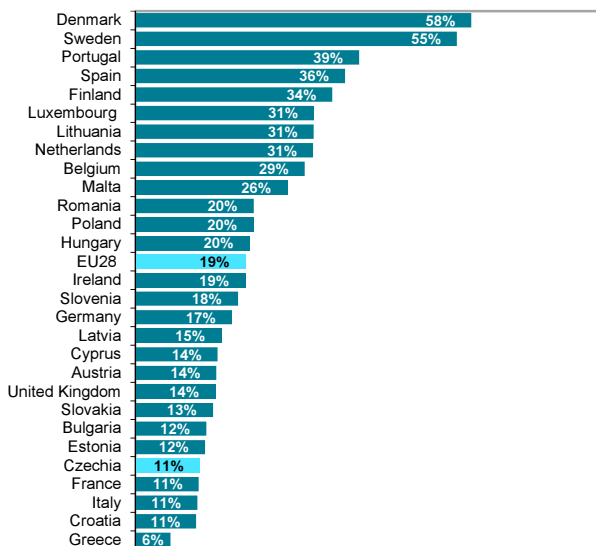
as a percentage of all enterprises with 10+ employees in a given group

\* maximum contracted download speed of the fastest fixed internet connection

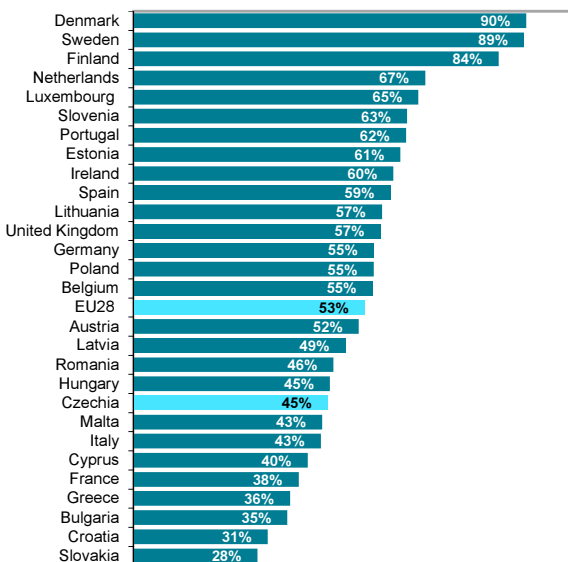
Source: Czech Statistical Office, Survey on ICT usage in enterprises

## D Enterprises and ICT

**Figure D5 Small enterprises in EU countries with internet connection speed at least 100 Mbps; 2019**  
(as a % of small enterprises)



**Figure D6 Large enterprises in EU countries with internet connection speed at least 100 Mbps; 2019**  
(as a % of large enterprises)



## D Enterprises and ICT

Tab. D3 Enterprises in Czechia with a website

%

|   | 2009        | 2014        | 2019        |
|---|-------------|-------------|-------------|
| <b>Total (10+ employees)</b>                      | <b>74,7</b> | <b>82,8</b> | <b>83,3</b> |
| Small enterprises (10-49)                         | 68,3        | 80,5        | 81,0        |
| Medium enterprises (50-249)                       | 89,3        | 91,2        | 91,1        |
| Large enterprises (250+)                          | 93,0        | 93,8        | 93,4        |
| <b>Industry (10+ employees):</b>                  |             |             |             |
| Manufacturing                                     | 74,7        | 84,0        | 85,8        |
| Electricity, gas and water supply                 | 68,2        | 82,6        | 88,8        |
| Construction                                      | 68,3        | 84,4        | 78,1        |
| Sale and repair of motor vehicles                 | 73,6        | 91,9        | 95,3        |
| Wholesale trade                                   | 79,7        | 91,3        | 90,9        |
| Retail trade                                      | 60,9        | 63,7        | 67,0        |
| Transport and storage                             | 65,3        | 66,6        | 69,6        |
| Accommodation                                     | 85,8        | 95,2        | 98,8        |
| Food and beverage services                        | 56,0        | 82,9        | 80,1        |
| Travel agency and related activities              | 97,6        | 98,3        | 92,3        |
| Media industries including publishing activities  | 96,5        | 96,9        | 97,4        |
| Telecommunications                                | 94,5        | 96,3        | 96,0        |
| Computer programming and related activities       | 92,7        | 94,6        | 94,3        |
| Real estate activities                            | 61,0        | 78,3        | 83,7        |
| Professional, scientific and technical activities | 85,6        | 90,9        | 89,4        |
| Administrative and support activities             | 60,2        | 65,3        | 75,9        |

Figure D7 Enterprises with a website customized for mobiles

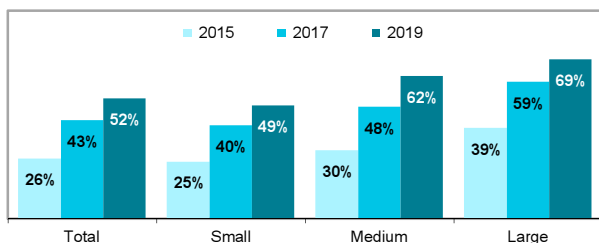
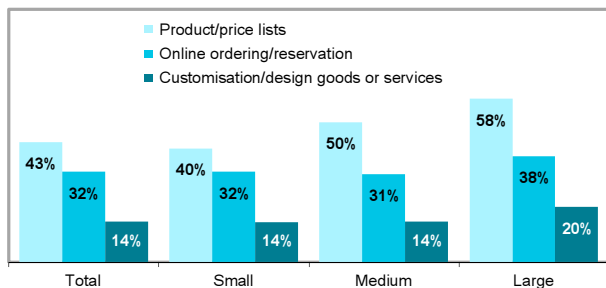


Figure D8 Enterprises with selected websites facilities; 2019

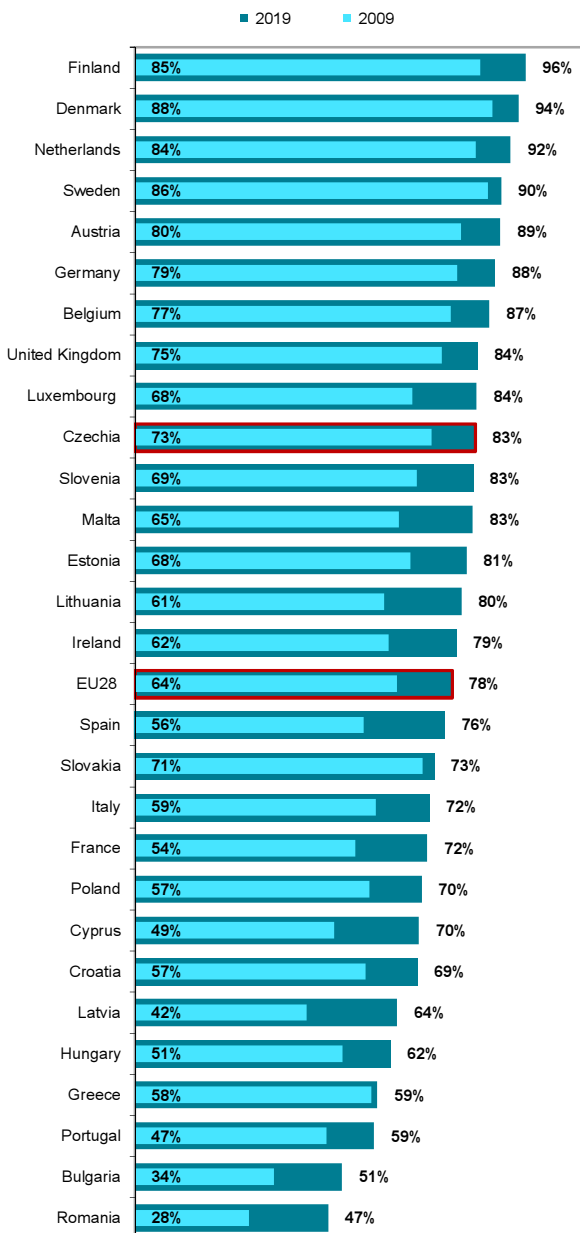


as a percentage of all enterprises with 10+ employees in a given group

Source: Czech Statistical Office, Survey on ICT usage in enterprises

## D Enterprises and ICT

Figure D9 Enterprises with 10+ employees in EU countries with a website (as a % of all enterprises)



Source: Eurostat

## D Enterprises and ICT

Tab. D4 Enterprises in Czechia selling via websites or apps; 2018

|   | Total       | of which sales via websites or apps >10 % of total turnover |
|---|-------------|---|
| <b>Total (10+ employees)</b>                      | <b>23,2</b> | <b>15,8</b>   |
| Small enterprises (10-49)                         | 23,1        | 16,0  |
| Medium enterprises (50-249)                       | 22,7        | 14,5  |
| Large enterprises (250+)                          | 28,9        | 17,6  |
| <b>Industry (10+ employees):</b>                  |             |   |
| Manufacturing                                     | 18,9        | 11,8  |
| Electricity, gas and water supply                 | 8,9         | 4,3   |
| Construction                                      | 10,5        | 4,1   |
| Sale and repair of motor vehicles                 | 42,8        | 29,4  |
| Wholesale trade                                   | 41,4        | 27,3  |
| Retail trade                                      | 33,4        | 26,0  |
| Transport and storage                             | 18,0        | 13,3  |
| Accommodation                                     | 70,5        | 62,1  |
| Food and beverage services                        | 22,3        | 14,0  |
| Travel agency and related activities              | 71,0        | 64,3  |
| Media industries including publishing activities  | 61,4        | 41,4  |
| Telecommunications                                | 53,6        | 35,9  |
| Computer programming and related activities       | 27,0        | 20,5  |
| Real estate activities                            | 11,3        | 8,0   |
| Professional, scientific and technical activities | 15,8        | 10,3  |
| Administrative and support activities             | 15,1        | 13,5  |

Figure D10 Enterprises selling via websites or applications

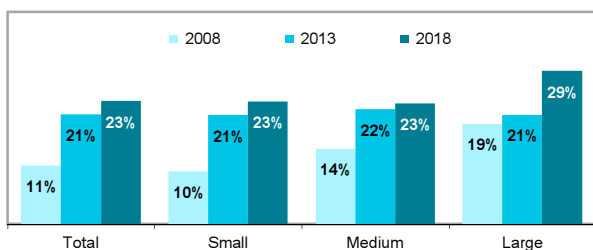
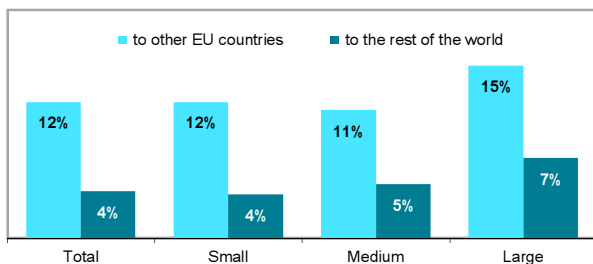


Figure D11 Enterprises selling via websites to abroad; 2018



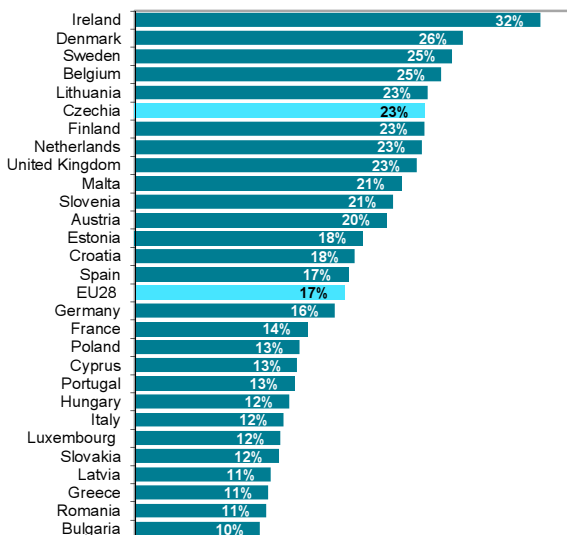
as a percentage of all enterprises with 10+ employees in a given group

Source: Czech Statistical Office, Survey on ICT usage in enterprises

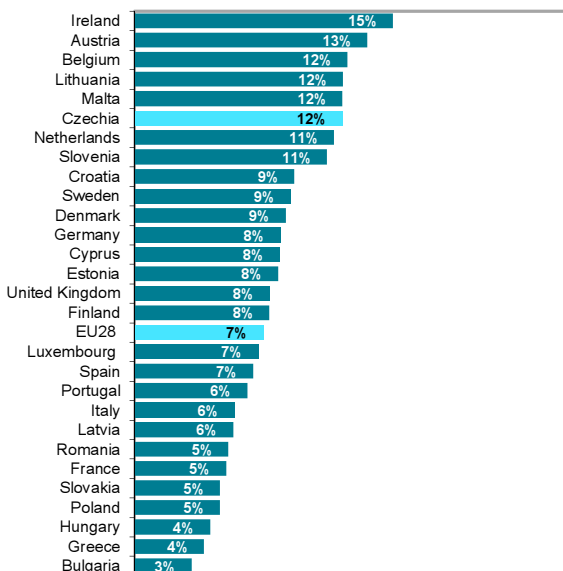


## D Enterprises and ICT

**Figure D12 Enterprises with 10+ employees in EU countries selling via websites or apps; 2018**  
(as a % of all enterprises)



**Figure D13 Enterprises with 10+ employees in EU countries selling via websites to abroad; 2018**  
(as a % of all enterprises)



## D Enterprises and ICT

**Tab. D5 E-commerce: turnover resulting from enterprises' electronic sales in Czechia; 2018**

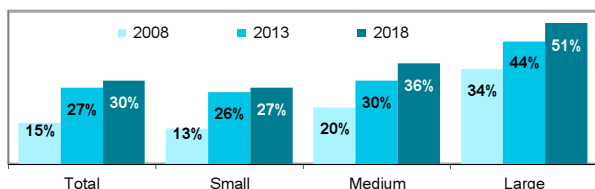
%

|  | Total       | from            |            |
|--|-------------|-----------------|------------|
|  |             | EDI*-type sales | Web sales  |
| <b>Total (10+ employees)</b>                 | <b>31,8</b> | <b>23,0</b>     | <b>8,8</b> |
| Small enterprises (10-49)                    | 14,6        | 5,5             | 9,0        |
| Medium enterprises (50-249)                  | 25,6        | 17,7            | 7,9        |
| Large enterprises (250+)                     | 40,8        | 31,8            | 9,1        |
| <b>Industry (10+ employees):</b>             |             |                 |            |
| Manufacturing                                | 37,9        | 32,4            | 5,6        |
| Electricity, gas and water supply            | 41,9        | 37,2            | 4,7        |
| Construction                                 | 4,3         | 2,8             | 1,4        |
| Sale and repair of motor vehicles            | 29,0        | 16,3            | 12,7       |
| Wholesale trade                              | 29,9        | 14,9            | 14,9       |
| Retail trade                                 | 18,9        | 4,6             | 14,3       |
| Transport and storage                        | 33,0        | 22,3            | 10,7       |
| Accommodation                                | 40,6        | 8,5             | 32,2       |
| Food and beverage services                   | 7,7         | 1,5             | 6,2        |
| Travel agency and related activities         | 45,0        | 8,0             | 37,0       |
| Media industries incl. publishing activities | 36,3        | 7,1             | 29,1       |
| Telecommunications                           | 26,3        | 11,9            | 14,4       |
| Computer programming and related act.        | 23,2        | 10,9            | 12,3       |
| Real estate activities                       | 7,9         | 3,8             | 4,1        |
| Professional, scientific and technical act.  | 5,6         | 2,7             | 2,9        |
| Administrative and support activities        | 26,5        | 10,6            | 15,9       |

as a percentage of total enterprises' turnover in a given group

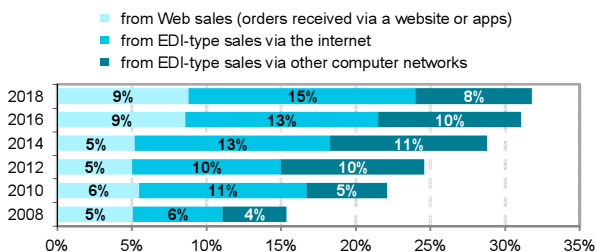
\* EDI = Electronic data interchange

**Figure D14 Enterprises selling over computer networks**



as a percentage of all enterprises with 10+ employees in a given group

**Figure D15 Turnover from enterprises' electronic sales**

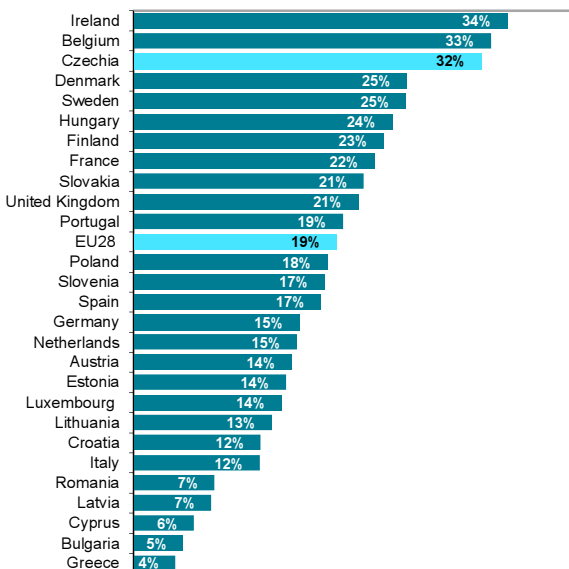


as a percentage of total enterprises' turnover in a given group

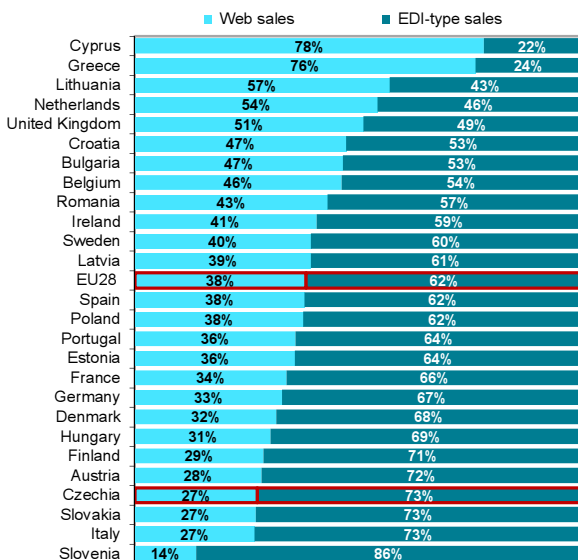
Source: Czech Statistical Office, Survey on ICT usage in enterprises

## D Enterprises and ICT

**Figure D16 Total turnover resulting from enterprises' electronic sales in EU countries; 2018**  
(as a % of total enterprises' (10+ employees) turnover)



**Figure D17 Turnover structure resulting from enterprises' electronic sales in EU countries by type of sales; 2018**



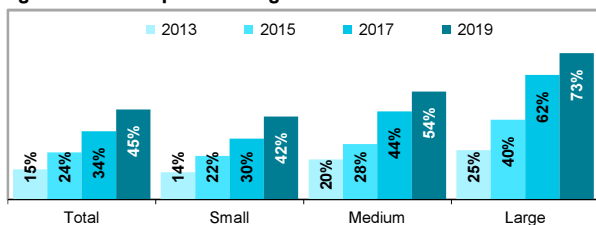
## D Enterprises and ICT

**Tab. D6 Enterprises in Czechia using\* online social networks**

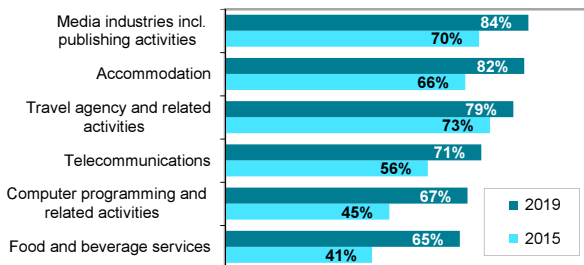
%

|   | 2015        | 2017        | 2019        |
|---|-------------|-------------|-------------|
| <b>Total (10+ employees)</b>                      | <b>23,5</b> | <b>34,1</b> | <b>45,0</b> |
| Small enterprises (10-49)                         | 21,7        | 30,4        | 41,5        |
| Medium enterprises (50-249)                       | 27,6        | 44,1        | 54,1        |
| Large enterprises (250+)                          | 39,9        | 62,3        | 73,3        |
| <b>Industry (10+ employees):</b>                  |             |             |             |
| Manufacturing                                     | 17,3        | 26,5        | 37,6        |
| Electricity, gas and water supply                 | 13,2        | 22,5        | 31,4        |
| Construction                                      | 10,7        | 17,8        | 29,1        |
| Sale and repair of motor vehicles                 | 36,7        | 51,1        | 59,7        |
| Wholesale trade                                   | 30,8        | 43,2        | 52,7        |
| Retail trade                                      | 28,9        | 45,1        | 58,7        |
| Transport and storage                             | 13,2        | 23,9        | 39,2        |
| Accommodation                                     | 66,1        | 78,5        | 82,4        |
| Food and beverage services                        | 40,5        | 52,3        | 64,6        |
| Travel agency and related activities              | 72,9        | 84,2        | 79,4        |
| Media industries including publishing activities  | 69,9        | 78,9        | 83,5        |
| Telecommunications                                | 55,8        | 69,4        | 70,6        |
| Computer programming and related activities       | 45,2        | 62,1        | 66,7        |
| Real estate activities                            | 18,0        | 22,3        | 35,1        |
| Professional, scientific and technical activities | 28,0        | 37,7        | 47,9        |
| Administrative and support activities             | 21,9        | 28,5        | 36,9        |

**Figure D18 Enterprises using\* online social networks**



**Figure D19 Top 5 industries with the highest share of enterprises using\* online social networks**

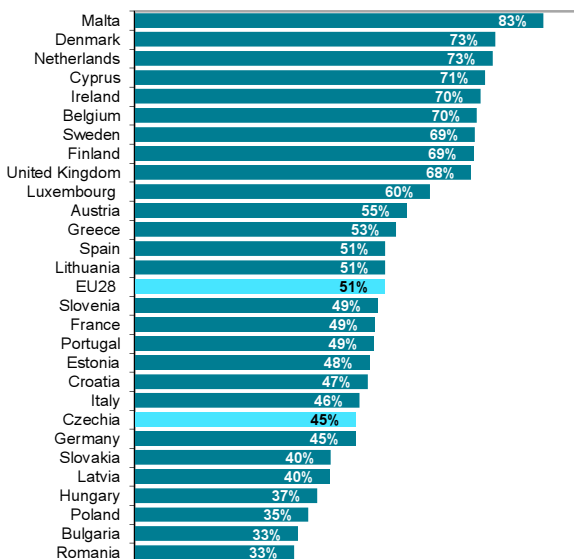


\* having a user profile on online social networks such as Facebook or LinkedIn as a percentage of all enterprises with 10+ employees in a given group

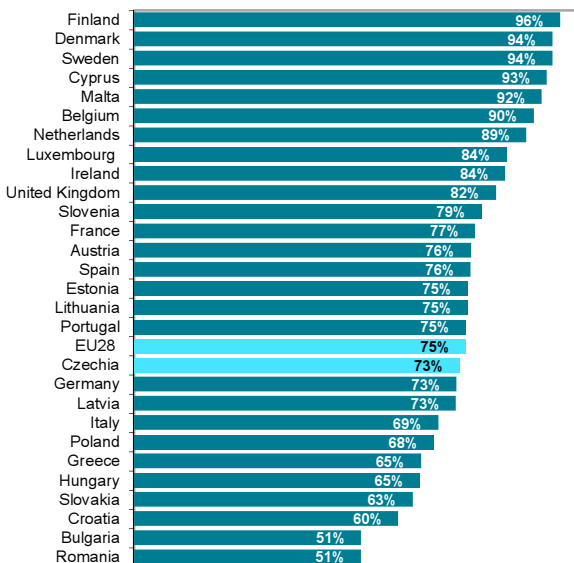
Source: Czech Statistical Office, Survey on ICT usage in enterprises

## D Enterprises and ICT

**Figure D20 Enterprises with 10+ employees in EU countries using\* online social networks; 2019 (as a % of all enterprises)**



**Figure D21 Large enterprises in EU countries using\* online social networks; 2019 (as a % of large enterprises)**



\* having a user profile on online social networks such as Facebook or LinkedIn

Source: Eurostat

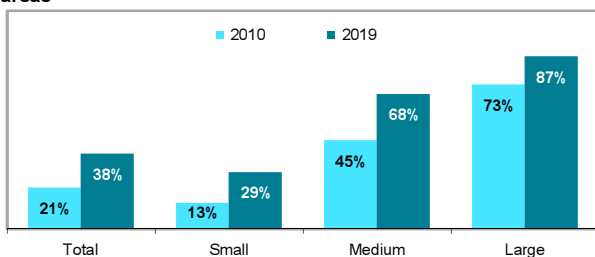
## D Enterprises and ICT

**Tab. D7 Enterprises in Czechia using ERP, CRM and SCM software/information systems; 2019**

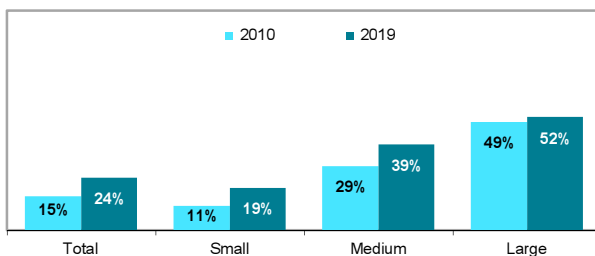
%

|   | ERP         | CRM         | SCM        |
|---|-------------|-------------|------------|
| <b>Total (10+ employees)</b>                      | <b>37,9</b> | <b>24,0</b> | <b>6,5</b> |
| Small enterprises (10-49)                         | 28,7        | 19,2        | 4,9        |
| Medium enterprises (50-249)                       | 68,0        | 39,1        | 9,9        |
| Large enterprises (250+)                          | 87,0        | 51,5        | 22,3       |
| <b>Industry (10+ employees):</b>                  |             |             |            |
| Manufacturing                                     | 48,4        | 24,1        | 7,1        |
| Electricity, gas and water supply                 | 51,0        | 33,2        | 4,4        |
| Construction                                      | 17,5        | 8,1         | 1,2        |
| Sale and repair of motor vehicles                 | 41,2        | 39,2        | 20,2       |
| Wholesale trade                                   | 57,1        | 41,3        | 10,4       |
| Retail trade                                      | 35,2        | 17,5        | 7,9        |
| Transport and storage                             | 23,5        | 13,6        | 5,2        |
| Accommodation                                     | 24,3        | 21,1        | 6,2        |
| Food and beverage services                        | 14,3        | 6,1         | 2,6        |
| Travel agency and related activities              | 33,9        | 47,5        | 8,2        |
| Media industries including publishing activities  | 42,9        | 53,5        | 8,7        |
| Telecommunications                                | 52,8        | 65,3        | 9,6        |
| Computer programming and related activities       | 55,6        | 65,4        | 12,7       |
| Real estate activities                            | 28,4        | 19,2        | 2,4        |
| Professional, scientific and technical activities | 34,3        | 26,3        | 5,4        |
| Administrative and support activities             | 30,2        | 20,7        | 3,5        |

**Figure D22 Enterprises using an ERP software to manage resources by sharing information among different functional areas**



**Figure D23 Enterprises using a CRM software to manage information on customers to various business functions**

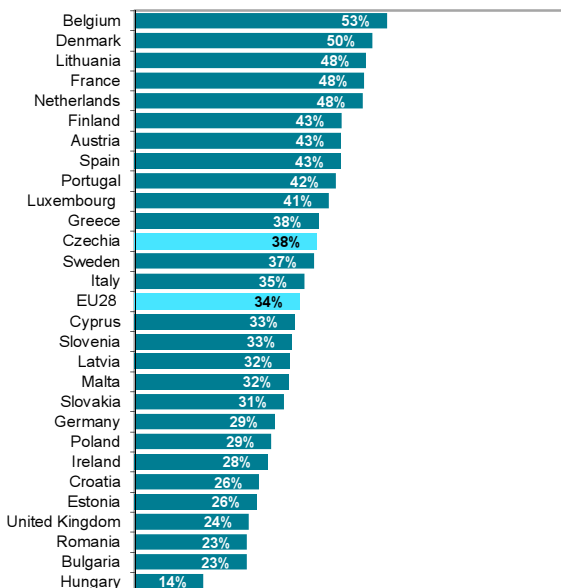


as a percentage of all enterprises with 10+ employees in a given group

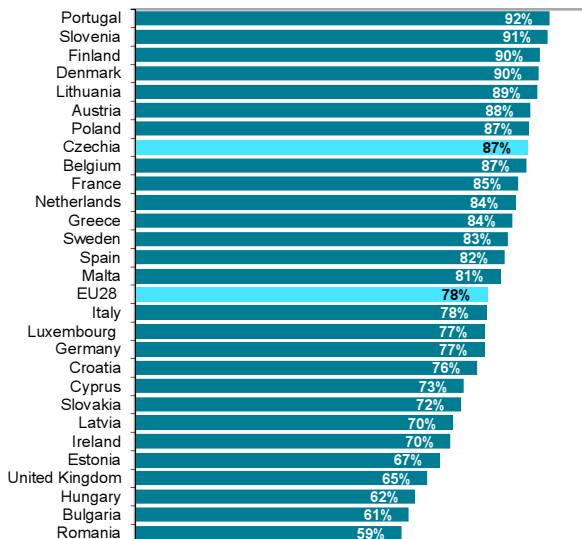
Source: Czech Statistical Office, Survey on ICT usage in enterprises

## D Enterprises and ICT

**Figure D24 Enterprises with 10+ employees in EU countries using an ERP software/information system; 2019 (as a % of all enterprises)**



**Figure D25 Large enterprises in EU countries using an ERP software/information system; 2019 (as a % of large enterprises)**



## D Enterprises and ICT

Tab. D8 ICT security measures used in enterprises in Czechia; 2019

%

|   | Selected ICT security measures |              |                 |
|---|--------------------------------|--------------|-----------------|
|   | Data backup                    | VPN networks | Data encryption |
| <b>Total (10+ employees)</b>                      | <b>81,8</b>                    | <b>49,1</b>  | <b>35,8</b>     |
| Small enterprises (10-49)                         | 78,2                           | 40,9         | 30,4            |
| Medium enterprises (50-249)                       | 94,8                           | 75,6         | 51,6            |
| Large enterprises (250+)                          | 95,9                           | 93,2         | 71,6            |
| <b>Industry (10+ employees):</b>                  |                                |              |                 |
| Manufacturing                                     | 85,5                           | 50,7         | 33,9            |
| Electricity, gas and water supply                 | 88,1                           | 64,0         | 42,0            |
| Construction                                      | 73,2                           | 29,5         | 22,6            |
| Sale and repair of motor vehicles                 | 88,1                           | 53,7         | 35,9            |
| Wholesale trade                                   | 90,9                           | 67,0         | 39,8            |
| Retail trade                                      | 74,9                           | 46,1         | 43,3            |
| Transport and storage                             | 78,0                           | 41,2         | 28,7            |
| Accommodation                                     | 78,4                           | 41,7         | 31,2            |
| Food and beverage services                        | 57,2                           | 21,2         | 17,0            |
| Travel agency and related activities              | 85,8                           | 63,1         | 39,0            |
| Media industries incl. publishing activities      | 92,6                           | 77,7         | 63,6            |
| Telecommunications                                | 91,0                           | 84,8         | 64,5            |
| Computer programming and related activities       | 95,1                           | 87,9         | 78,7            |
| Real estate activities                            | 84,1                           | 49,5         | 40,2            |
| Professional, scientific and technical activities | 91,4                           | 63,2         | 47,2            |
| Administrative and support activities             | 73,7                           | 36,8         | 39,6            |

Figure D26 Enterprises that experienced at least one ICT related security incident; 2018

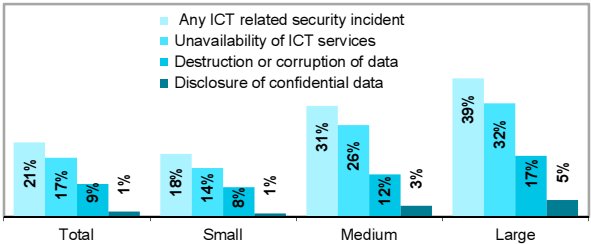
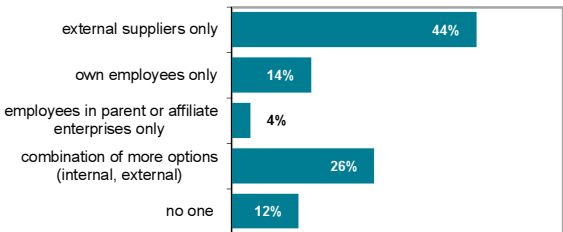


Figure D27 Who carries out the ICT security related activities in enterprises; 2019



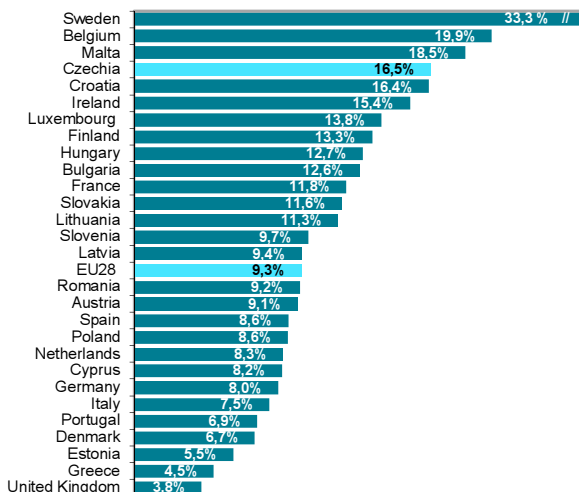
as a percentage of all enterprises with 10+ employees in a given group

Source: Czech Statistical Office, Survey on ICT usage in enterprises



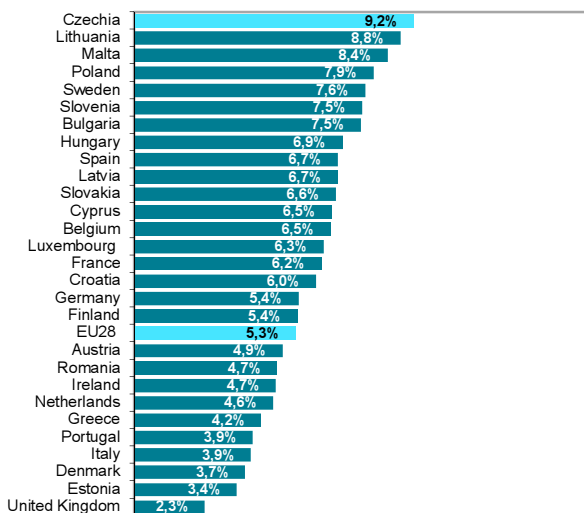
## D Enterprises and ICT

**Figure D28 Enterprises with 10+ employees in EU countries that experienced unavailability of ICT services\*; 2018**  
(as a % of all enterprises)



\* including Denial of Service attacks, ransomware attacks, hardware or software failures

**Figure D29 Enterprises with 10+ employees in EU countries that experienced destruction or corruption of data\*; 2018**  
(as a % of all enterprises)



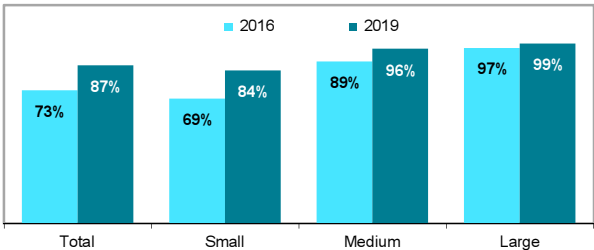
\* including data destruction or corruption due to infection of malicious software or unauthorised intrusion (e.g.hacker's attack)

## D Enterprises and ICT

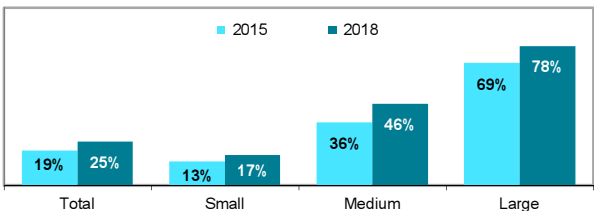
**Tab. D9 Enterprises in Czechia providing employees with mobile phones and computers; 2019**

|   | Mobile phone | Desktop     | Laptop or tablet |
|---|--------------|-------------|------------------|
| <b>Total (10+ employees)</b>                      | <b>86,7</b>  | <b>89,7</b> | <b>78,7</b>      |
| Small enterprises (10-49)                         | 84,0         | 88,0        | 74,5             |
| Medium enterprises (50-249)                       | 95,9         | 95,5        | 93,1             |
| Large enterprises (250+)                          | 98,8         | 97,2        | 98,6             |
| <b>Industry (10+ employees):</b>                  |              |             |                  |
| Manufacturing                                     | 88,3         | 93,8        | 79,9             |
| Electricity, gas and water supply                 | 93,1         | 93,4        | 86,4             |
| Construction                                      | 86,4         | 90,1        | 74,4             |
| Sale and repair of motor vehicles                 | 89,2         | 96,0        | 87,8             |
| Wholesale trade                                   | 92,0         | 92,3        | 87,9             |
| Retail trade                                      | 80,8         | 87,3        | 64,5             |
| Transport and storage                             | 90,0         | 82,5        | 79,2             |
| Accommodation                                     | 84,6         | 95,9        | 76,6             |
| Food and beverage services                        | 65,4         | 77,9        | 55,5             |
| Travel agency and related activities              | 89,6         | 97,3        | 86,3             |
| Media industries incl. publishing activities      | 93,6         | 93,7        | 94,7             |
| Telecommunications                                | 99,3         | 96,5        | 98,7             |
| Computer programming and related activities       | 95,0         | 79,5        | 98,6             |
| Real estate activities                            | 87,0         | 88,4        | 79,8             |
| Professional, scientific and technical activities | 90,3         | 89,4        | 86,3             |
| Administrative and support activities             | 78,6         | 84,9        | 72,8             |

**Figure D30 Enterprises providing employees with mobile phones that allow internet connection**



**Figure D31 Enterprises providing training for employees to develop their ICT related skills**

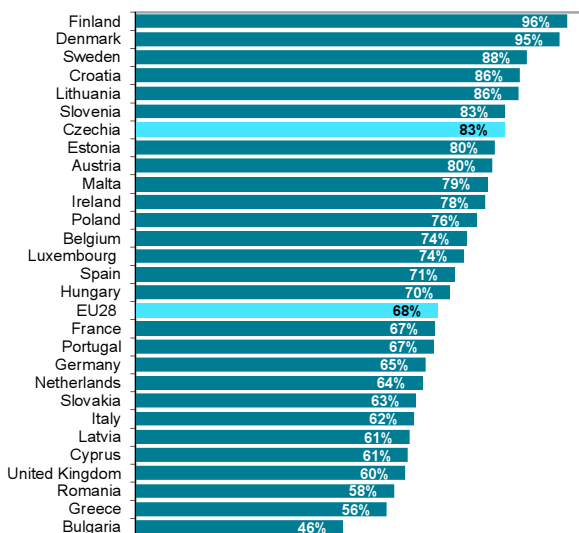


as a percentage of all enterprises with 10+ employees in a given group

Source: Czech Statistical Office, Survey on ICT usage in enterprises

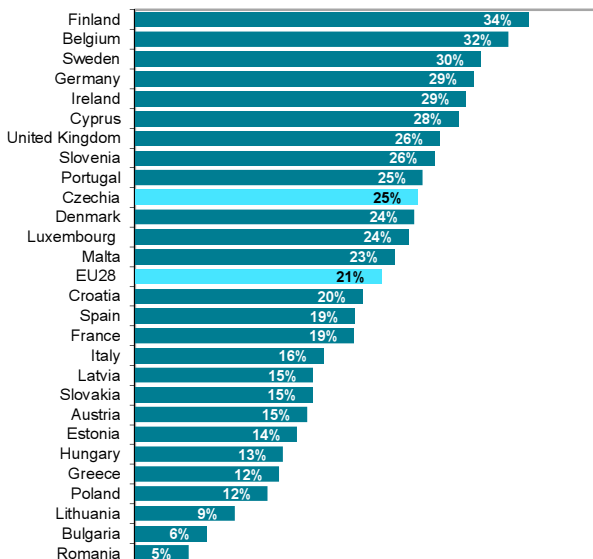
## D Enterprises and ICT

**Figure D32 Enterprises with 10+ employees in EU countries providing employees with portable devices\* that allow internet connection; 2019 (as a % of all enterprises)**



\* smartphone, laptop or tablet

**Figure D33 Enterprises with 10+ employees in EU countries providing training for employees to develop their ICT related skills; 2018 (as a % of all enterprises)**



Source: Eurostat

## D Enterprises and ICT

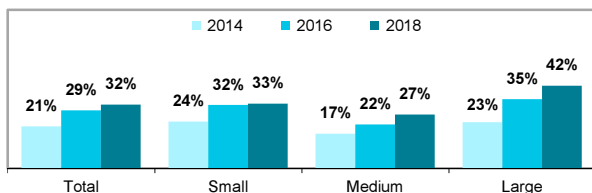
**Tab. D10 Enterprises in Czechia employing ICT specialists; 2019**

%

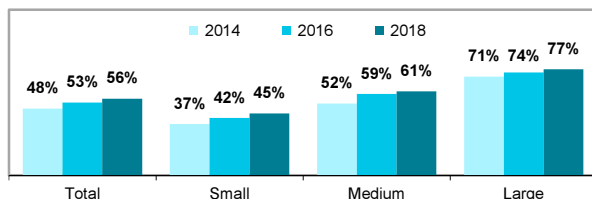
|  | Total       | of which enterprises that during 2018:      |   |
|--|-------------|---|---|
|  |             | recruited or tried to recruit new ICT spec. | had vacancies for ICT spec. difficult to fill |
| <b>Total (10+ employees)</b>           | <b>20,4</b> | <b>8,1</b>                                  | <b>6,5</b>                                    |
| Small enterprises (10-49)              | 12,7        | 5,0   | 4,1   |
| Medium enterprises (50-249)            | 40,8        | 14,2  | 11,0  |
| Large enterprises (250+)               | 80,5        | 43,1  | 33,5  |
| <b>Industry (10+ employees):</b>       |             |   |   |
| Manufacturing                          | 22,6        | 7,1   | 4,8   |
| Electricity, gas and water supply      | 30,0        | 9,4   | 5,9   |
| Construction                           | 9,7         | 3,8   | 2,8   |
| Sale and repair of motor vehicles      | 19,0        | 2,0   | 1,8   |
| Wholesale trade                        | 22,8        | 6,6   | 5,3   |
| Retail trade                           | 19,5        | 6,4   | 5,4   |
| Transport and storage                  | 9,2         | 2,5   | 1,9   |
| Accommodation                          | 14,1        | 1,7   | 1,3   |
| Food and beverage services             | 5,2         | 1,4   | 1,1   |
| Travel agency and related activities   | 22,1        | 15,0  | 12,8  |
| Media industries                       | 58,4        | 34,9  | 29,8  |
| Telecommunications                     | 86,8        | 52,0  | 49,9  |
| IT programming and related activ.      | 91,1        | 75,2  | 70,7  |
| Real estate activities                 | 17,8        | 3,3   | 2,6   |
| Professional, scientific & techn. act. | 19,3        | 8,6   | 7,2   |
| Administrative and support activ.      | 12,0        | 5,7   | 3,7   |

as a percentage of all enterprises with 10+ employees in a given group

**Figure D34 Enterprises\* having vacancies for ICT specialists that were difficult to fill**



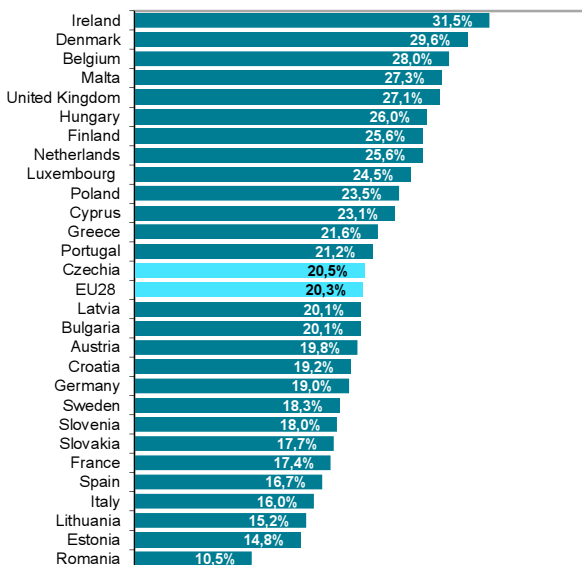
**Figure D35 Enterprises\* providing training for ICT specialists to develop their ICT related skills**



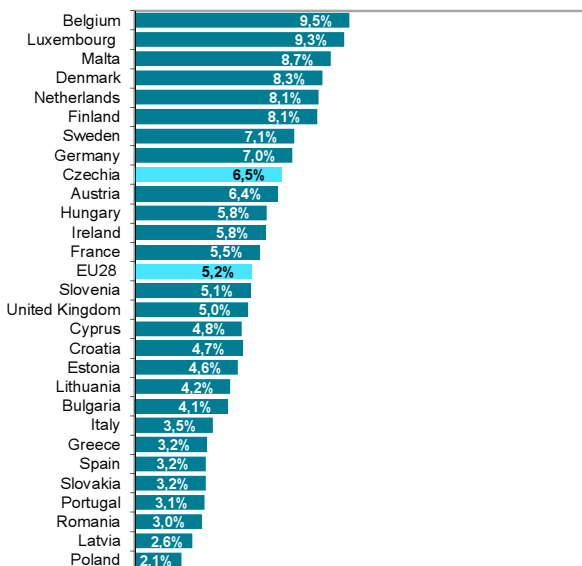
\* as a percentage of all enterprises with 10+ employees employing ICT specialists in a given group

## D Enterprises and ICT

**Figure D36 Enterprises with 10+ employees in EU countries employing ICT specialists; 2019 (as a % of all enterprises)**



**Figure D37 Enterprises with 10+ employees in EU countries having vacancies for ICT specialists that were difficult to fill; 2018 (as a % of all enterprises)**



## D Enterprises and ICT

Tab. D11 Employees in enterprises in Czechia using mobile phones or computers at work; 2019

%

|  | Total       | of which with:         |                            |
|--|-------------|------------------------|----------------------------|
|  |             | access to the internet | mobile telephone networks* |
| <b>Total (10+ employees)</b>                 | <b>53,6</b> | <b>45,6</b>            | <b>27,6</b>                |
| Small enterprises (10-49)                    | 52,2        | 48,5                   | 31,2                       |
| Medium enterprises (50-249)                  | 50,8        | 45,6                   | 27,5                       |
| Large enterprises (250+)                     | 56,0        | 44,1                   | 25,7                       |
| <b>Industry (10+ employees):</b>             |             |                        |                            |
| Manufacturing                                | 47,0        | 38,4                   | 20,6                       |
| Electricity, gas and water supply            | 63,4        | 56,3                   | 32,7                       |
| Construction                                 | 50,7        | 47,7                   | 34,1                       |
| Sale and repair of motor vehicles            | 72,4        | 69,7                   | 37,4                       |
| Wholesale trade                              | 74,5        | 69,6                   | 46,5                       |
| Retail trade                                 | 53,7        | 40,4                   | 18,2                       |
| Transport and storage                        | 60,3        | 40,3                   | 26,0                       |
| Accommodation                                | 45,5        | 41,7                   | 21,4                       |
| Food and beverage services                   | 35,0        | 25,7                   | 14,6                       |
| Travel agency and related activities         | 83,0        | 81,3                   | 28,7                       |
| Media industries incl. publishing activities | 91,9        | 91,0                   | 60,8                       |
| Telecommunications                           | 95,4        | 94,0                   | 86,5                       |
| Computer programming and related activ.      | 94,5        | 94,1                   | 79,0                       |
| Real estate activities                       | 65,2        | 62,0                   | 38,5                       |
| Professional, scientific and technical activ | 83,0        | 81,2                   | 53,7                       |
| Administrative and support activities        | 24,8        | 22,6                   | 14,0                       |

\* enterprise provides employees with portable devices that allow a mobile connection to the internet using mobile telephone networks and pay for all or at least up to a limit

Figure D38 Employees using computers at work

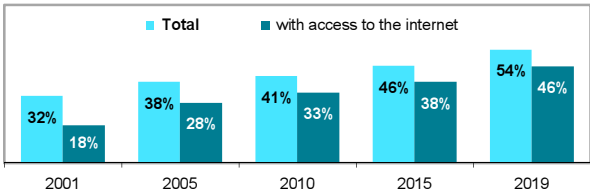
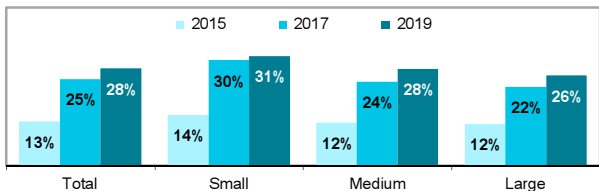


Figure D39 Employees using portable devices provided by the enterprise, that allows internet connection via mobile telephone networks at work

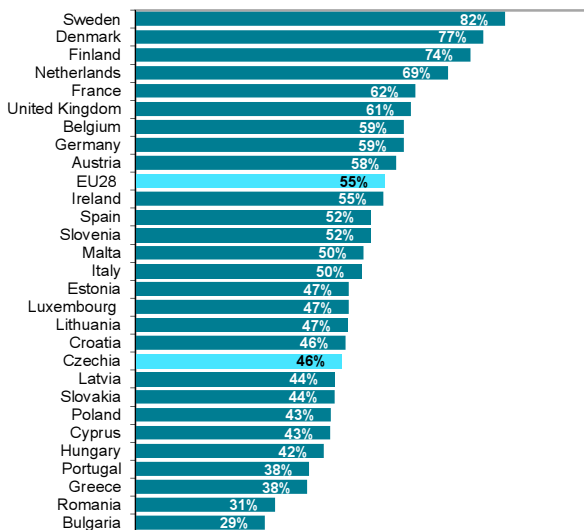


as a percentage of all employees in enterprises in a given group

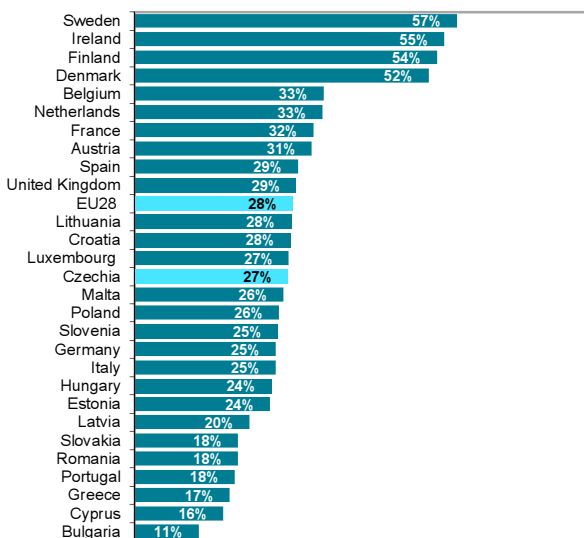
Source: Czech Statistical Office, Survey on ICT usage in enterprises

## D Enterprises and ICT

**Figure D40 Employees in enterprises with 10+ employees in EU countries using computers with access to the internet at work; 2019 (as a % of all employees)**



**Figure D41 Employees in enterprises with 10+ employees in EU countries using portable devices provided by the enterprise, that allows internet connection via mobile telephone networks at work; 2019 (as a % of all employees)**



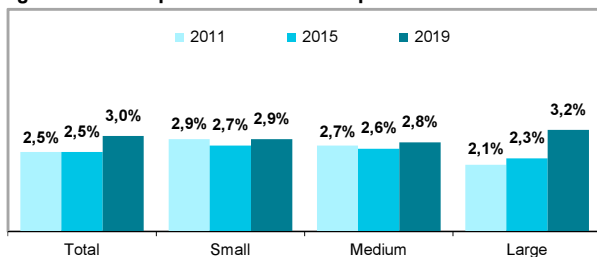
## D Enterprises and ICT

**Tab. D12 Share of ICT specialists on all employees in enterprises in Czechia; 2019**

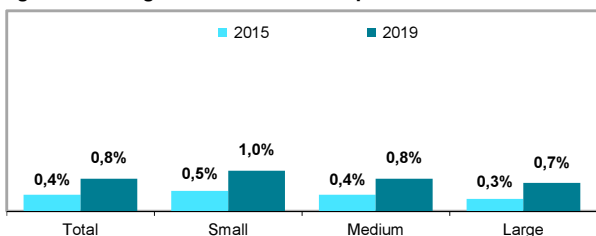
%

|   | Total      | of which programmers* |
|---|------------|-----------------------|
| <b>Total (10+ employees)</b>                      | <b>3,0</b> | <b>0,8</b>            |
| Small enterprises (10-49)                         | 2,9        | 1,0                   |
| Medium enterprises (50-249)                       | 2,8        | 0,8                   |
| Large enterprises (250+)                          | 3,2        | 0,7                   |
| <b>Industry (10+ employees):</b>                  |            |                       |
| Manufacturing                                     | 0,9        | 0,3                   |
| Electricity, gas and water supply                 | 1,3        | 0,3                   |
| Construction                                      | 1,0        | 0,5                   |
| Sale and repair of motor vehicles                 | 1,1        | 0,4                   |
| Wholesale trade                                   | 1,7        | 0,6                   |
| Retail trade                                      | 1,6        | 0,4                   |
| Transport and storage                             | 0,7        | 0,1                   |
| Accommodation                                     | 0,6        | 0,1                   |
| Food and beverage services                        | 0,4        | 0,1                   |
| Travel agency and related activities              | 3,1        | 1,5                   |
| Media industries including publishing activities  | 12,5       | 4,1                   |
| Telecommunications                                | 23,3       | 4,5                   |
| Computer programming and related activities       | 58,5       | 13,9                  |
| Real estate activities                            | 1,7        | 0,5                   |
| Professional, scientific and technical activities | 3,7        | 0,9                   |
| Administrative and support activities             | 0,7        | 0,2                   |

**Figure D42 ICT specialists in all enterprises**



**Figure D43 Programmers\* in all enterprises**



\* *programmers developing software, applications and information systems designed for the company's internal needs*

*as a percentage of all employees in enterprises in a given group*

*Source: Czech Statistical Office, Survey on ICT usage in enterprises*