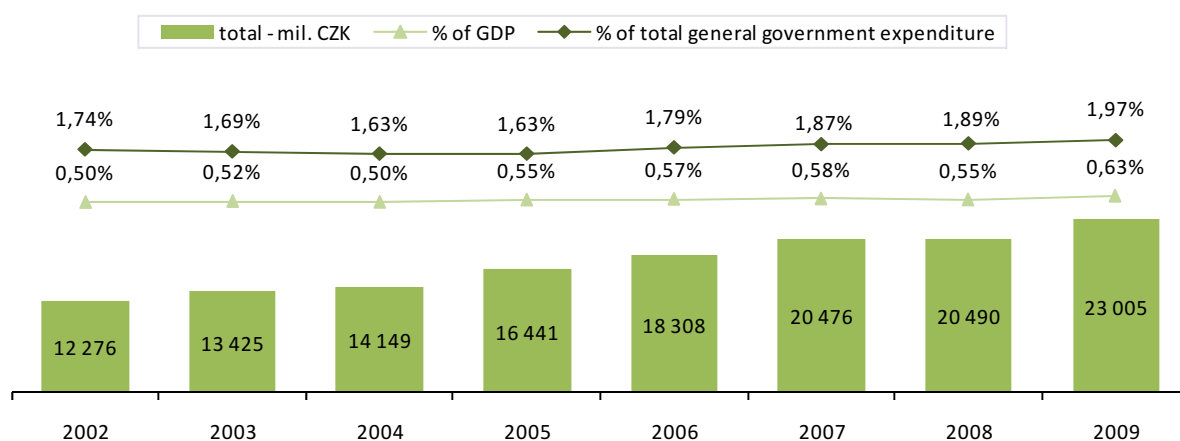


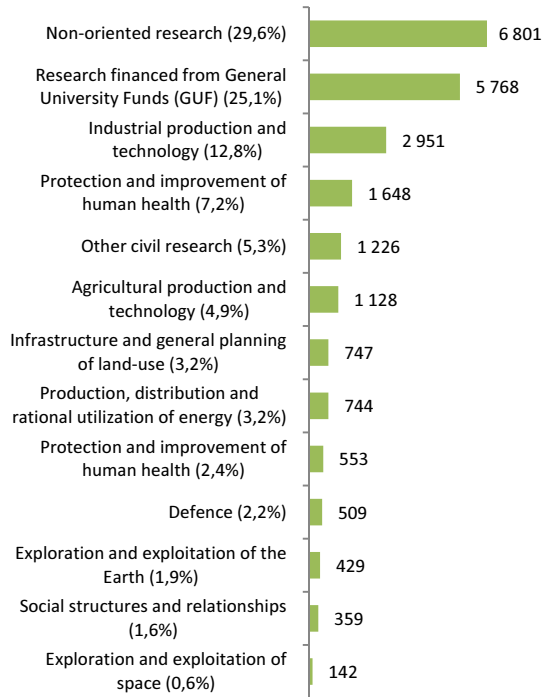
1. Basic data GBAORD 2009

- In the Czech Republic in 2009, the government budget appropriations or outlays for R&D (GBAORD) reached the amount of **CZK 23,005.2 million**. Compared with the previous year, state support for research and development rose only by 12.3% (from CZK 20,489.6 million in 2008). This amount represented a **0.63% share of GDP** (0.55% in 2008). GBAORD accounted for **1.97% of the total state budget expenditure** in 2009 (1.89% in 2008).
- **Institutional funding** was allocated **CZK 11,769.5 million** and **project funding** was allocated **CZK 11,235.6 million** from the total amount of government budget appropriations. Most of the government budget appropriations or outlays for research and development were directed to civilian research and development (97.8%), while **defence (military) research** and development was granted **2.2%** of funding. Compared to 2008, the share of defence R&D in total GBAORD has not changed. Since 2002, expenditure on defence (military) research has ranged from 2 to 3.5% of total GBAORD and is almost entirely funded from the budget of the Ministry of Defence.
- The largest portion of state support for research and development (GBAORD) was directed through the budgetary chapters of the Academy of Sciences and Czech Science Foundation to the **non-oriented research (SEO 11)**. In numbers, it was **CZK 6,801.1 million**, which is a **29.6%** share of total GBAORD. The proportion of socio-economic objectives within the overall GBAORD fell slightly from 29.9% (from CZK 6,126.1 million) in 2008. **Research financed from general university funds (SEO 10)** was the second most supported objective, when it was allocated **5,767.8 million CZK** and reached the share of **25.1%** of the total GBAORD. Compared with the previous year, this share declined from 26.4%, in absolute terms from CZK 5,401.0 million in 2008.
- The clearly specified goals directed most state support, especially through the Ministry of Industry and Trade, in industrial **production and technology (SEO 07)**. In total it was **CZK 2,950.9 million**, which corresponds to the proportion of **12.8%**. Compared to 2008 there was an increase in the proportion of this goal in the total GBAORD (from 11.5% and CZK 2,353 million CZK). Other areas with strong government support for research and development in 2009 also included **the protection and improvement of human health (SEO 04)**. The expenditure on research and development in this area equalled to **CZK 647.9 million**, which corresponds to the proportion of **7.2%**. In 2009, the smallest share of state funding was given to support exploration and exploitation of space (SEO 09). Research and development in this area received only CZK 141.9 million, which corresponds to 0.6% of total GBAORD.
- The **Ministry of Education, Youth and Sport** provided the largest funding through its budget chapter (CZK 8,173.2 million; the share of 35.5% of total GBAORD). This was followed by the Academy of Sciences (CZK 5,900.9 million; 25.7%), Ministry of Industry and Trade (CZK 3,177.4 million; 13.8%). Czech Science Foundation granted the amount of CZK 1,783.6 million (7.8%). The least funding to support R&D in 2009 was provided by Technology Agency (CZK 819 thousand) as the agency was being established at that time.
- The most important beneficiaries of government budget support of research and development were in 2009 **public research institutions**. Their share of total GBAORD was 33.8% (CZK 7,770.2 million). Almost the same proportion was recorded with universities (33.7%; CZK 7,743.8 million). The lowest proportion (only 0.2%, CZK 51.5 million) of R&D support was seen with projects carried out by natural persons.
- The capital city of **Prague** was the dominant beneficiary of government budget support of research and development, with the share of 57.2%, which reflects the high concentration of universities and public research institutions located in the capital. The second most important beneficiary was the Jihomoravský region with the share of 14.7%.

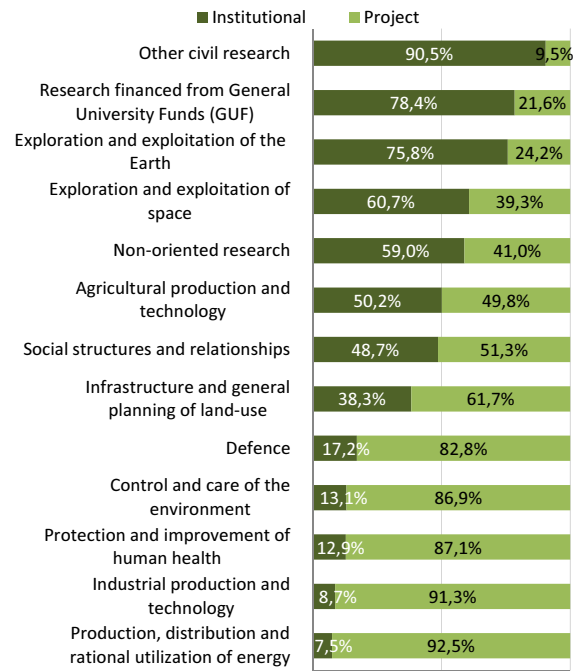
GRAPH 1-1: Total GBAORD in million CZK, as a percentage of GDP and total general government expenditure; 2002–2009



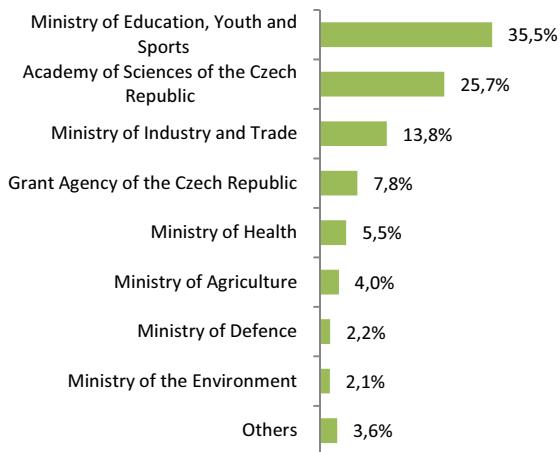
GRAPH 1-2: Total GBAORD – objectives by NABS1992 (% and million CZK); 2009



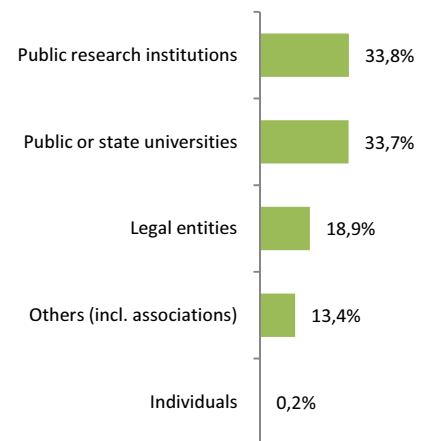
GRAPH 1-3: Total GBAORD – structure by the type of funding; 2009



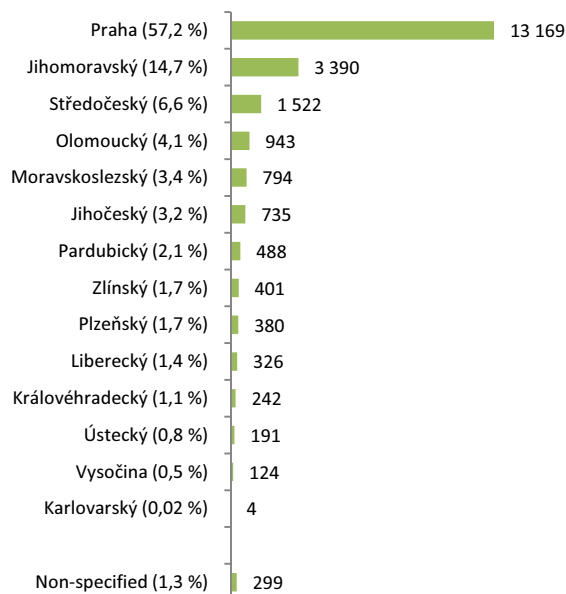
GRAPH 1-4: Total GBAORD – by providers (%); 2009



GRAPH 1-5: Total GBAORD – by beneficiaries (%); 2009



GRAPH 1-6: Total GBAORD – by regions (% and million CZK); 2009



GRAPH 1-7: Total GBAORD – average annual growth rate; 2005–2009

