

## ANALYSIS

April 20, 2017

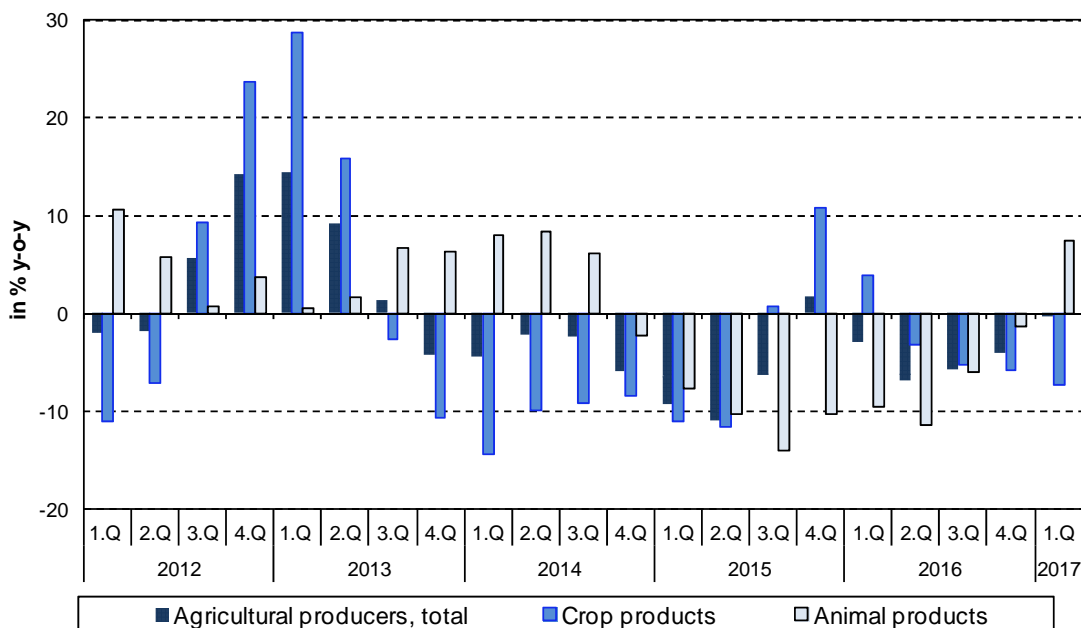
### PRODUCER PRICE INDICES IN Q1 2017

In Q1 2017, compared to Q4 2016, agricultural producer prices grew by 1.2%. Industrial producer prices and construction work prices, according to an estimate were both higher by 1.3% and 0.3%, respectively. Prices of market services went down by 0.2%. In comparison with Q1 2016, prices of industrial producers rose by 2.7% and construction work prices, according to an estimate went up by 1.2% in Q1 2017. Prices of market services also increased by 0.7%. Agricultural producer prices were lower by 0.2%.

Compared to Q4 2016, agricultural producer prices grew by 1.2% in Q1 2017. Increasing were prices of milk (+15.1%), eggs (+7.9%), oil plants (+4.2%) and poultry (+3.1%). On the increase were also prices of fruit and potatoes (+3.0% both) and cereals (+2.5%). Lower were prices of fresh vegetables (-4.9%) and pigs for slaughter (-3.8%).

Prices of agricultural producers in Q1 2017 compared to Q1 2016 decreased by 0.2%. Prices of crop products fell by 7.2% and prices of animal products grew by 7.5%. Lower prices in crop products were mainly affected by prices of fresh vegetables (-35.9%), cereals (-9.5%) and potatoes (-20.0%). Higher were prices of fruit (+1.9%) and oil plants (+1.3%). Among animal products prices increases were recorded in pigs for slaughter (+18.8%), milk (+7.6%) and eggs (+4.3%).

Y-o-y changes of agricultural producer prices



**Information Services Unit – Headquarters**

Are you interested in the latest data connected with inflation, GDP, population, wages and much more?

You can find them on pages of the Czech Statistical Office on the Internet: [www.czso.cz](http://www.czso.cz)

tel: +420 274 052 304, e-mail: [infoservis@czso.cz](mailto:infoservis@czso.cz)

## ANALYSIS

In comparison with Q4 2016, prices of industrial producers increased by 1.3% in Q1 2017. Prices rose in 'coke, refined petroleum products'. Prices were higher in 'chemicals and chemical products' (+7.4%), 'mining and quarrying' (+4.6%) and 'basic metals, fabricated metal products' (+3.0%). Prices also went up in 'food products, beverages, tobacco' (+0.4%). On the decreases were prices in 'electricity, gas, steam and air conditioning' (-1.1%) and 'basic pharmaceutical products' (-0.7%).

### Industrial producer price indices (previous quarter = 100)

Code	Name	2016			2017
		Q2	Q3	Q4	Q1
	<b>TOTAL</b>	<b>100,3</b>	<b>100,3</b>	<b>100,8</b>	<b>101,3</b>
<b>B</b>	<b>Mining and quarrying</b>	<b>99,5</b>	<b>100,5</b>	<b>100,2</b>	<b>104,6</b>
<b>C</b>	<b>Manufactured products</b>	<b>100,4</b>	<b>100,3</b>	<b>101,0</b>	<b>101,6</b>
CA	Food products, beverages, tobacco	98,7	100,4	101,4	100,4
CB	Textiles, clothes, leather and leather products	100,1	100,0	100,3	99,4
CC	Wood, wood product, paper, printing	99,7	99,8	100,0	100,4
CD	Coke, refined petroleum products	i.d.	i.d.	i.d.	i.d.
CE	Chemicals and chemical products	99,0	99,8	100,5	107,4
CF	Basic pharmaceutical products	100,3	100,0	99,2	99,3
CG	Rubber and plastic prod., other non-metallic min. prod.	99,8	99,9	100,0	100,6
CH	Basic metals, fabricated metal products	99,5	101,3	100,4	103,0
CI	Computer, electronic and optical products	99,7	100,3	100,4	101,0
CJ	Electrical equipments	99,7	100,2	100,7	101,3
CK	Machinery and equipment n.e.c.	99,7	100,1	100,1	100,8
CL	Transport equipment	99,6	99,8	100,2	99,6
CM	Furniture, other manufactured product	100,5	100,2	100,2	101,7
<b>D</b>	<b>Electricity, gas, steam and air conditioning</b>	<b>99,9</b>	<b>100,0</b>	<b>100,0</b>	<b>98,9</b>
<b>E</b>	<b>Water supply, sewerage, waste manag. and rem. serv.</b>	<b>101,1</b>	<b>100,0</b>	<b>100,0</b>	<b>101,0</b>

Note: i.d. - individual data

Prices of industrial producers increased in Q1 2017 by 2.7% y-o-y. Prices rose significantly in 'coke, refined petroleum products'. On the increase were also prices in 'chemicals and chemical products' (+6.8%), 'mining and quarrying' (+4.8%) and 'basic metals, fabricated metal products' (+4.0%). Prices were higher in 'water supply, sewerage, waste management and remediation services' (+2.1%) and 'food products, beverages, tobacco' (+0.9%). On the decrease were prices in 'electricity, gas, steam and air conditioning' and 'basic pharmaceutical products' (-1.2% both).

#### Information Services Unit – Headquarters

Are you interested in the latest data connected with inflation, GDP, population, wages and much more?

You can find them on pages of the Czech Statistical Office on the Internet: [www.czso.cz](http://www.czso.cz)

tel: +420 274 052 304, e-mail: [infoservis@czso.cz](mailto:infoservis@czso.cz)

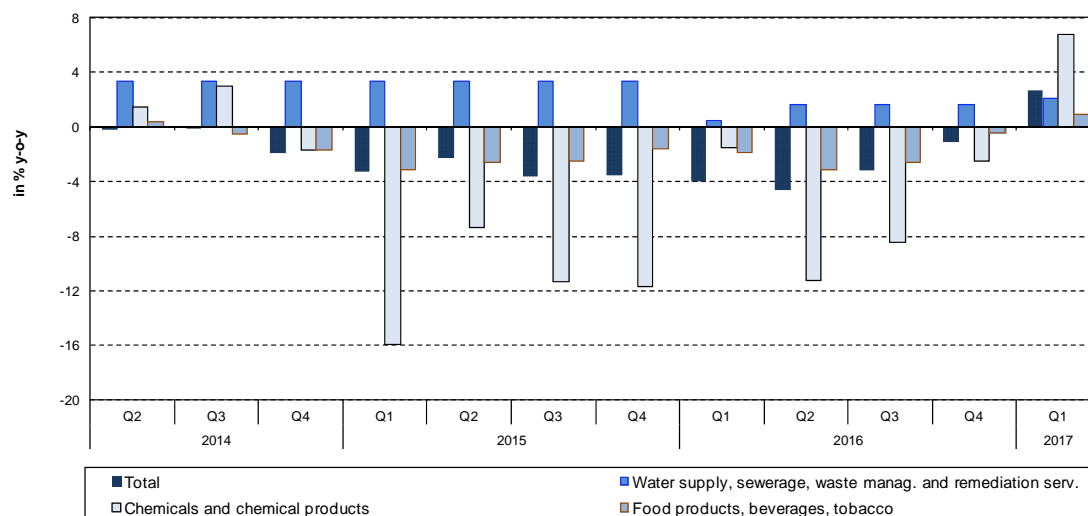
## ANALYSIS

### Industrial producer price indices

Code	Name	Corresponding period of the previous year = 100				
		2016	2017			
		Q4	January	February	March	Q1
	<b>TOTAL</b>	<b>98,9</b>	<b>102,1</b>	<b>103,1</b>	<b>103,0</b>	<b>102,7</b>
<b>B</b>	<b>Mining and quarrying</b>	<b>94,8</b>	<b>102,3</b>	<b>105,8</b>	<b>106,2</b>	<b>104,8</b>
<b>C</b>	<b>Manufactured products</b>	<b>99,6</b>	<b>102,6</b>	<b>104,0</b>	<b>103,8</b>	<b>103,4</b>
CA	Food products, beverages, tobacco	99,6	100,5	100,6	101,5	100,9
CB	Textiles, clothes, leather and leather products	100,1	99,5	99,9	100,0	99,8
CC	Wood, wood product, paper, printing	99,3	99,9	100,1	100,0	100,0
CD	Coke, refined petroleum products	i.d.	i.d.	i.d.	i.d.	i.d.
CE	Chemicals and chemical products	97,5	101,9	108,5	110,2	106,8
CF	Basic pharmaceutical products	100,2	98,7	98,7	99,0	98,8
CG	Rubber and plastic products, other non-metallic min. products	99,4	99,9	100,3	100,6	100,3
CH	Basic metals, fabricated metal products	99,2	101,2	104,8	106,1	104,0
CI	Computer, electronic and optical products	100,8	100,9	101,7	101,7	101,4
CJ	Electrical equipments	99,6	101,4	102,0	102,0	101,8
CK	Machinery and equipment n.e.c.	100,2	100,3	100,7	100,9	100,6
CL	Transport equipment	98,6	99,1	99,1	99,2	99,1
CM	Furniture, other manufactured products	100,7	102,5	102,5	102,4	102,5
<b>D</b>	<b>Electricity, gas, steam and air conditioning</b>	<b>95,9</b>	<b>98,9</b>	<b>98,8</b>	<b>98,8</b>	<b>98,8</b>
<b>E</b>	<b>Water supply, sewerage, waste manag. and remediation serv.</b>	<b>101,6</b>	<b>102,1</b>	<b>102,1</b>	<b>102,1</b>	<b>102,1</b>

Note: i.d. - individual data

Y-o-y changes of prices of industrial producers



#### Information Services Unit – Headquarters

Are you interested in the latest data connected with inflation, GDP, population, wages and much more?

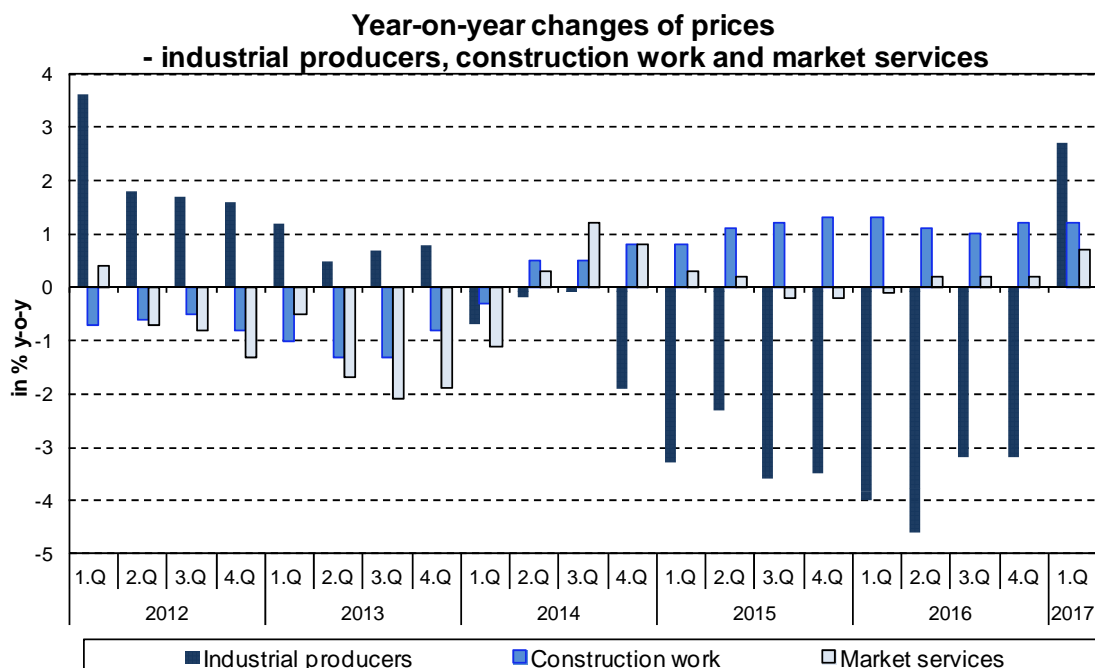
You can find them on pages of the Czech Statistical Office on the Internet: [www.czso.cz](http://www.czso.cz)

tel: +420 274 052 304, e-mail: [infoservis@czso.cz](mailto:infoservis@czso.cz)

## ANALYSIS

According to an estimate, **construction work** prices in **Q1 2017** compared to **Q4 2016** (after specification) were higher by 0.3%, prices of construction material input grew by 1.2%.

According to an estimate, **construction work** prices in **Q1 2017** compared to the **corresponding period of 2016 (after specification)** rose by 1.2%, prices of construction material input grew by 1.5%.



**In comparison to Q4 2016**, prices of **market services** went down by 0.2% in **Q1 2017**. Lower were especially prices of ‘advertising and market research services’ (-8.7%). Prices of ‘postal and courier services’ (+2.7%) and ‘insurance, reinsurance and pension funding services, except compulsory social security’ (+1.9%) went up. Prices of market services excluding advertising services grew by 0.5%.

**In Q1 2017**, prices of **market services** rose by 0.7% in total compared to **Q1 2016**. Price increases were recorded in ‘postal and courier services’ (+8.4%), ‘insurance, reinsurance and pension funding services, except compulsory social security’ (+3.7%) and ‘advertising and market research services’ (+1.5%). Lower prices were in ‘land transport services and transport services via pipelines’ (-0.2%) and ‘rental and leasing services’ (-2.1%). Prices of market services excluding advertising services went up by 0.7%.

**Text not edited for language.**

Contact:

Ing. Miloslav Beranek

E-mail: [miloslav.beranek@czso.cz](mailto:miloslav.beranek@czso.cz)

Phone: (+420) 274 052 665

### Information Services Unit – Headquarters

Are you interested in the latest data connected with inflation, GDP, population, wages and much more?

You can find them on pages of the Czech Statistical Office on the Internet: [www.czso.cz](http://www.czso.cz)

tel: +420 274 052 304, e-mail: [infoservis@czso.cz](mailto:infoservis@czso.cz)