

E International trade in ICT goods

Goods in the field of information and communication technologies (hereinafter referred to as ICT goods) are defined as goods whose main function is to carry out or enable communication or processing of information, including their recording, transmission and display by electronic means (OECD 2009).

More detailed data for ICT goods are available only according to **statistics on the Cross-border movements of goods**, which refers exclusively to the physical movement of goods across borders. Data on the physical movement of goods inside and outside the territory of the Czech Republic are obtained in accordance with the requirements and needs of Eurostat.

Data on the movement of goods across borders are more detailed and better internationally comparable, but they do not indicate the trade in these goods, ie the change of ownership between residents and non-residents. On the contrary, this is taken into account by external trade statistics, which monitor the external trade in goods between Czech and foreign entities. More details on this issue of the dual concept of foreign trade can be found here: [International trade in goods \(change of ownership\) - methodology | CZSO](#) and here: [Cross border movements of goods | CZSO](#).

The **list of ICT goods** was first defined in 2003 by the OECD according to the International Customs Nomenclature of the **Harmonized Commodity Description** and Coding System of the World Customs Organization of 2002. At present, the list of ICT goods from the HS is based on 2017. More here: <https://bit.ly/3smUqu2>

The Czech Statistical Office has grouped individual items of ICT goods defined according to the HS 2017 nomenclature and the **Combined Nomenclature (CN)** of the European Union into the following five main categories:

- **Computer equipment and peripherals,**
- **Communication equipment,**
- **Consumer electronics,**
- **Electronic components,**
- **ICT parts n.e.s.**

Detailed information to Combined Nomenclature are here (*only in Czech*): <https://www.celnisprava.cz/cz/clo/sazebni-zarazeni-zbozi/spolecny-celni-sazebnik-es/Stranky/default.aspx>

Data for the Czech Republic comes from the Cross-border movements of goods database, for more see [Cross-border movements of goods \(CBmG\) \(czso.cz\)](#).

Data for **international comparisons** come from **Eurostat** data sources. Data for international comparisons refer to the reported or nearest available year. More information at.: [Database - International trade in goods - Eurostat \(europa.eu\)](#)

For further information on ICT external trade see (*only in Czech*): https://www.czso.cz/csu/czso/zahranicni_obchod_s_ict_zbozim

E International trade in ICT goods

Table E1 ICT goods exports from Czechia

CZK million

	2018	2019	2020
Total	667 983	740 780	798 057
Computer equipment and peripherals	324 867	335 466	364 383
Communication equipment	196 020	242 408	259 421
Consumer electronics	78 676	71 661	70 864
Electronic components	34 371	38 808	45 845
ICT parts n.e.s.	34 049	52 438	57 544

Figure E1 ICT goods exports

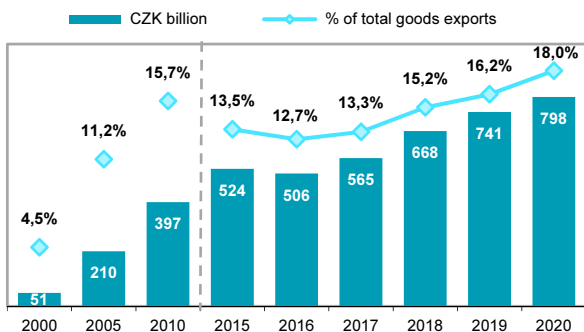


Figure E2 ICT goods exports, by commodities

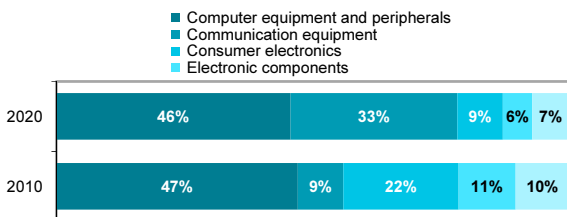
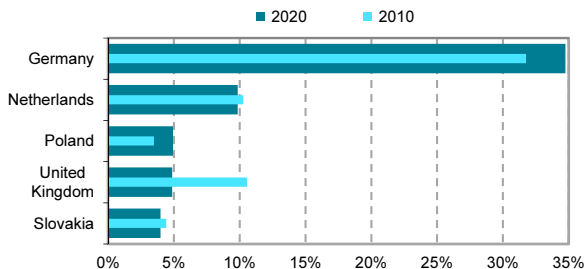


Figure E3 ICT goods exports, by countries



Source: CZSO, Cross-border movements of goods database

E International trade in ICT goods

Figure E4 ICT goods exports; 2020
(% of total goods exports)

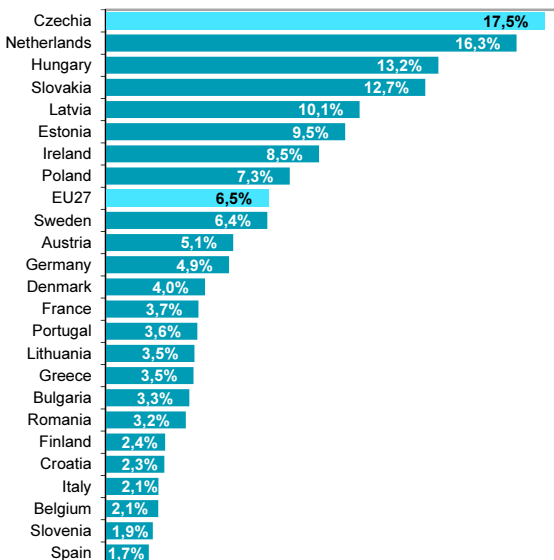
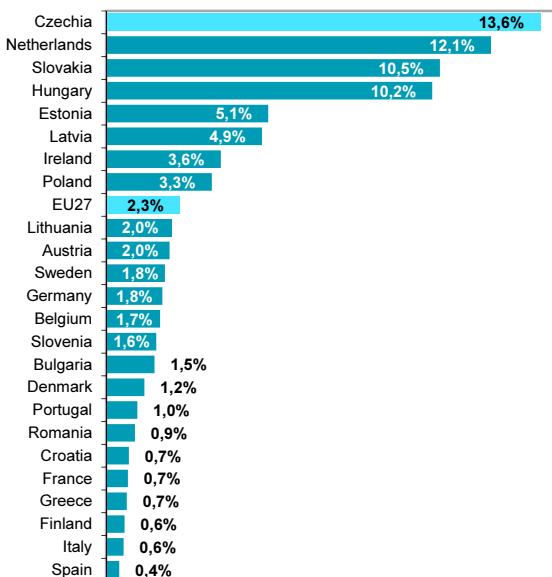


Figure E5 ICT goods exports; 2020 (% of GDP)



Source: CZSO calculations based on Eurostat

E International trade in ICT goods

Table E2 ICT goods imports to Czechia

CZK million

	2018	2019	2020
Total	657 289	715 750	796 391
Computer equipment and peripherals	206 974	224 436	253 026
Communication equipment	209 053	255 061	264 728
Consumer electronics	45 400	51 065	52 205
Electronic components	105 611	93 257	106 347
ICT parts n.e.s.	90 251	91 931	120 086

Figure E6 ICT goods imports

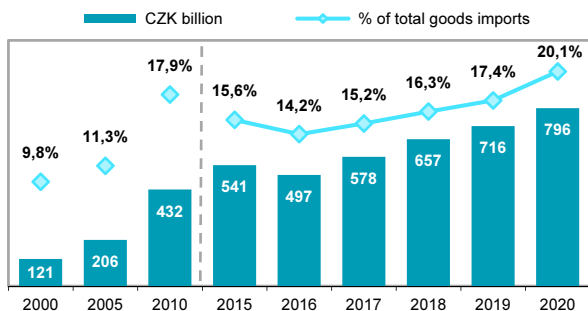


Figure E7 ICT goods imports, by commodities

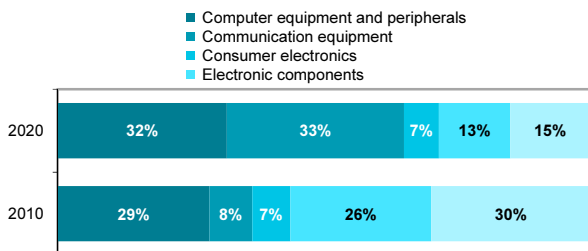
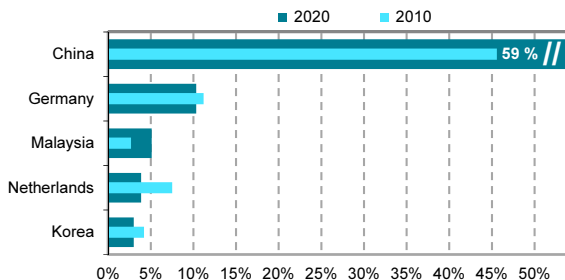


Figure E8 ICT goods imports, by countries



Source: CZSO, Cross-border movements of goods database

E International trade in ICT goods

Figure E9 ICT goods imports; 2020
(% of total goods imports)

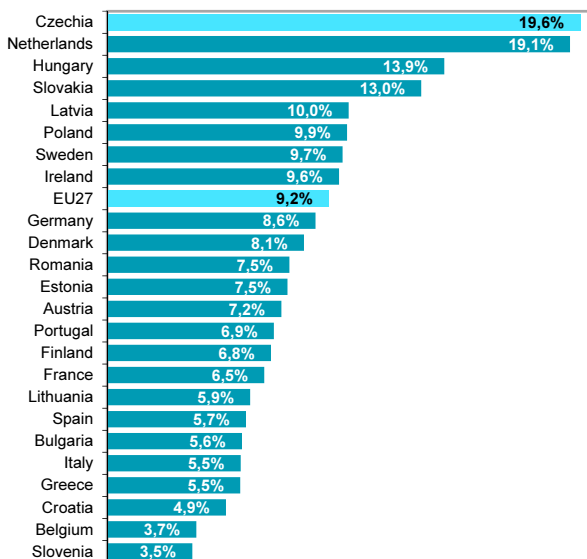
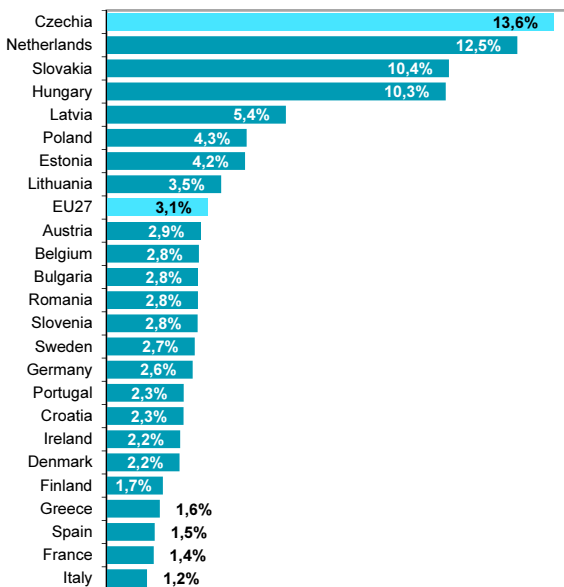


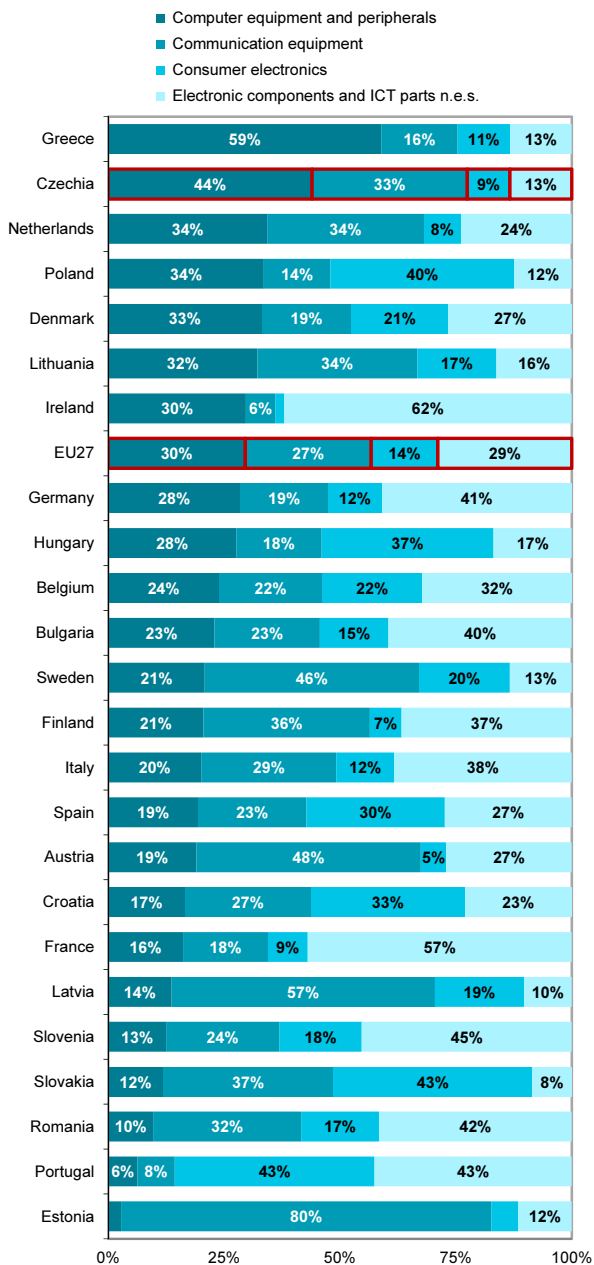
Figure E10 ICT goods imports; 2020 (% of GDP)



Source: CZSO calculations based on Eurostat

E International trade in ICT goods

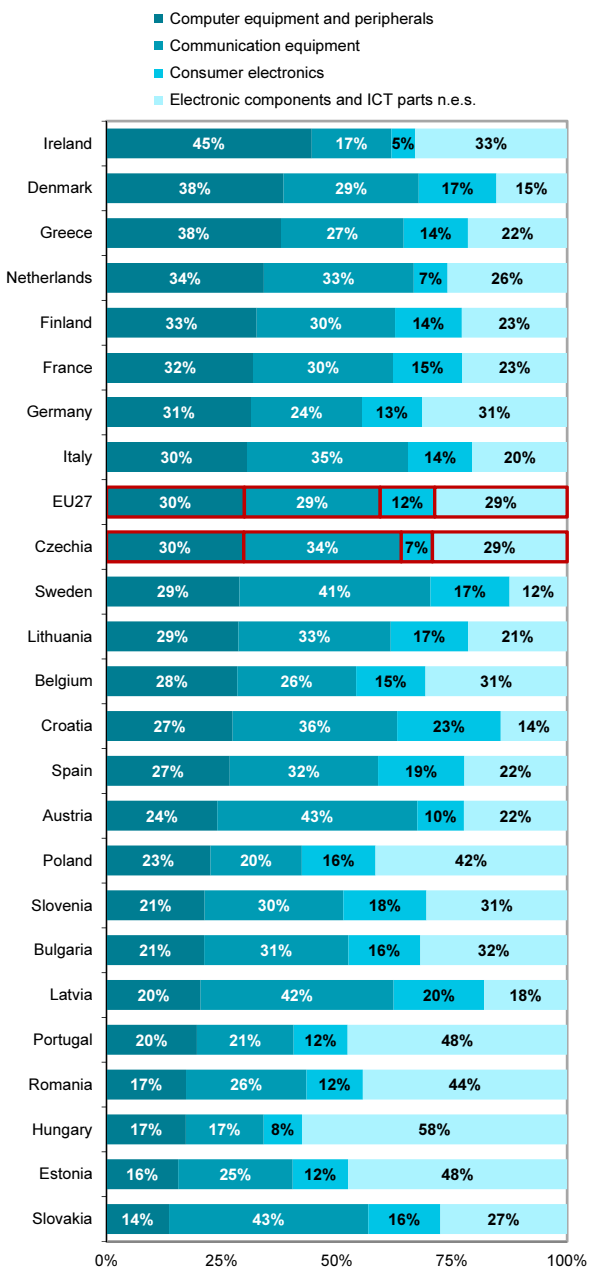
Figure E11 ICT goods exports, by commodities; 2020



Source: CZSO calculations based on Eurostat

E International trade in ICT goods

Figure E12 ICT goods imports, by commodities; 2020



Source: CZSO calculations based on Eurostat

E International trade in ICT goods

Table E3 Computer equipment exports from Czechia

CZK million

	2018	2019	2020
Total	324 867	335 466	364 383
Portable computers	66 589	78 471	105 748
Other computers	162 401	153 517	146 524
Computer peripherals, total	95 877	103 478	112 111
Storage units	48 255	44 588	43 498
Sound, video, network and similar cards	13 751	20 388	24 575
Monitors used with computers	19 324	22 392	23 591
Printers, copying or faxing machines	5 589	5 251	4 742
Other input or output peripherals*	8 957	10 859	15 705

* Keyboards; joysticks, computer mice, scanners or optical readers

Figure E13 Computer equipment exports

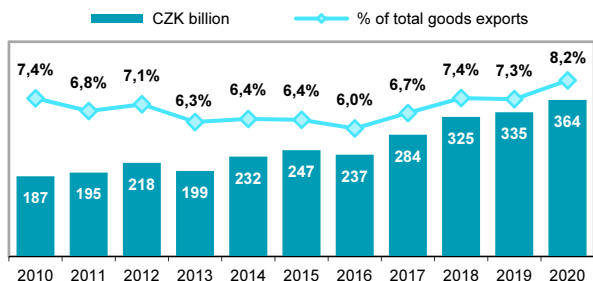


Figure E14 Computer equipment exports, by commodities

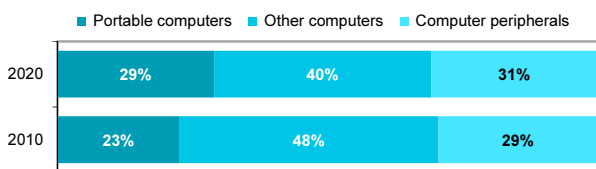
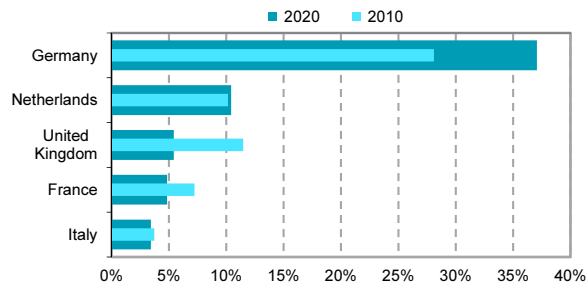


Figure E15 Computer equipment exports, by countries



Source: CZSO, Cross-border movements of goods database

E International trade in ICT goods

Table E4 Computer equipment imports to Czechia

CZK million

	2018	2019	2020
Total	206 974	224 436	253 026
Portable computers	76 491	83 235	110 222
Other computers	21 843	24 700	22 898
Computer peripherals, total	108 640	116 501	119 906
Storage units	58 638	51 090	56 006
Sound, video, network and similar cards	12 933	23 000	18 083
Monitors used with computers	19 511	22 034	21 952
Printers, copying or faxing machines	6 798	7 387	6 001
Other input or output peripherals*	10 760	12 990	17 863

* Keyboards; joysticks, computer mice, scanners or optical readers

Figure E16 Computer equipment imports

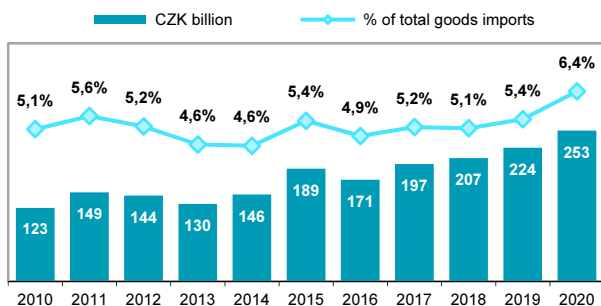


Figure E17 Computer equipment imports, by commodities

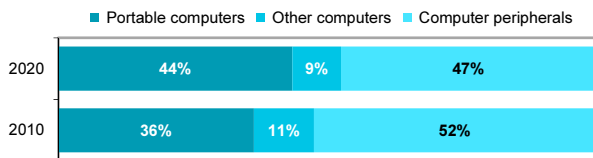
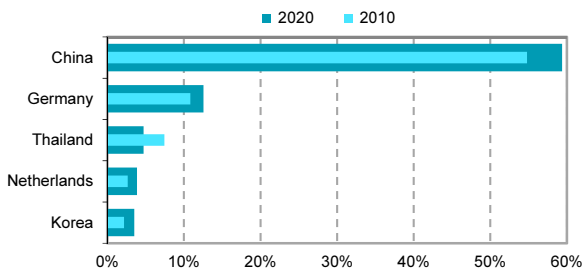


Figure E18 Computer equipment imports, by countries



Source: CZSO, Cross-border movements of goods database

E International trade in ICT goods

Table E5 Communication equipment exports from Czechia

CZK million

	2018	2019	2020
Total	196 020	242 408	259 421
Mobile phones	141 592	153 944	149 863
Other communication equipment	54 428	88 463	109 558

Figure E19 Communication equipment exports

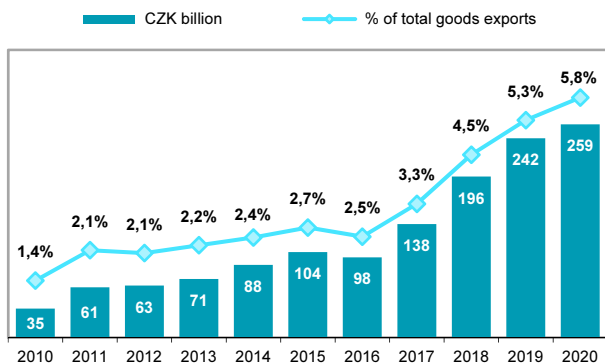


Figure E20 Communication equipment exports by commodities

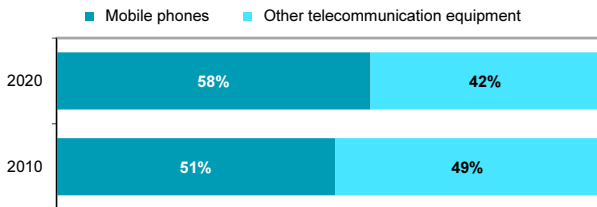
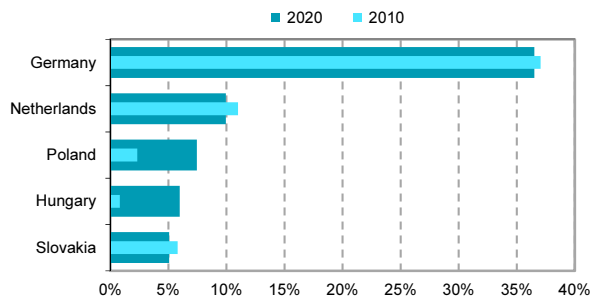


Figure E21 Communication equipment exports, by countries



Source: CZSO, Cross-border movements of goods database

E International trade in ICT goods

Table E6 Communication equipment imports to Czechia

CZK million

	2018	2019	2020
Total	209 053	255 061	264 728
Mobile phones	156 153	165 170	165 790
Other communication equipment	52 900	89 891	98 938

Figure E22 Communication equipment imports

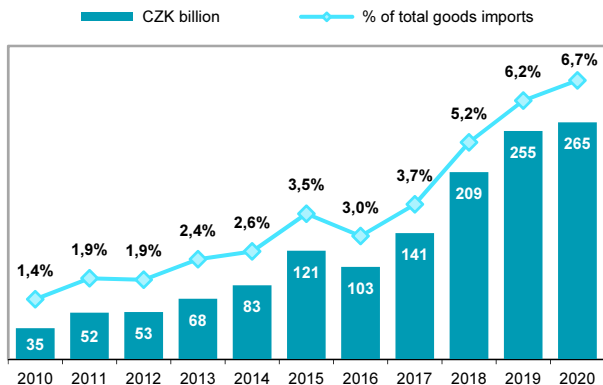


Figure E23 Communication equipment imports by commodities

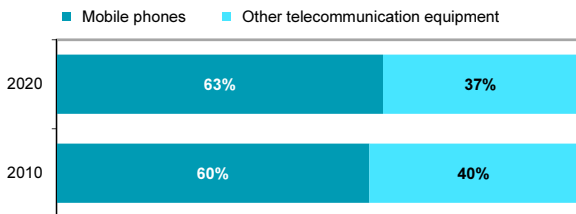
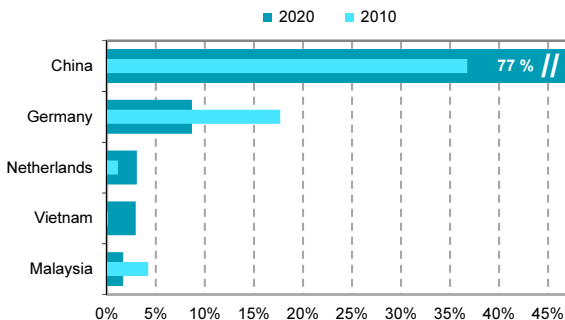


Figure E24 Communication equipment imports, by countries



Source: CZSO, Cross-border movements of goods database

E International trade in ICT goods

Table E7 Consumer electronics exports from Czechia

CZK million

	2018	2019	2020
Total	78 676	71 661	70 864
Radio and TV receivers	35 627	28 407	26 238
Sound and image recording and reproducing apparatuses	15 935	16 038	17 099
Consumer electronics accessories*	27 114	27 215	27 528

* Monitors and projectors; Microphones and stands there for; Loudspeakers; Headphones, earphones and combined microphone/speaker sets; Audio-frequency electric amplifiers; Electric sound amplifier sets; Non-recorded media

Figure E25 Consumer electronics exports

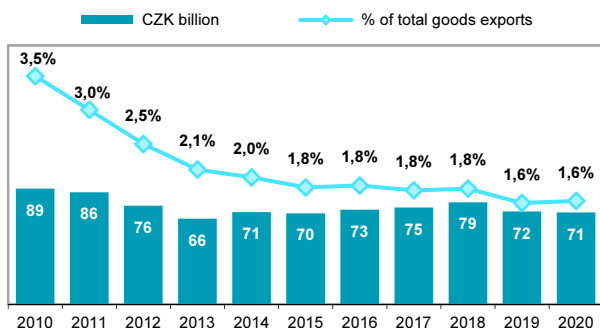


Figure E26 Consumer electronics exports, by commodities

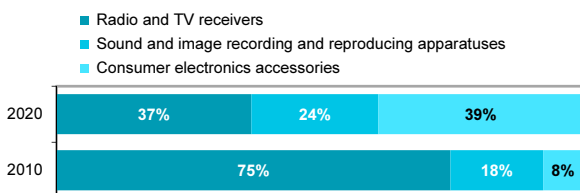
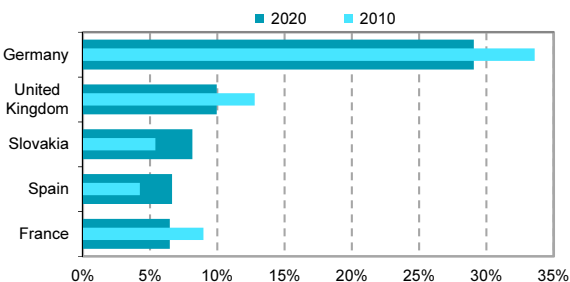


Figure E27 Consumer electronics exports, by countries



Source: CZSO, Cross-border movements of goods database

E International trade in ICT goods

Table E8 Consumer electronics imports to Czechia

CZK million

	2018	2019	2020
Total	45 400	51 065	52 205
Radio and TV receivers	14 914	16 784	18 051
Sound and image recording and reproducing apparatuses	15 564	16 590	17 021
Consumer electronics accessories*	14 922	17 691	17 132

* Monitors and projectors; Microphones and stands there for; Loudspeakers; Headphones, earphones and combined microphone/speaker sets; Audio-frequency electric amplifiers; Electric sound amplifier sets; Non-recorded media

Figure E28 Consumer electronics imports

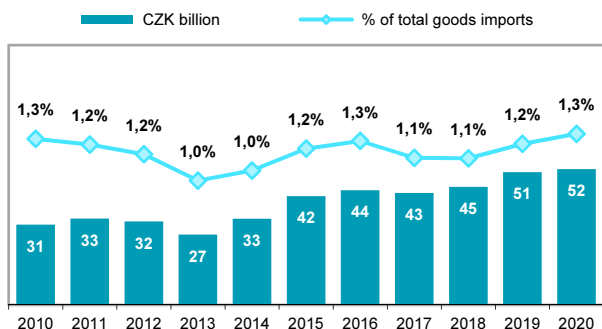


Figure E29 Consumer electronics imports, by commodities

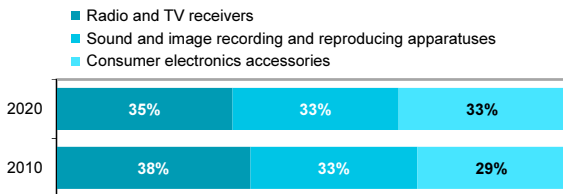
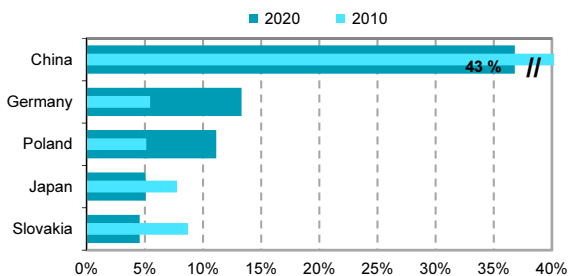


Figure E30 Consumer electronics imports, by countries



Source: CZSO, Cross-border movements of goods database

E International trade in ICT goods

Table E9 Electronic components exports from Czechia

CZK million

	2018	2019	2020
Total	34 371	38 808	45 845
Electronic integrated circuits	21 718	27 067	34 631
Printed circuits	4 782	4 668	5 168
Other electronic components	7 870	7 072	6 046

Figure E31 Electronic components exports

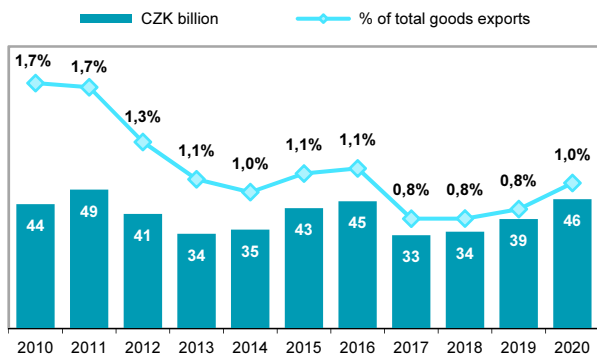


Figure E32 Electronic components exports, by commodities

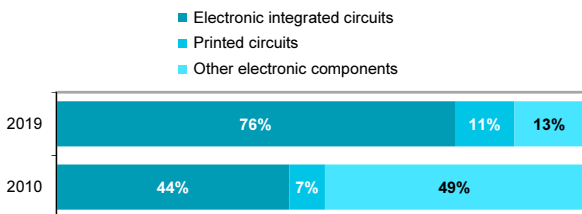
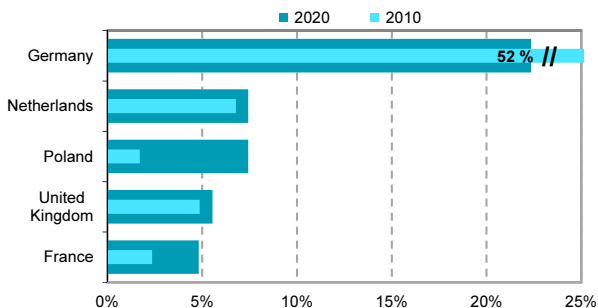


Figure E33 Electronic components exports, by countries



Source: CZSO, Cross-border movements of goods database

E International trade in ICT goods

Table E10 Electronic components imports to the Czechia

CZK million

	2018	2019	2020
Total	105 611	93 257	106 347
Electronic integrated circuits	81 468	71 185	86 867
Printed circuits	12 460	11 333	9 663
Other electronic components	11 683	10 738	9 818

Figure E34 Electronic components imports

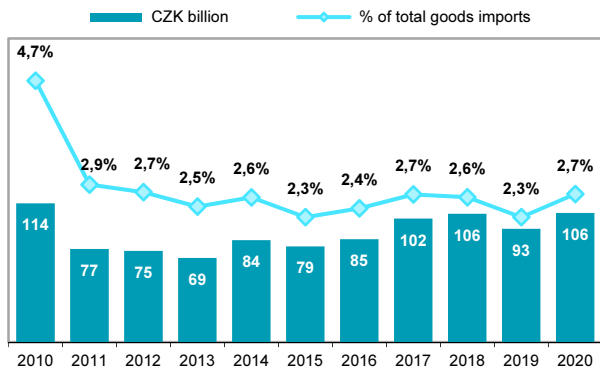


Figure E35 Electronic components imports, by commodities

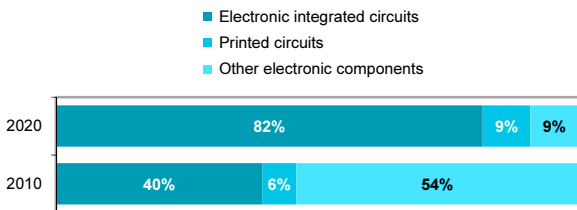
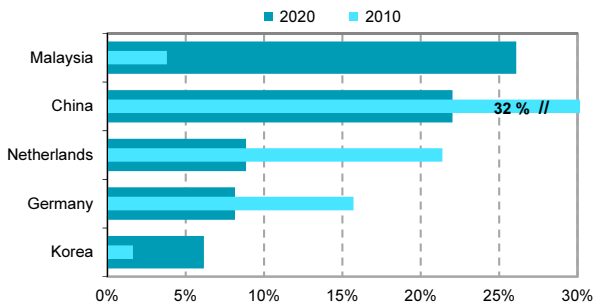


Figure E36 Electronic components imports, by countries



Source: CZSO, Cross-border movements of goods database

E International trade in ICT goods

Table E11 Exports of ICT parts n.e.s. from Czechia

	CZK million		
	2018	2019	2020
Total	34 049	52 438	57 544
Parts and accessories n.e.s. of			
computers	16 629	29 897	32 972
telecommunication equipment	10 752	12 979	15 531
consumer electronics	6 668	9 561	9 041

Figure E37 Exports of ICT parts and accessories n.e.s.

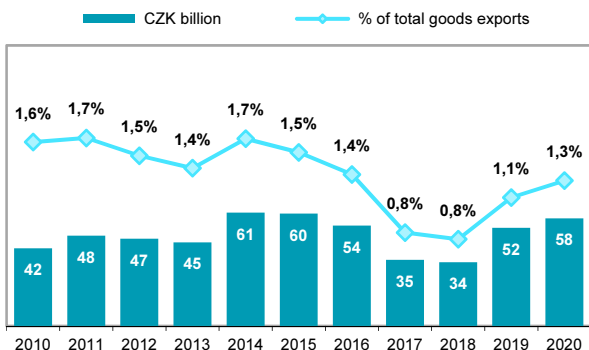


Figure E38 Exports of ICT parts n.e.s., by commodities

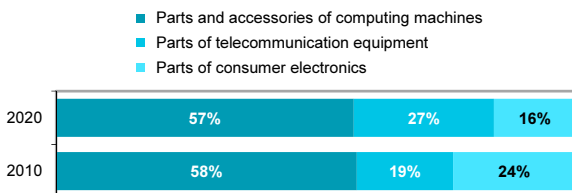
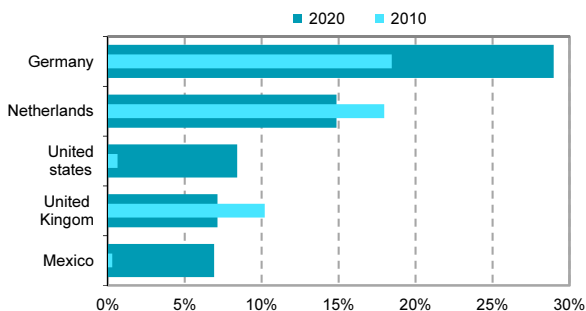


Figure E39 Exports of ICT parts n.e.s., by countries



Source: CZSO, Cross-border movements of goods database

E International trade in ICT goods

Table E12 Imports of ICT parts n.e.s. to Czechia

	CZK million		
	2018	2019	2020
Total	90 251	91 931	120 086
Parts and accessories n.e.s. of			
computers	55 786	57 829	88 399
telecommunication equipment	7 295	8 923	9 699
consumer electronics	27 170	25 179	21 988

Figure E40 Imports of ICT parts and accessories n.e.s.

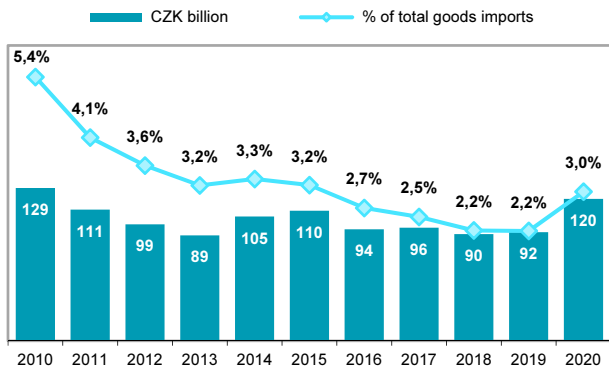


Figure E41 Imports of ICT parts n.e.s., by commodities

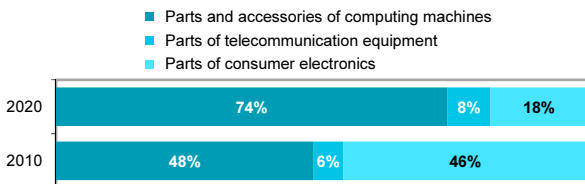
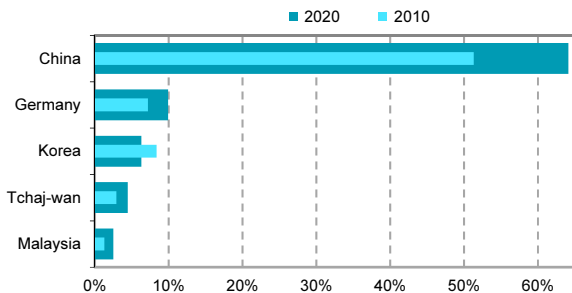


Figure E42 Imports of ICT parts n.e.s., by countries



Source: CZSO, Cross-border movements of goods database

E International trade in ICT goods

Figure E43 Balance of cross-border movement of Computer equipment and peripherals (CZK billion)

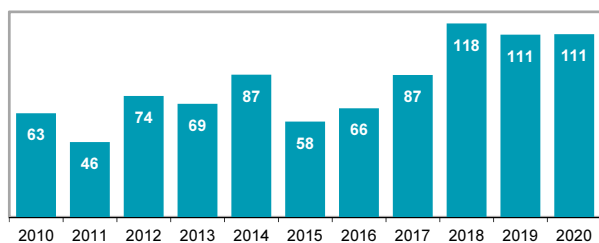


Figure E44 Balance of cross-border movement of Communication equipment (CZK billion)

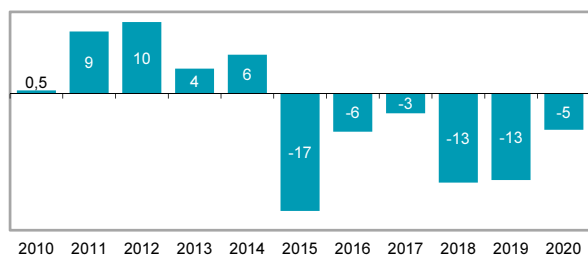


Figure E45 Balance of cross-border movement of Consumer electronics (CZK billion)

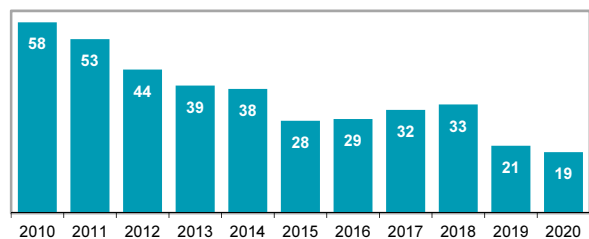
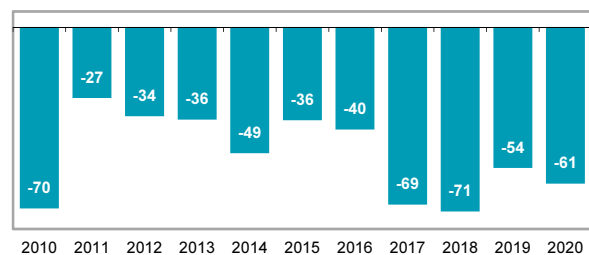


Figure E46 Balance of cross-border movement of Electronic components (CZK billion)



Source: CZSO, Cross-border movements of goods database