

D ICT external trade

ICT external trade **contains** external trade in both ICT goods and ICT services.

ICT products are defined as goods or services which must be primarily intended to fulfill or enable the function of information processing and communication by electronic means, including transmission and display (OECD 2008).

The new list of ICT goods used for the external trade statistics is based on the *Harmonized System (HS2007)*, an international classification standard used for trade statistics and worked carried by the WPIIS expert group in 2010. List of ICT goods defined at 6-digit level of HS2007 (95 items) was further grouped into the five main categories as follows:

- Computers and peripheral equipment;
- Communication equipment;
- Consumer electronics;
- Electronic components; and
- Miscellaneous ICT components and parts.

Due to substantial changes of respective items of the main ICT goods categories in the classification of the Harmonized System 2007 compared to its previous version of 2002, the detail data on external trade in ICT goods at sub-categories level before 2007 are not published here. Because the scope of ICT goods has narrowed compared to 2003 ICT goods definition, data based on these two definitions are not comparable.

The Czech **External Trade Database** of the Czech Statistical Office (CZSO) was used as a data source for national data. For more information see:

<http://apl.czso.cz/pll/stazo/STAZO.STAZO?jazyk=EN>

The **UN Comtrade database** was used as a data source for the international comparison: <http://comtrade.un.org/db/>

Data on trade in ICT goods for main ICT categories published by the Czech Statistical Office differ slightly from the data published by OECD or UNCTAD as different classification of some ICT items was used.

Further information on ICT goods trade statistics can be found at:

http://www.czso.cz/eng/redakce.nsf/i/information_economy

Data on trade in **ICT services** are currently limited compared to data on trade in ICT goods. The current services classification is based on the Extended Balance of Payments Services Classification (EBOPS). The ICT services are subdivided into two fundamental categories as follows:

- Telecommunication services (code 247); and
- IT (computer) services (code 263).

ICT services are included in the Balance of Payments (BOP) within the services trade statistics. Since 2005 data about trade in ICT services in the Czech Republic comes from the **quarterly survey on exports and imports of services** carry out by CZSO. The individual BOP items are defined in compliance with individual receipt and payment items and correspond with international codes (BPM5).

The **UN and OECD Service trade databases** were used as a data source for the international comparison.

Further information on ICT services trade statistics can be found at:

http://www.czso.cz/csu/redakce.nsf/i/zahranicni_obchod_s_ict_sluzbami.

D ICT external trade

Table D1 ICT goods exports from the Czech Republic

	CZK million		
	2008	2009	2010
Total	361 427	314 002	379 572
Communication equipment	45 716	27 953	34 358
Computers and peripherals	154 488	142 412	175 425
Consumer electronics	91 879	76 171	85 739
Electronic components	33 466	32 812	43 305
Miscellaneous ICT components/parts	35 878	34 655	40 745

Figure D1 ICT goods exports

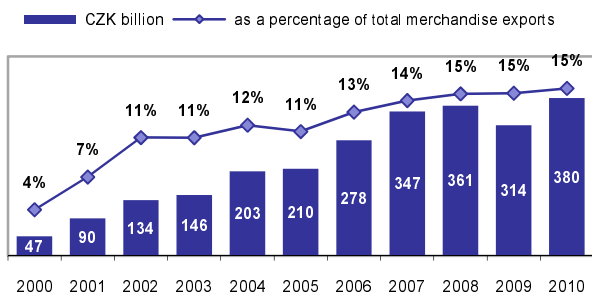


Figure D2 Composition of ICT goods exports by main groups of commodities

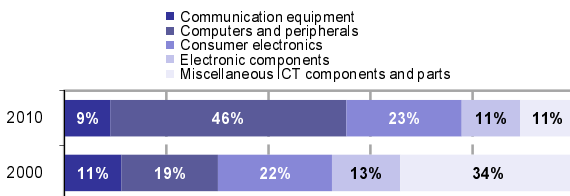
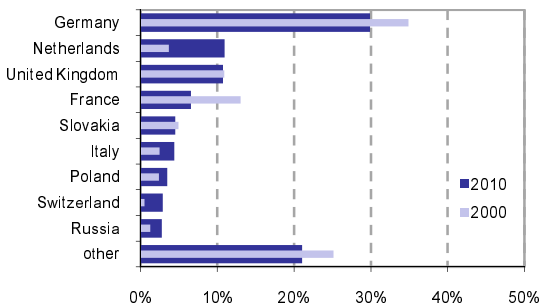


Figure D3 ICT goods exports from the CR by countries



Source: CZSO, International trade database

D ICT external trade

Table D2 ICT goods imports to the Czech Republic

CZK million

	2008	2009	2010
Total	345 340	315 247	429 872
Communication equipment	32 307	24 276	34 683
Computers and peripherals	94 842	91 653	126 148
Consumer electronics	40 944	29 644	28 540
Electronic components	59 753	73 223	111 348
Miscellaneous ICT components and parts	117 494	96 451	129 154

Figure D4 ICT goods imports

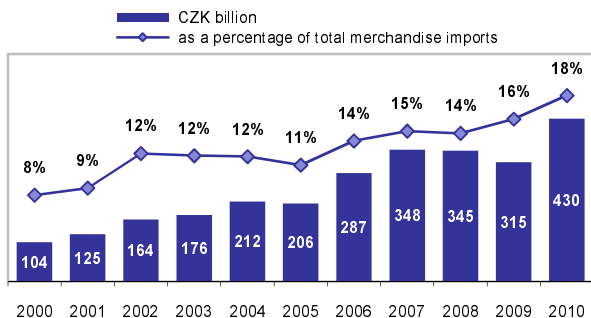


Figure D5 Composition of ICT goods imports by main groups of commodities

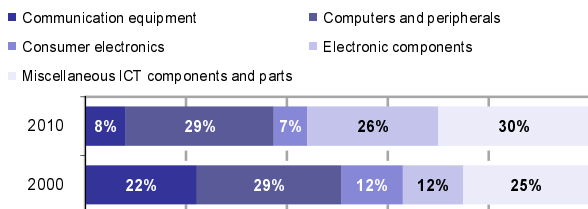
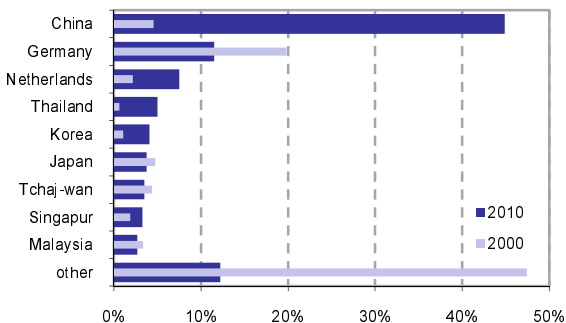


Figure D6 ICT goods imports to the CR by countries



Source: CZSO, International trade database

D ICT external trade

**Figure D7 ICT goods exports
(as percentage of total merchandise exports)**

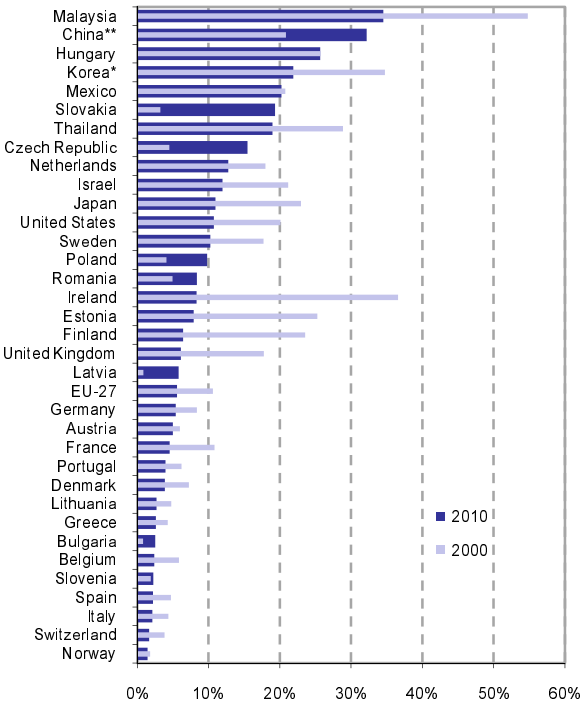
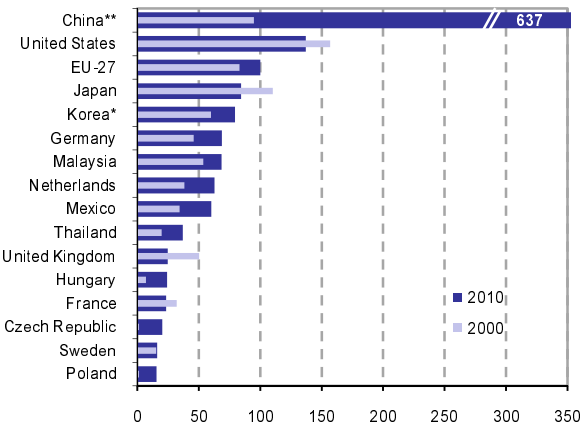


Figure D8 ICT goods exports (US\$ billion)



* year 2009; ** incl. Hongkong and Macao

Source: UN, Comtrade database

D ICT external trade

**Figure D9 ICT goods imports
(as percentage of total merchandise imports)**

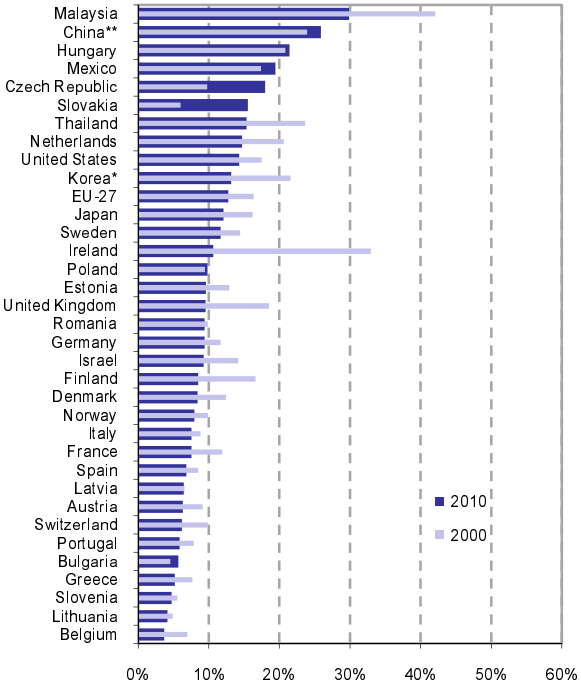
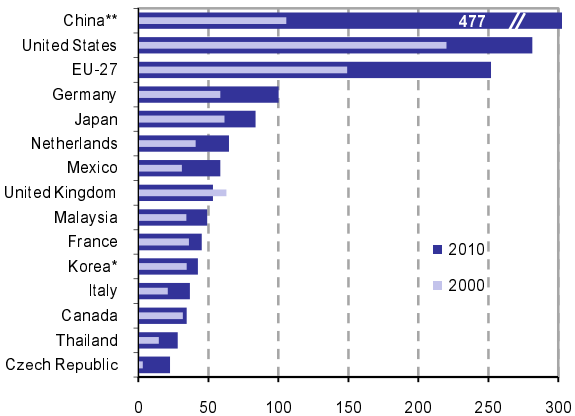


Figure D10 ICT goods imports (US\$ billion)



* year 2009; **incl. Hongkong and Macao

Source: UN, Comtrade database

D ICT external trade

Table D3 Communication equipment exports from the CR

	CZK million		
	2008	2009	2010
Total	45 716	27 953	34 358
Mobile phones	22 071	12 690	16 125
Other telecommunication equipment	2 331	1 951	1 487
Radio or TV transmission apparatus	21 315	13 312	16 746

Figure D11 Communication equipment exports

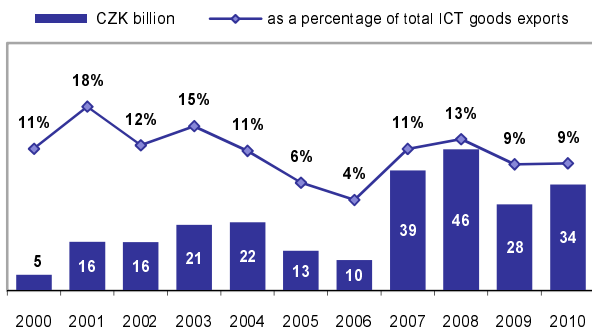


Figure D12 Composition of communication equipment exports by commodities

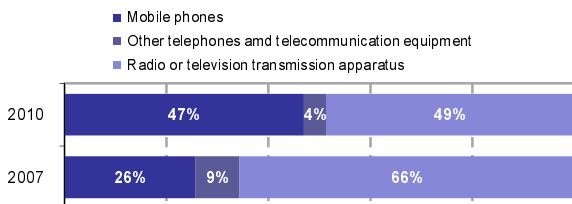
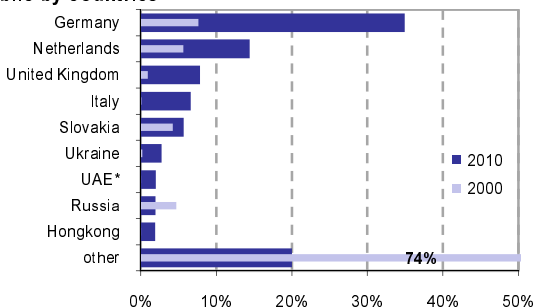


Figure D13 Communication equipment exports from the Czech Republic by countries



* United Arab Emirates

Source: CZSO, International trade database

D ICT external trade

Table D4 Communication equipment imports to the CR

	CZK million		
	2008	2009	2010
Total	32 307	24 276	34 683
Mobile phones	20 870	14 345	20 798
Other telecommunication equipment	2 466	2 249	2 415
Radio or TV transmission apparatus	8 971	7 682	11 469

Figure D14 Communication equipment imports

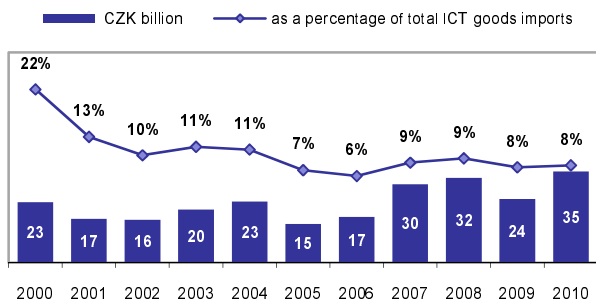


Figure D15 Composition of communication equipment imports by commodities

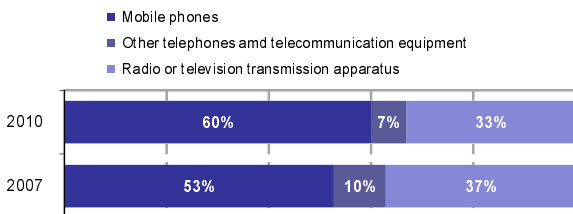
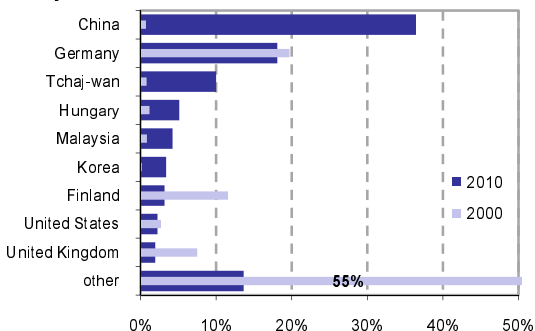


Figure D16 Communication equipment imports to the Czech Republic by countries



Source: CZSO, International trade database

D ICT external trade

Table D5 Computers and peripherals exports from the CR

CZK million

	2008	2009	2010
Total	154 488	142 412	175 425
Portable computers and PDAs	10 538	14 684	34 801
Other computers	84 724	73 442	86 393
Computer peripherals, total	59 226	54 285	54 231
Storage units	23 902	21 948	27 171
Sound, video and similar PCs cards	11 490	14 031	6 681
PC monitors and projectors	9 480	5 409	4 510
Printers or copying machines used with PCs	6 906	5 462	5 575
Computer peripherals n.e.s.*	7 450	7 435	10 294

* keyboards; joysticks, computer mice, scanners or optical readers

Figure D17 Computers and peripherals exports

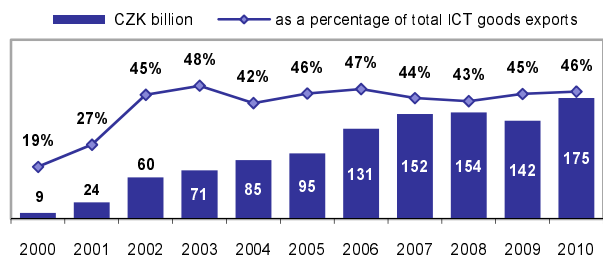


Figure D18 Composition of computers and peripherals exports by commodities

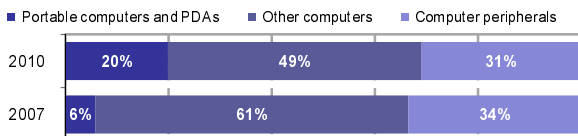
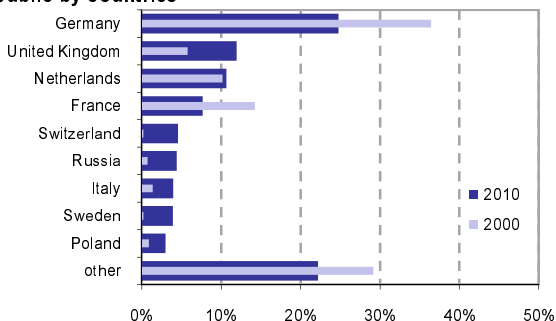


Figure D19 Computers and peripherals exports from the Czech Republic by countries



Source: CZSO, International trade database

D ICT external trade

Table D6 Computers and peripherals imports to the CR

CZK million

	2008	2009	2010
Total	94 842	91 653	126 148
Portable computers and PDAs	18 313	22 054	46 209
Other computers	9 544	10 254	15 437
Computer peripherals, total	66 984	59 345	64 501
Storage units	29 617	27 801	36 617
Sound, video and similar PCs cards	12 924	10 471	4 106
PC monitors and projectors	4 318	3 289	4 490
Printers or copying machines used with PCs	7 187	6 223	7 033
Computer peripherals n.e.s.*	12 939	11 561	12 254

* keyboards; joysticks, computer mice, scanners or optical readers

Figure D20 Computers and peripherals imports

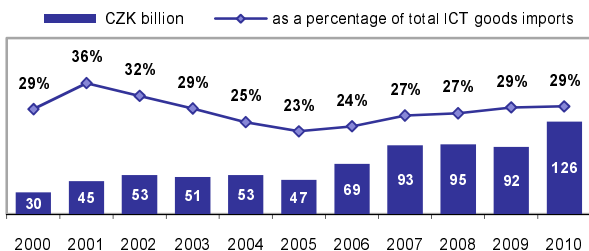


Figure D21 Composition of computers and peripherals imports by commodities

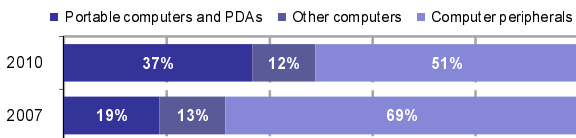
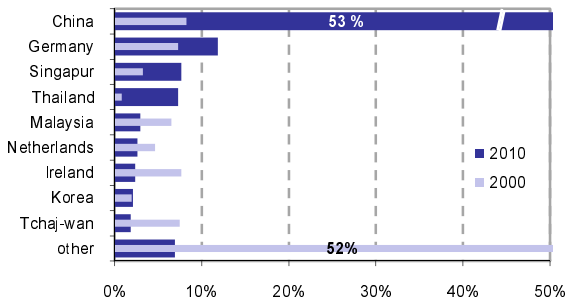


Figure D22 Computers and peripherals imports to the Czech Republic by countries



Source: CZSO, International trade database

D ICT external trade

Table D7 Consumer electronics exports from the CR

CZK million

	2008	2009	2010
Total	91 879	76 171	85 739
Radio and TV receivers	67 919	54 972	66 761
Sound, video and image recording and reproducing apparatus	11 265	13 764	12 327
other*	12 695	7 435	6 652

Headphones, earphones and combined microphone/speaker sets; Audio-frequency electric amplifiers; Electric sound amplifier sets

Figure D23 Consumer electronics exports

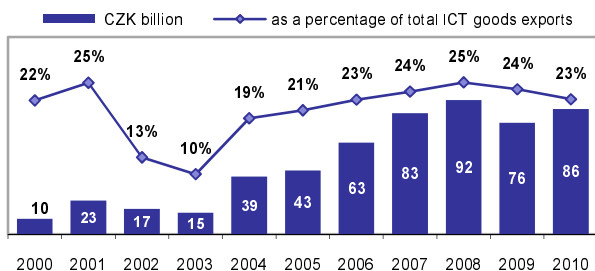


Figure D24 Composition of consumer electronics exports by commodities

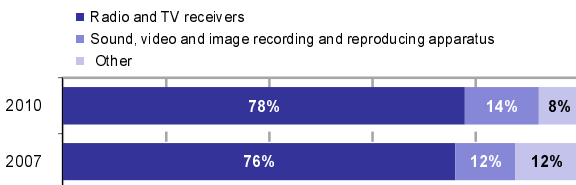
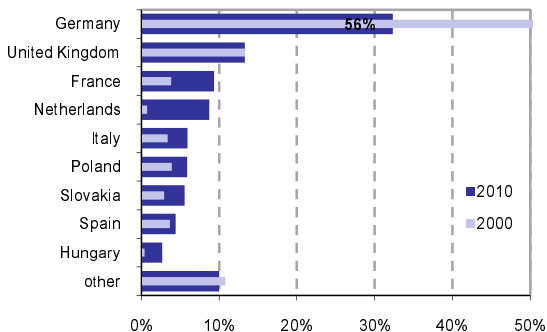


Figure D25 Consumer electronics exports from the Czech Republic by countries



Source: CZSO, International trade database

D ICT external trade

Table D8 Consumer electronics imports to the Czech Republic

CZK million

	2008	2009	2010
Total	40 944	29 644	28 540
Radio and TV receivers	20 235	13 368	11 244
Sound, video and image recording and reproducing apparatus	12 733	9 822	8 503
other*	7 976	6 454	8 793

Headphones, earphones and combined microphone/speaker sets; Audio-frequency electric amplifiers; Electric sound amplifier sets

Figure D26 Consumer electronics imports

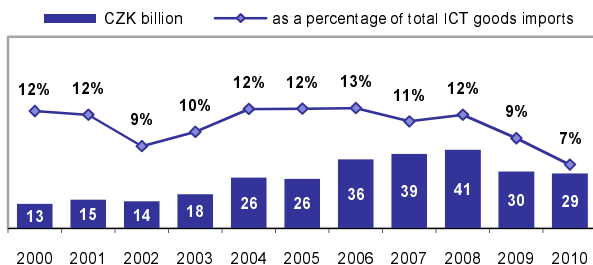


Figure D27 Composition of consumer electronics imports by commodities

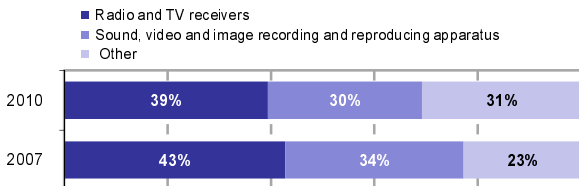
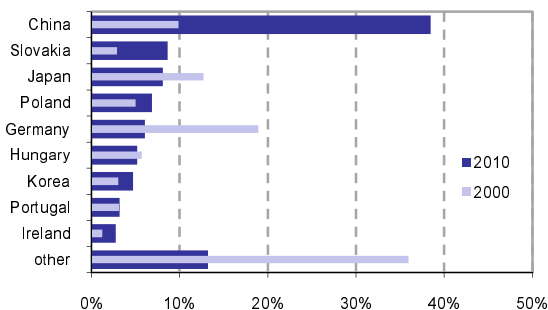


Figure D28 Consumer electronics imports to the Czech Republic by countries



Source: CZSO, International trade database

D ICT external trade

Table D9 Electronic components exports from the CR

	CZK million		
	2008	2009	2010
Total	33 466	32 812	43 305
Electronic integrated circuits	14 587	15 621	19 438
<i>thereof processors & controllers</i>	10 822	12 000	14 869
Printed circuits	3 253	2 639	2 996
Other electronic components	15 627	14 551	20 871

Figure D29 Electronic components exports

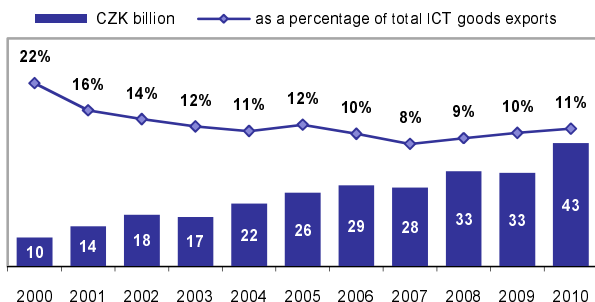


Figure D30 Composition of electronic components exports by commodities

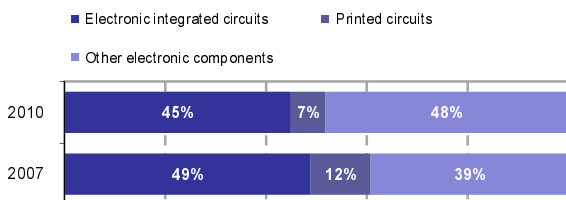
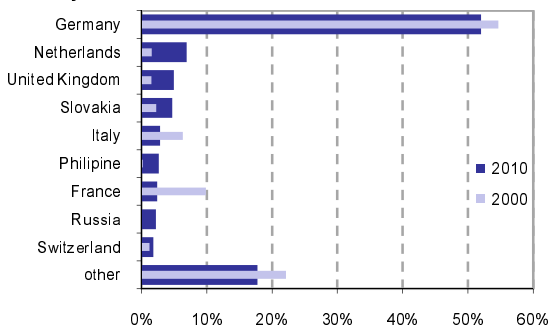


Figure D31 Electronic components exports from the Czech Republic by countries



Source: CZSO, International trade database

D ICT external trade

Table D10 Electronic components imports to the CR

	CZK million		
	2008	2009	2010
Total	59 753	73 223	111 348
Electronic integrated circuits	32 816	35 643	45 163
<i>thereof processors & controllers</i>	25 003	28 877	36 279
Printed circuits	9 209	6 549	7 329
Other electronic components	17 728	31 031	58 856

Figure D32 Electronic components imports

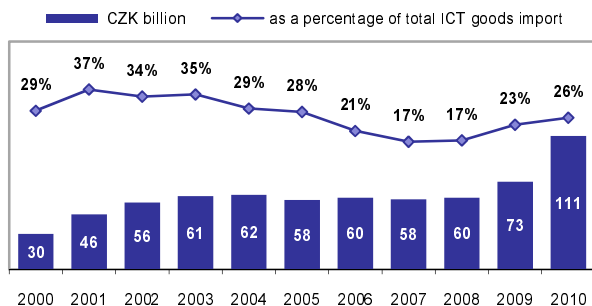


Figure D33 Composition of electronic components imports by commodities

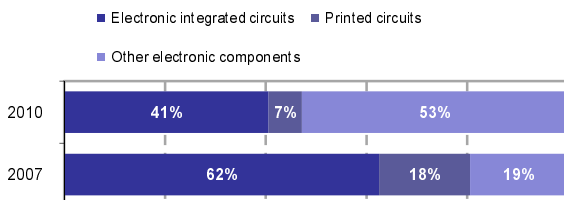
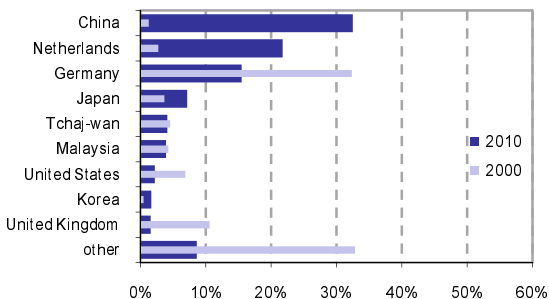


Figure D34 Electronic components imports to the Czech Republic by countries



Source: CZSO, International trade database

D ICT external trade

Table D11 Miscellaneous ICT components/parts exports from the Czech Republic

	CZK million		
	2008	2009	2010
Total	35 878	34 655	40 745
Parts and accessories of			
- computing machines	18 440	17 393	23 203
- telecommunication equipment	2 191	7 206	7 716
- consumer electronics	15 247	10 056	9 826

Figure D35 Miscellaneous ICT components/parts exports

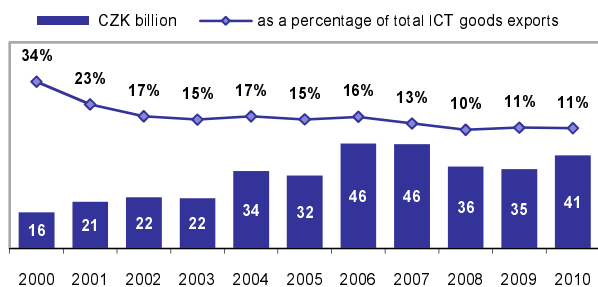


Figure D36 Composition of miscellaneous ICT components/parts exports by commodities

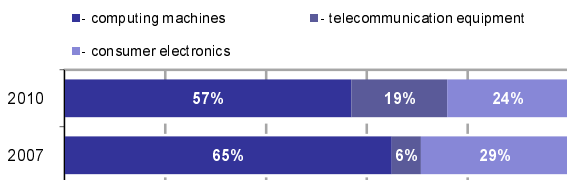
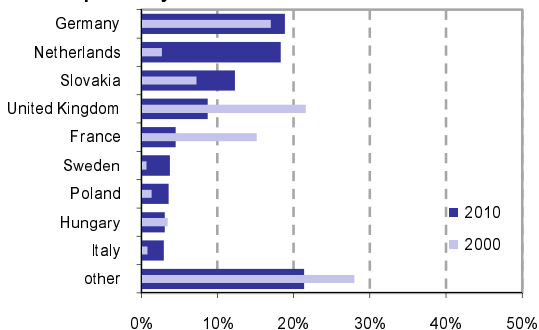


Figure D37 Miscellaneous ICT components/parts exports from the Czech Republic by countries



Source: CZSO, International trade database

D ICT external trade

Table D12 Miscellaneous ICT components/parts imports to the Czech Republic

	CZK million		
	2008	2009	2010
Total	117 494	96 451	129 154
Parts and accessories of			
- computing machines	54 149	48 653	62 433
- telecommunication equipment	5 222	4 632	7 152
- consumer electronics	58 123	43 166	59 569

Figure D38 Miscellaneous ICT components/parts imports

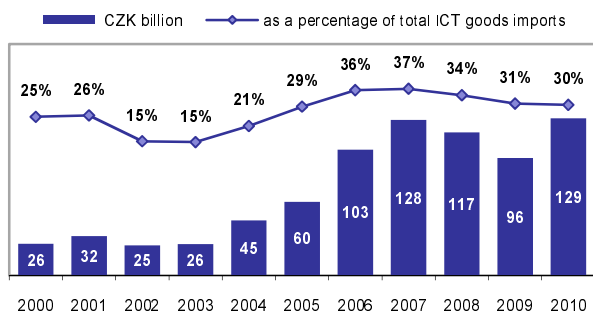


Figure D39 Composition of miscellaneous ICT components/parts imports by commodities

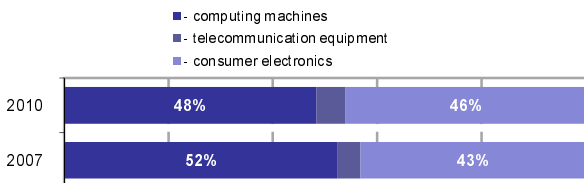
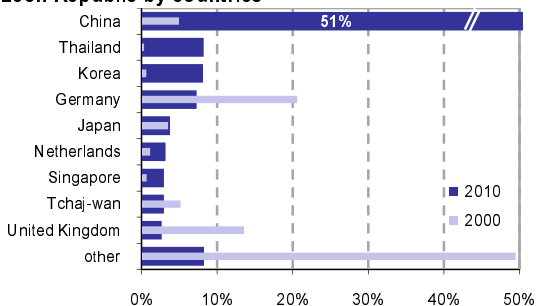


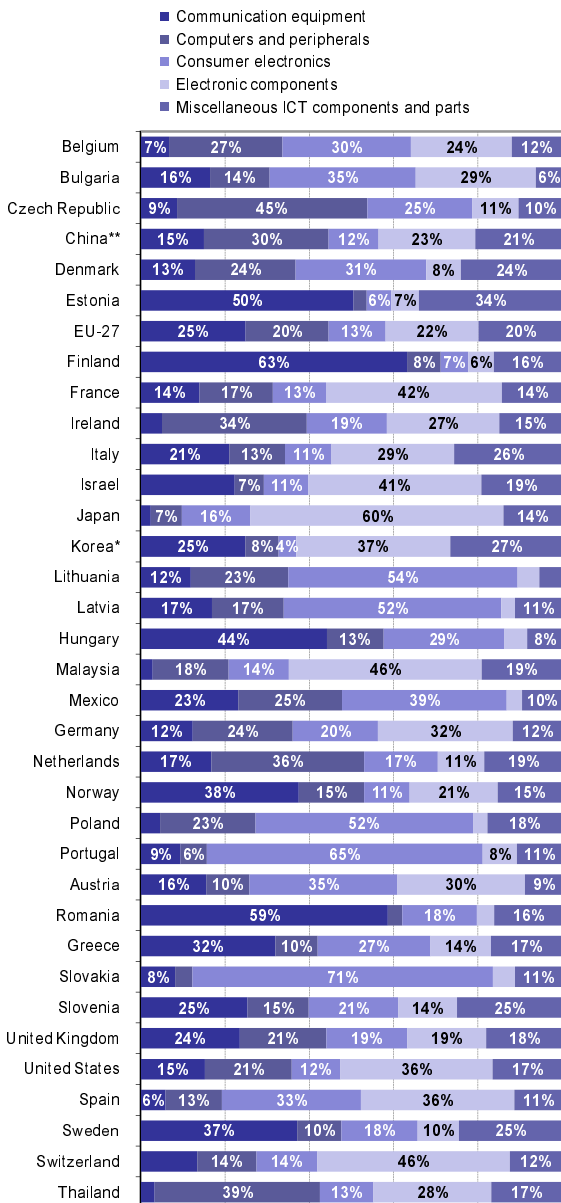
Figure D40 Miscellaneous ICT components/parts imports to the Czech Republic by countries



Source: CZSO, International trade database

D ICT external trade

Figure D41 Composition of ICT goods exports by main groups of commodities, 2010

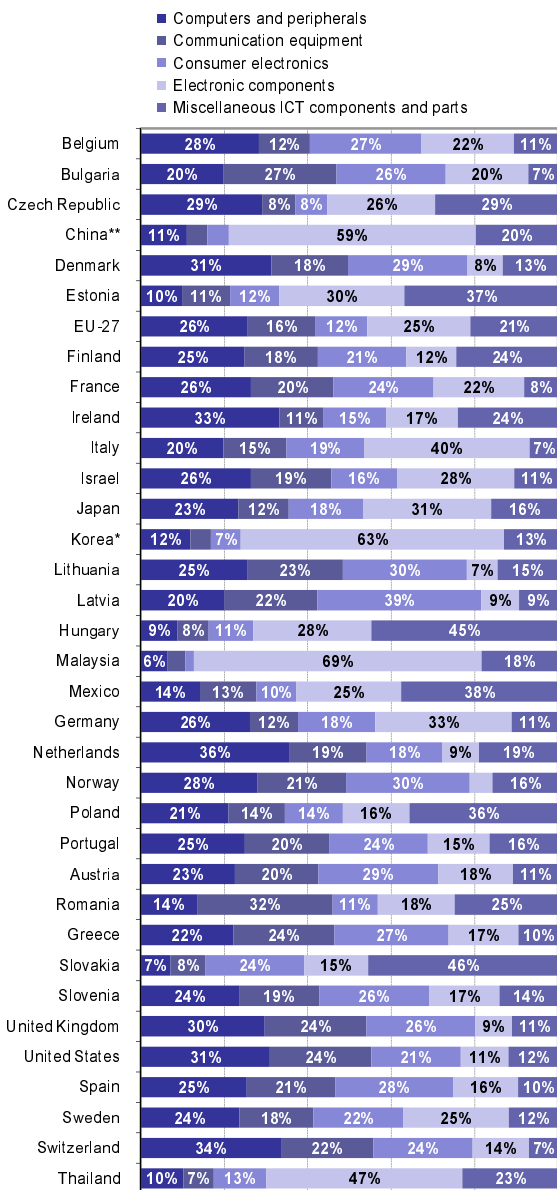


* year 2009; **incl. Hongkong and Macao

Source: UN, Comtrade database

D ICT external trade

Figure D42 Composition of ICT goods imports by main groups of commodities, 2010



* year 2009; **incl. Hongkong and Macao

Source: UN, Comtrade database

D ICT external trade

Table D13 ICT services exports from the Czech Republic

	CZK million		
	2008	2009	2010
Total	31 024	33 266	31 506
thereof from foreign affiliates	27 708	29 315	28 926
Type of services			
Telecommunication services	9 023	9 346	9 156
IT services	22 002	23 920	22 351
Size class of enterprises			
Small (0-49 employees)	3 381	1 920	1 857
Medium (50-249 employees)	5 460	6 682	7 402
Large (250+ employees)	22 184	24 664	22 248

Figure D43 ICT services exports

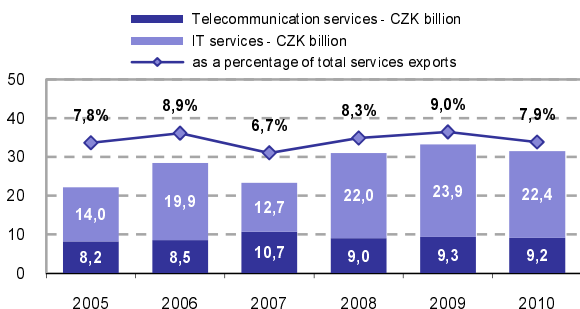


Figure D44 Composition of ICT services exports by size of exporting enterprises

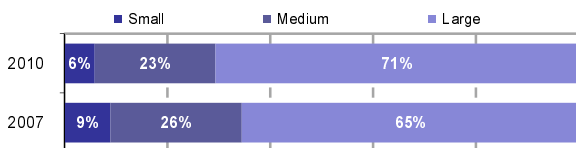
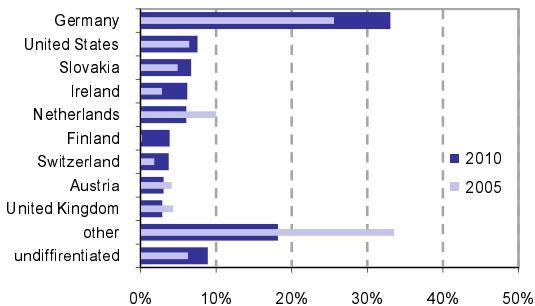


Figure D45 ICT services exports from the CR by countries



Source: CZSO, Quarterly survey on exports and imports of services

D ICT external trade

Table D14 ICT services imports to the Czech Republic

	CZK million		
	2008	2009	2010
Total	22 533	28 913	29 944
thereof to foreign affiliates	21 116	26 850	28 057
Type of services			
Telecommunication services	8 313	10 780	10 433
IT services	14 220	18 133	19 511
Size class of enterprises			
Small (0-49 employees)	2 354	2 315	1 892
Medium (50-249 employees)	2 671	4 055	5 813
Large (250+ employees)	17 508	22 543	22 239

Figure D46 ICT services imports

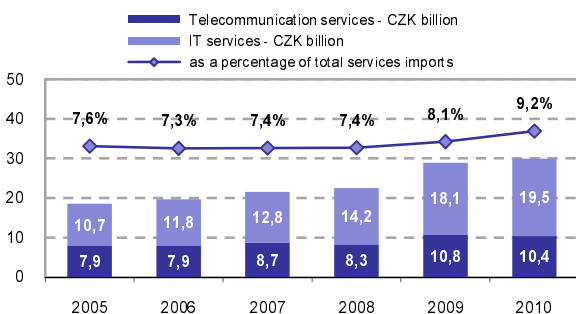


Figure D47 Composition of ICT services imports by size of importing enterprises

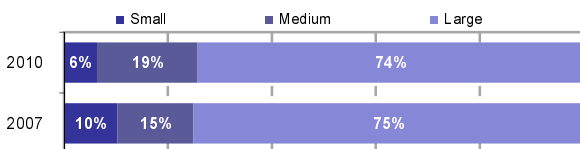
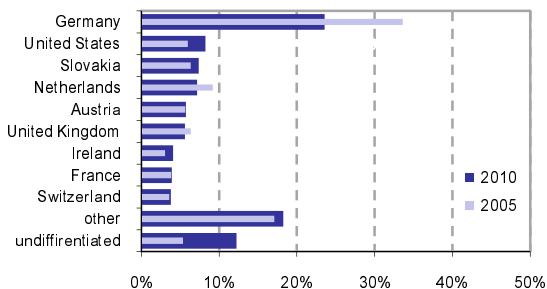


Figure D48 ICT services imports to the CR by countries



Source: CZSO, Quarterly survey on exports and imports of services

D ICT external trade

**Figure D49 ICT services exports
(as percentage of total services exports)**

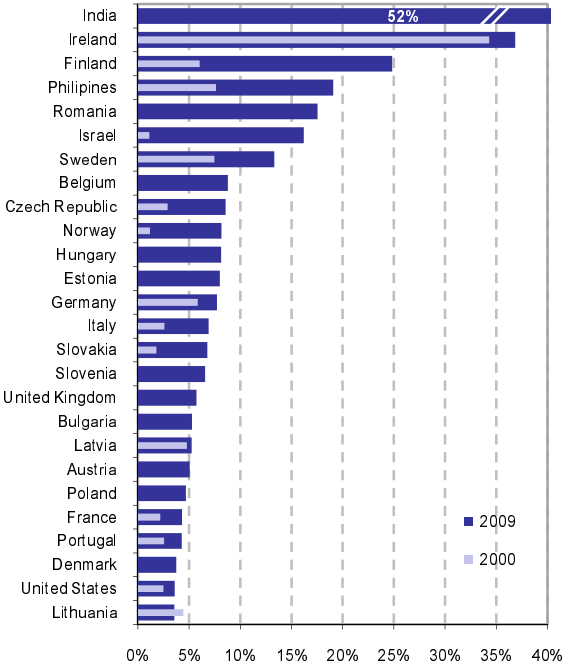
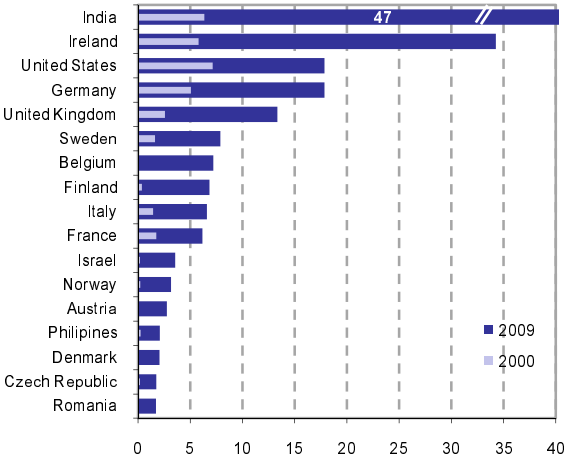


Figure D50 ICT services exports (US\$ billion)



Source: OECD – Trade in Services; UN – Service trade database

D ICT external trade

**Figure D51 ICT services imports
(as percentage of total services imports)**

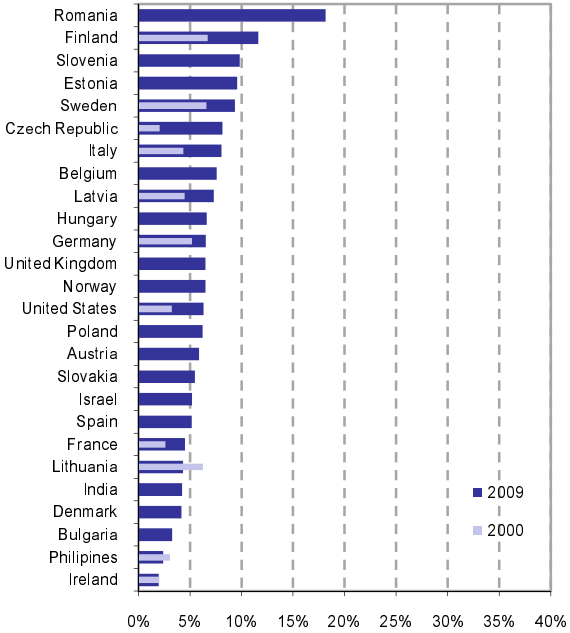
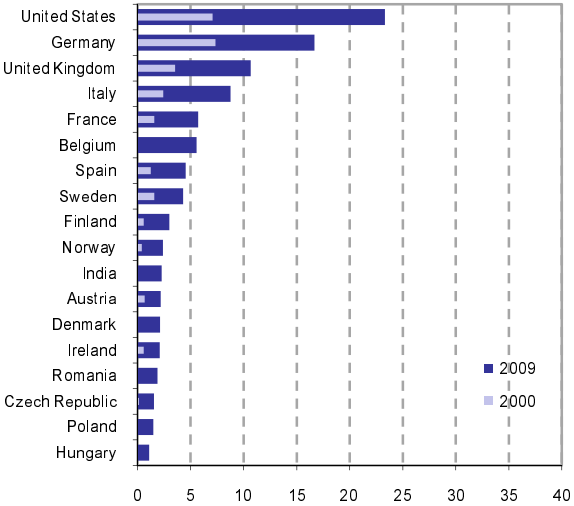


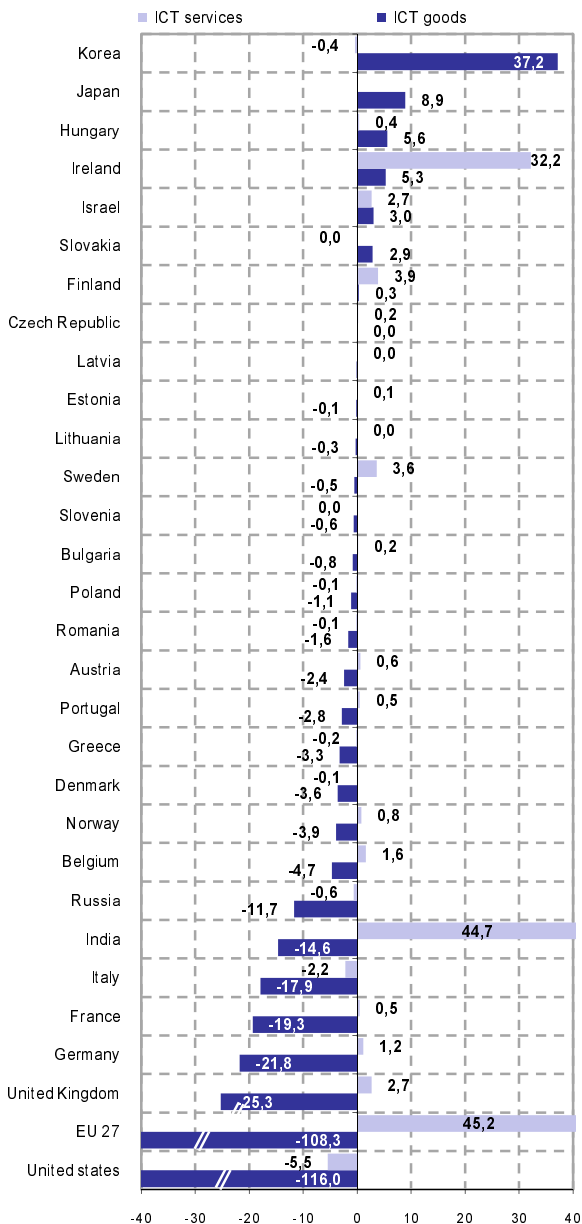
Figure D52 ICT services imports (US\$ billion)



Source: OECD – Trade in Services; UN – Service trade database

D ICT external trade

Figure D53 External trade balance in ICT goods and services, 2009 (US\$ billion)



Source: OECD, International trade database; UN - Comtrade