

3. RESULTS OF THE WEB SITE CONTENT SURVEY 2004

3.1. Public administration web survey

Background information

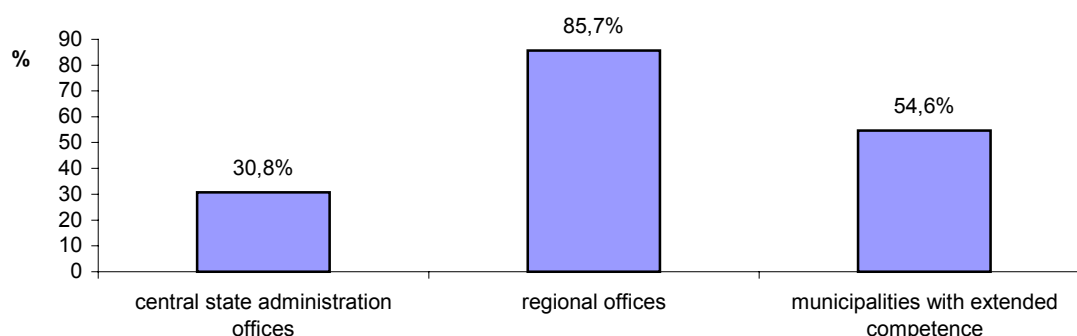
All central state administration offices and all self-government administration offices (from offices in the survey) had their own web site and e-mail address (February 2004).

3.1.1. Information on public administration web sites

The most of the public administration offices included in the survey published agenda of the office (98%) and information about staff of the office (97,6%) on their web sites.

53,9% of central state administration offices, 85,7% of regional offices and 54,6% of municipalities with extended competences published information on web site by Public Administration Information System regulation.

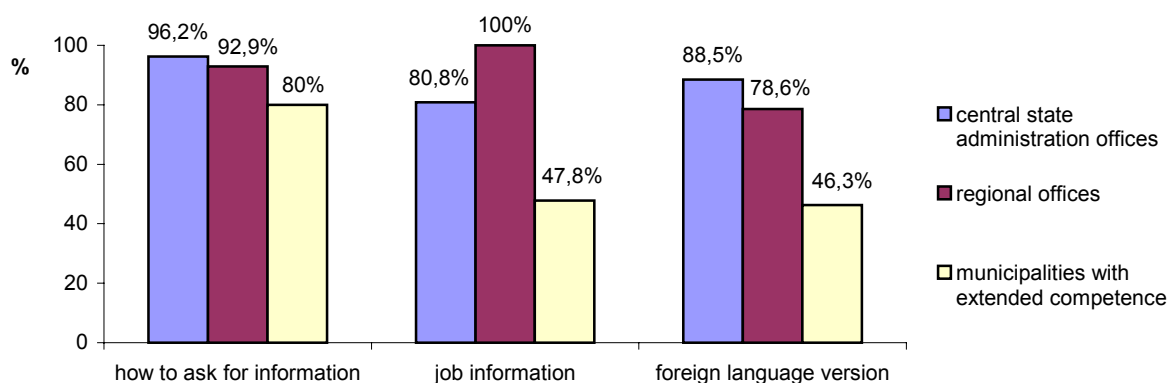
Chart 17: Percentage of the public administration offices with information by PAIS regulation on web site, by type of the administration office, February 2004



Source: 2004 Web site content survey, CZSO

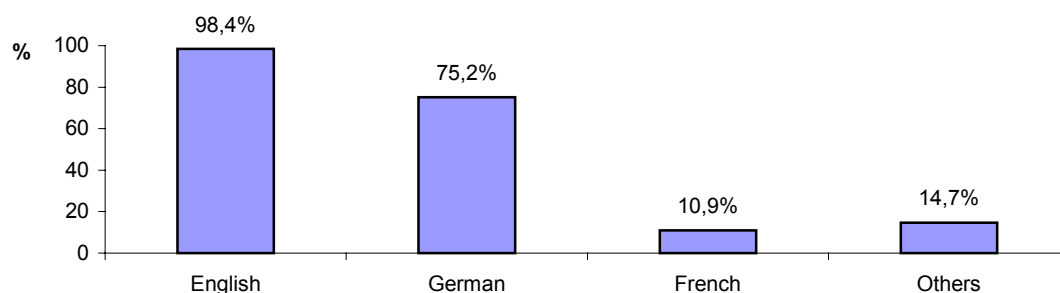
Information - how to ask for information were available on 96,2% of central state administration offices web sites, 92,9% of regional offices web sites and 80% of municipalities with extended competences web sites.

Chart 18: Percentage of the public administration offices with information - how to ask for information, foreign language web site version and job information on web site by type of the administration office, February 2004



Source: 2004 Web site content survey, CZSO

Chart 19: Percentage of English, German and French language version from all web sites with foreign language version, February 2004



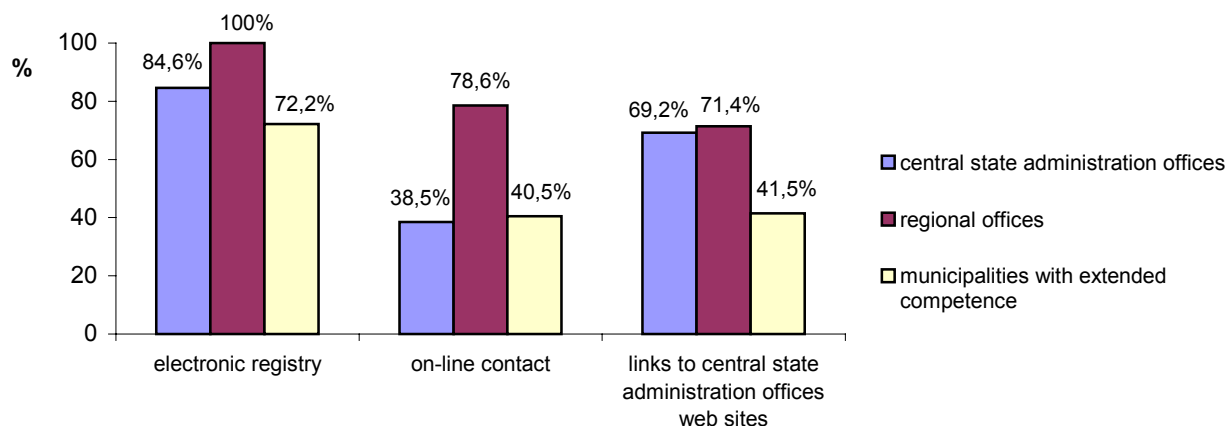
Source: 2004 Web site content survey, CZSO

Information about departments of office published 78,1% of municipalities with extended competences and 92,9% of regional offices. Information about culture published 85,7% of regional offices and 95,1% of municipalities with extended competences. Information about the history of municipality published on web site 93,7% of municipalities with extended competences.

3.1.2. On-line services on public administration web sites

Electronic registry had 84,6% of central state administration offices, all regional offices and 72,2% of municipalities with extended competences.

Chart 20: Percentage of the public administration offices with electronic registry, on-line contact and links to web sites of central state administration offices on web site, by type of the administration office, February 2004



Source: 2004 Web site content survey, CZSO

3.2. Hospitals web site survey

Background information

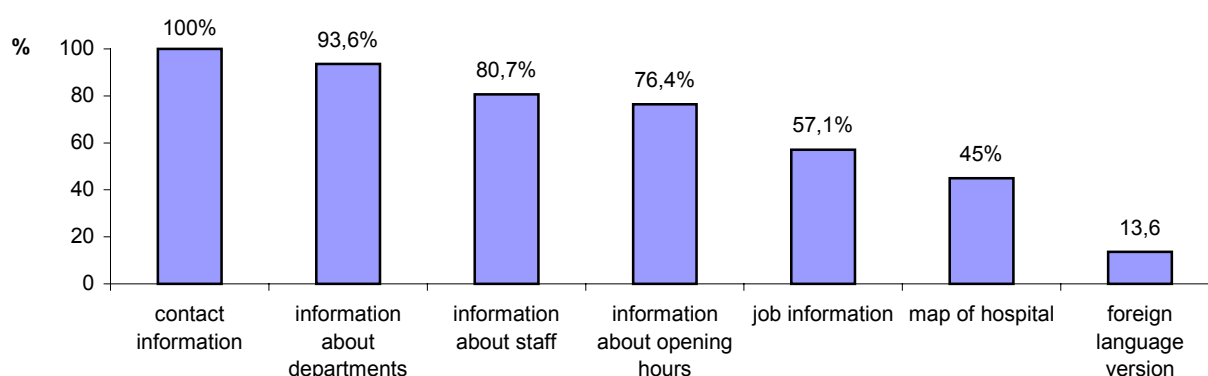
The most of hospitals had own e-mail address (97,7%) and web site (80%) (31.12.2003).

Source : Ústav zdravotnických informací a statistiky, 2004

3.2.1. Information on hospitals web sites

All hospitals with a web site published (June and July 2004) contact information on web site, 93,6% information about departments, 80,7% information about staff, 76,4% opening hours, 57,1% job information and 45% map of the hospital. Foreign language web site version had 13,6% of hospitals with a web page. The most popular foreign language version was English version (95% of hospitals with foreign language web site version).

Chart 21: Percentage of hospitals with specific information on web site (from all hospitals with a web site), June and July 2004

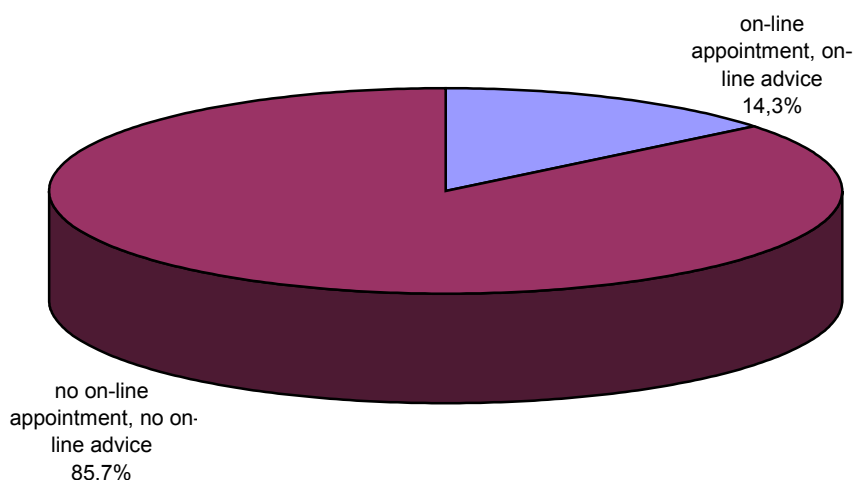


Source: 2004 Web site content survey, CZSO

3.2.2. On-line services on hospitals web sites

14,3% of hospitals with a web site provided patients with a possibility to make an appointment on-line with a practitioner or to seek a medical advice on-line from a practitioner (June and July 2004).

Chart 22: Percentage of hospitals provided patients with a possibility to make an appointment on-line with a practitioner or to seek a medical advice on-line (from all hospitals with a web site) (June and July 2004)



Source: 2004 Web site content survey, CZSO

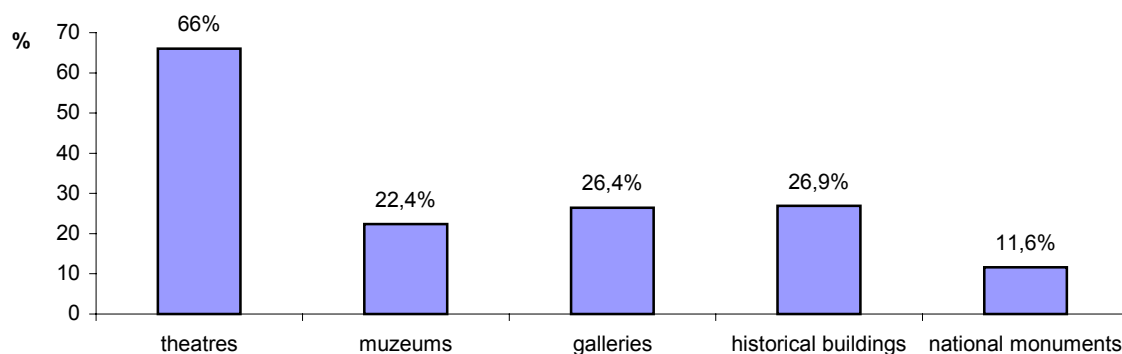
3.3. Culture institutions web site survey

Background information

From 835 of culture institutions, included in web site content survey, 261 had own web page (31,3%), (31.12.2002)

Source : Národní informační a poradenské středisko pro místní kulturu, 2004

Chart 23 : Percentage of culture institutions with own web site by type of institution, 31.12.2002

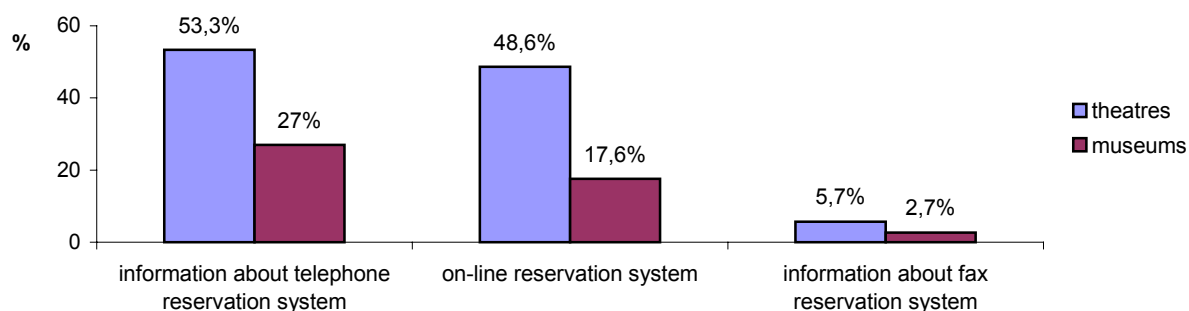


Source : Národní informační a poradenské středisko pro místní kulturu, 2004

3.3.1. Theatres and museums

48,6 % of theatres with own web site provided citizens with an on-line reservation of tickets.

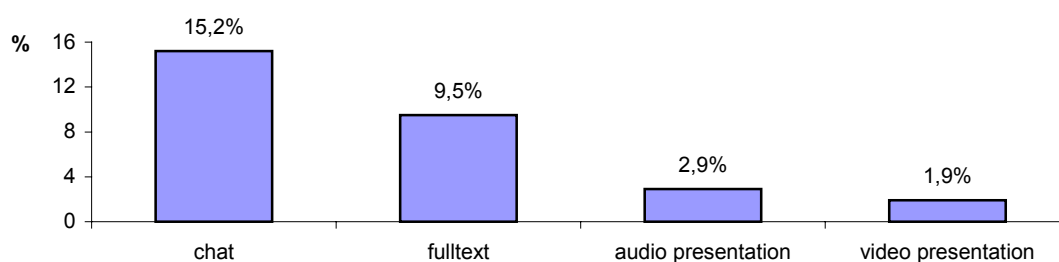
Chart 24: Percentage of theatres and museums with on-line ticket reservation system and with information about telephone and fax system of ticket reservation (from theatres and museums with own web site), (February and March 2004)



Source: 2004 Web site content survey, CZSO

From all theatres with a web site, 2,9 % used audio web presentations of their performance and 1,9% video web presentations, 15,2% offered a chat and 9,5 % fulltext on their web sites. One theatre provided citizens with possibility to watch a performance on-line on the internet.

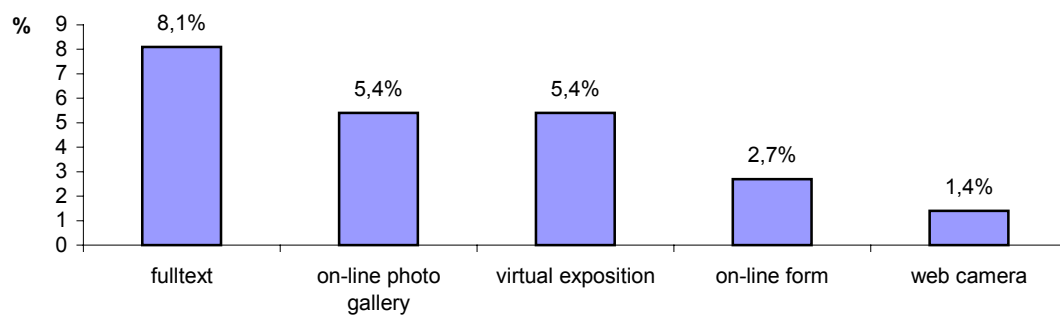
Chart 25: Percentage of theatres with specific on-line services on web site (from theatres with a web site), February 2004



Source: 2004 Web site content survey, CZSO

From museums with a web site, 8,1% offered fulltext, 5,4% an on-line photo gallery, also 5,4% a virtual exposition, 2,7% an opportunity for visitors to write short comments (fill in a web form) and send them to museum on-line and 1,4% a web camera.

Chart 26: Percentage of museums with specific on-line services on web site (from museums with a web site), March 2004



Source: 2004 Web site content survey, CZSO