

## Chapter F: International trade in ICT services

Services in the field of information and communication technologies (hereinafter as the **ICT services**) are defined as services that must primarily be intended to fulfil or enable the function of information processing and communication **by electronic means**, including their record, transmission, and display (OECD, 2009).

Respective items of the ICT services are defined based on the **Extended Balance of Payment Services Classification (EBOPS 2010)**. The ICT services include the following items of the category **Telecommunications, computer, and information services (SI)** of this classification:

- **Telecommunications services** (code SI1) include mainly transactions of Czech and foreign telecommunication operators for implemented international calls. Other telecommunications services involve payments for the access to the Internet, cable television, and to other computer networks, including providing of services as electronic mail, video conferences, or transmitting of audio-visual signal over the Internet.

*Note: A payment the Czech operator receives from the foreign operator for the arrangement of the international call from abroad to Czechia is considered exports. A payment from the Czech operator to the foreign operator for the arrangement of the international call is considered imports.*

- **Computer services** (code SI2), that are split into:
  - **Computer software** (code SI21) includes purchase and sale of tailor-made software and apps (**software originals**, code SI21z), furthermore, it also includes purchase and sale of standard software and apps supplied over the Internet (**other computer services**, code SI22).

*Note: Standard software, which is not tailor-made for a concrete customer – e.g. operating systems, office software packages, or antivirus software – supplied on **physical media carriers** (CD-ROMs, flash disks, etc.) or as **a part of hardware** is considered to be goods and is reported within the statistics on international trade in goods. **Licences to reproduce and/or distribute computer software** (code SH3) are not part of this item, either.*

- **Information services** (code SI3), that are further split into:
  - **News agency services** (code SI31) and
  - **Other information services** (code SI32) that mainly include data processing and hosting services, web search portals and related services.

Note: The international trade in ICT services in Czechia is dominated **by transactions of foreign-controlled enterprises**, units of multinationals enterprise groups.

Detailed data on exports and imports of the ICT services in Czechia come from the **Sample survey on exports and imports of services (ZO 1-04)** carried by the Czech Statistical Office. The data from this survey are used for **balance of payments statistics**.

For more information about **international trade in services** and **balance of payments statistics** see: <https://csu.gov.cz/international-trade-in-services> or [https://www.cnb.cz/en/statistics/bop\\_sta/](https://www.cnb.cz/en/statistics/bop_sta/)

The **Eurostat Balance of Payments Database** was used as a data source for the **international comparison**. Data for international comparisons refer to the **reported or nearest available year**.

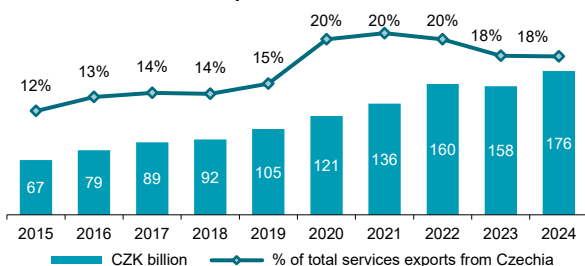
For further information on trade in ICT services, see: <https://csu.gov.cz/international-trade-in-ict-services>.

## Chapter F: International trade in ICT services

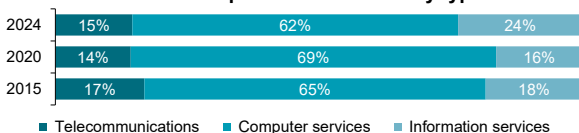
**Table F.1 ICT services exports from Czechia**

	CZK million		
	2022	2023	2024
<b>Total</b>	<b>160 179</b>	<b>157 653</b>	<b>176 352</b>
Telecommunication services	24 000	25 119	25 748
Computer services	97 585	95 879	109 061
Information services	38 593	36 656	41 542
<b>by exporter</b>			
enterprise under domestic control	57 102	51 142	60 297
enterprise under foreign control	103 058	106 405	115 909
other	19	107	146
<b>by countries</b>			
<b>EU27, total</b>	<b>78 635</b>	<b>77 247</b>	<b>85 814</b>
Germany	25 263	25 582	28 878
France	4 242	6 330	7 322
Ireland	13 928	5 181	6 145
other EU countries	35 203	40 155	43 469
United states	37 475	33 869	37 258
United Kingdom	15 907	14 537	17 064
Switzerland	6 966	8 871	10 532
other	21 195	23 129	25 684

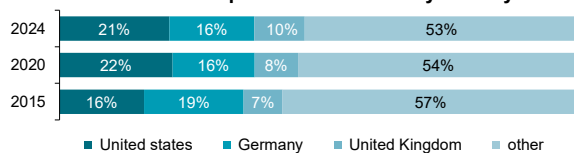
**Chart F.1 ICT services exports from Czechia**



**Chart F.2 ICT services exports from Czechia by type of services**



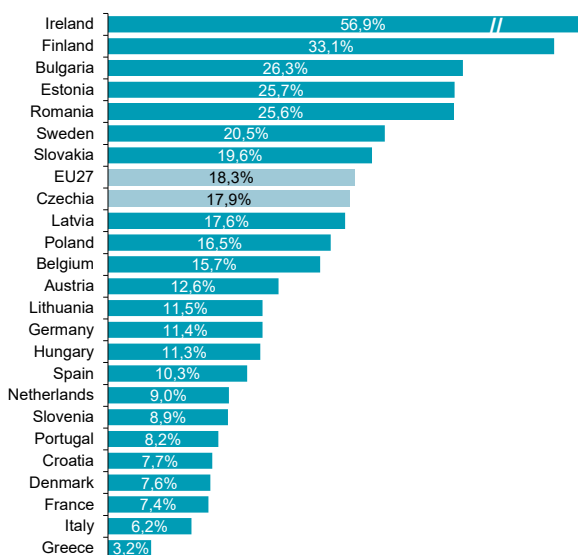
**Chart F.3 ICT services exports from Czechia by country**



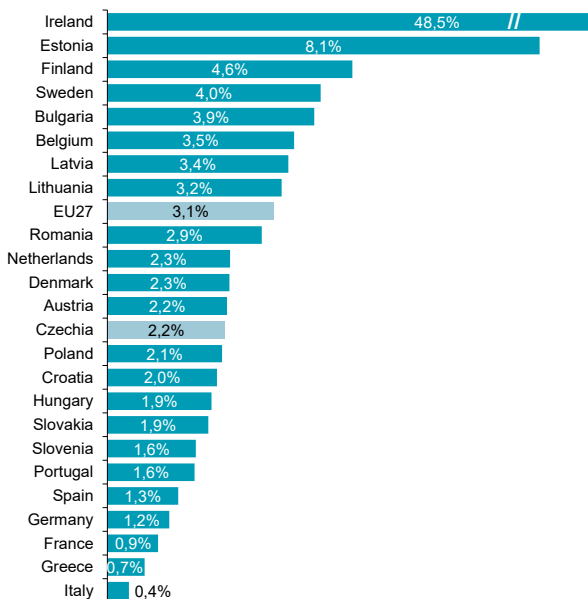
Source: Czech Statistical Office, Survey on exports and imports of services

## Chapter F: International trade in ICT services

**Chart F.4 ICT services exports in 2024**  
(% of total services exports)



**Chart F.5 ICT services exports in 2024 (% of GDP)**



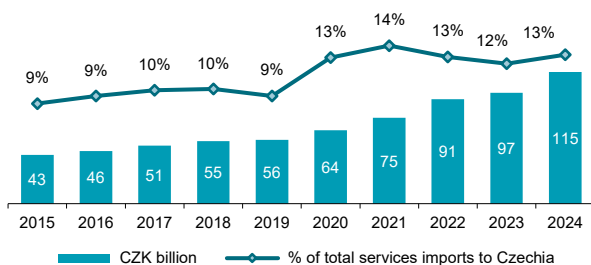
Source: Eurostat, International Trade in Services Database

## Chapter F: International trade in ICT services

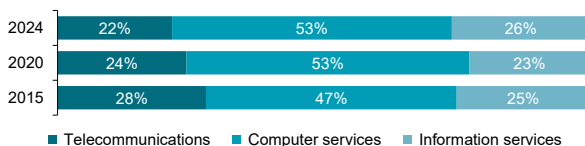
**Table F.2 ICT services imports to Czechia**

	CZK million		
	2022	2023	2024
<b>Total</b>	<b>91 438</b>	<b>97 080</b>	<b>115 291</b>
Telecommunication services	20 506	22 337	24 800
Computer services	49 288	51 631	60 658
Information services	21 644	23 113	29 833
<b>by exporter</b>			
enterprise under domestic control	25 556	27 957	36 683
enterprise under foreign control	58 590	59 006	64 468
other	7 292	10 117	14 140
<b>by countries</b>			
<b>EU27, total</b>	<b>62 596</b>	<b>67 611</b>	<b>76 454</b>
Ireland	14 276	15 695	20 268
Germany	18 403	18 268	19 439
Netherlands	7 996	10 436	11 173
other EU countries	21 922	23 212	25 575
United Kingdom	7 593	7 341	8 549
Switzerland	2 909	2 946	6 133
United states	4 265	4 706	5 720
other	14 202	14 506	18 436

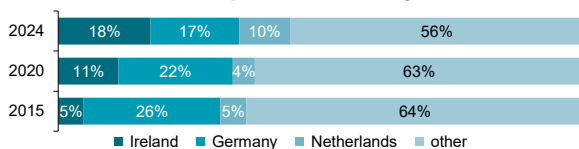
**Chart F.6 ICT services imports to Czechia**



**Chart F.7 ICT services imports to Czechia by type of services**



**Chart F.8 ICT services imports to Czechia by countries**

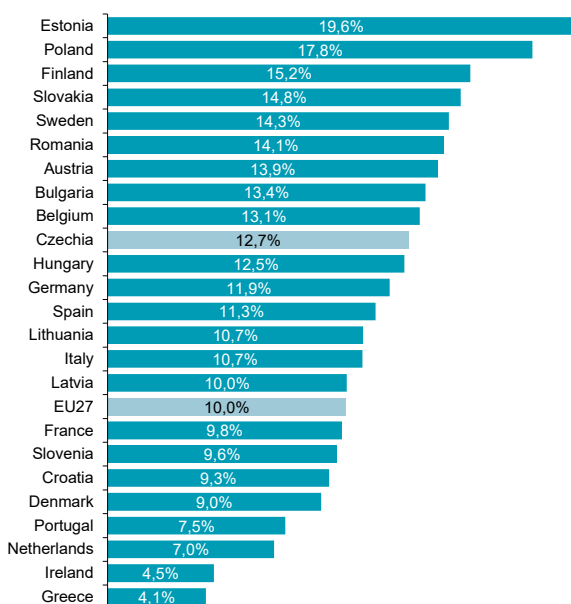


Source: Czech Statistical Office, Survey on exports and imports of services

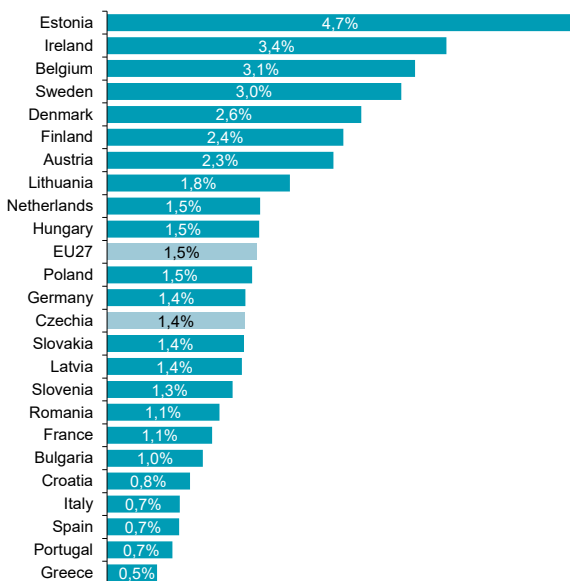
## Chapter F: International trade in ICT services

**Chart F.9 ICT services imports in 2024**

(% of total services imports)



**Chart F.10 ICT services imports in 2024 (% of GDP)**



Source: Eurostat, International Trade in Services Database

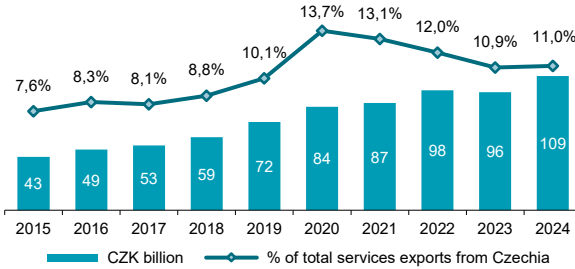
# Chapter F: International trade in ICT services

**Table F.3 Computer services exports from Czechia**

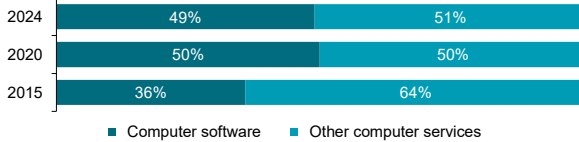
CZK million

	2022	2023	2024
<b>Total</b>	<b>97 585</b>	<b>95 879</b>	<b>109 061</b>
Computer software	49 198	48 519	53 159
Other computer services	48 387	47 360	55 903
<b>by exporter</b>			
enterprise under domestic control	34 703	29 881	31 247
enterprise under foreign control	62 873	65 989	77 807
other	8	9	7
<b>by countries</b>			
<b>EU27, total</b>	<b>47 883</b>	<b>44 790</b>	<b>53 731</b>
Germany	10 693	12 729	16 761
France	2 975	4 927	5 785
Ireland	13 004	3 868	4 324
other EU countries	21 274	23 332	26 958
United states	27 726	23 688	25 903
Switzerland	5 648	7 771	8 789
United Kingdom	6 829	7 855	8 329
other	9 436	11 709	12 212

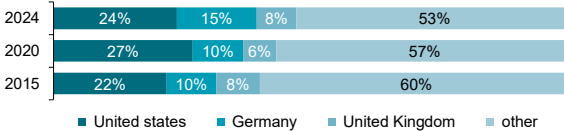
**Chart F.11 Computer services exports from Czechia**



**Chart F.12 Computer services exports from Czechia by type of services**



**Chart F.13 Computer services exports from Czechia by countries**



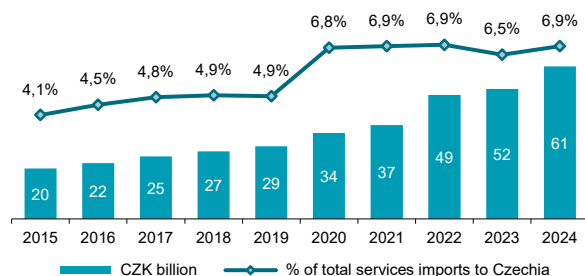
Source: Czech Statistical Office, Survey on exports and imports of services

## Chapter F: International trade in ICT services

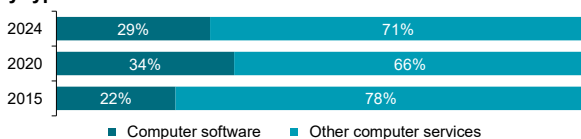
**Table F.4 Computer services imports to Czechia**

	CZK million		
	2022	2023	2024
<b>Total</b>	<b>49 288</b>	<b>51 631</b>	<b>60 658</b>
Computer software	15 841	15 056	17 593
Other computer services	33 447	36 576	43 065
<b>by exporter</b>			
enterprise under domestic control	7 734	9 090	11 980
enterprise under foreign control	36 794	35 695	40 323
other	4 761	6 846	8 355
<b>by countries</b>			
<b>EU27, total</b>	<b>35 937</b>	<b>40 134</b>	<b>45 247</b>
Germany	12 206	12 691	13 365
Ireland	7 709	8 044	10 516
Netherlands	3 812	6 584	6 963
other EU countries	12 365	13 063	14 600
Switzerland	2 425	1 192	3 927
United states	2 687	2 928	3 458
United Kingdom	3 133	2 785	2 247
other	4 951	4 343	5 582

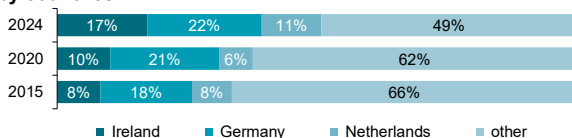
**Chart F.14 Computer services imports to Czechia**



**Chart F.15 Computer services imports to Czechia by type of services**



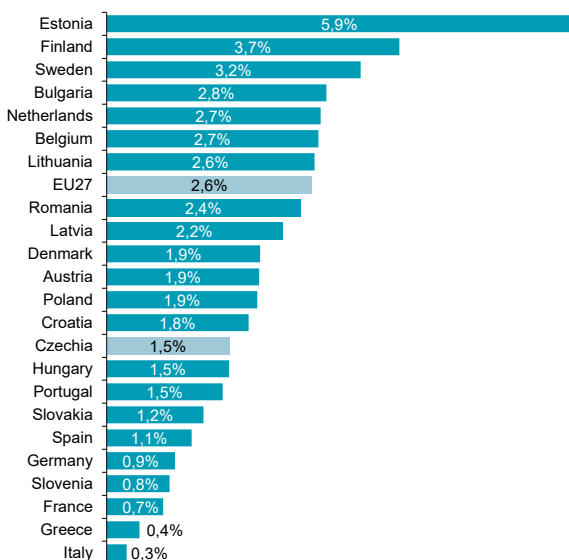
**Chart F.16 Computer services imports to Czechia by countries**



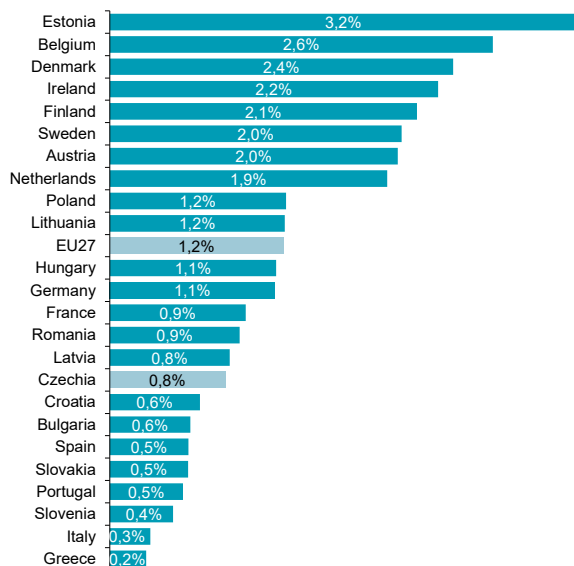
Source: Czech Statistical Office, Survey on exports and imports of services

## Chapter F: International trade in ICT services

**Chart F.17 Computer services exports in 2023**  
(% of GDP)



**Chart F.18 Computer services imports in 2023**  
(% of GDP)



Source: Eurostat, International Trade in Services Database