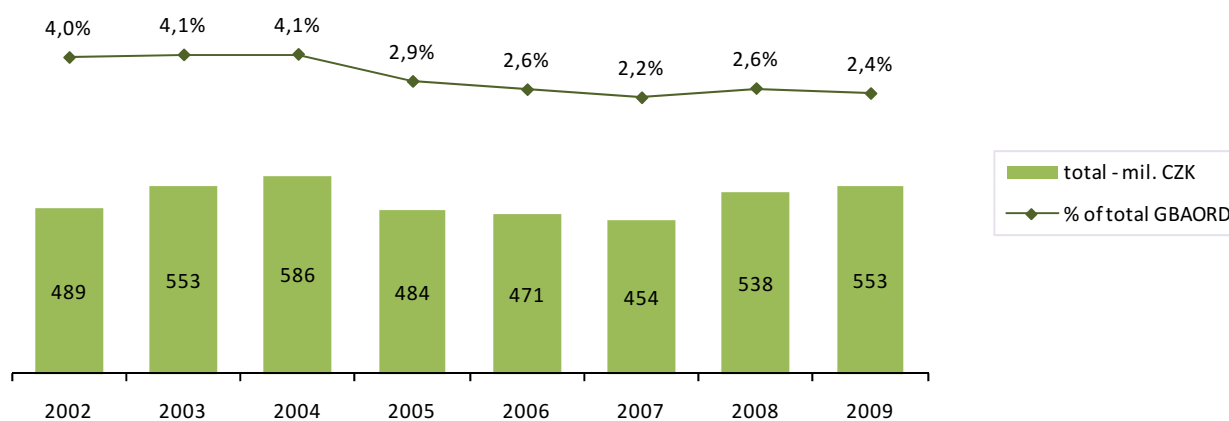


2.3 CONTROL AND CARE OF THE ENVIRONMENT (SEO 03)

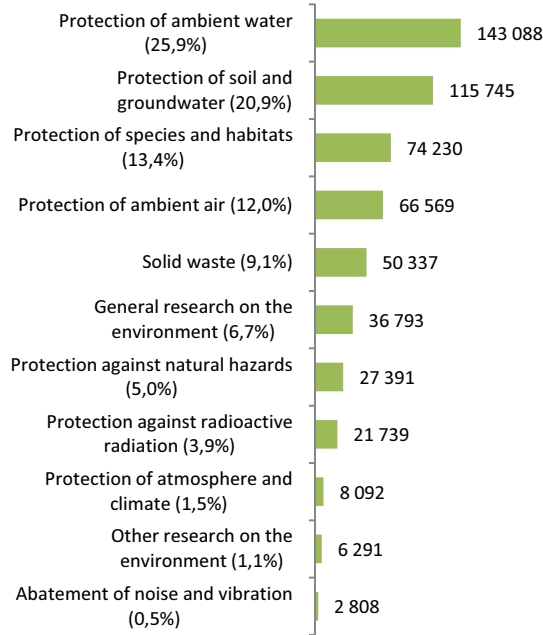
The target covers all socio-economic research, which concerns the protection of the environment and is directed at identifying and analyzing sources of pollution and their causes. This particularly includes the development of monitoring devices for measuring various types of pollution and also research and pollution prevention.

- Expenditures on R&D in environmental protection during 2002–2004 increased (from CZK 489 million in 2002 to CZK 586 million in 2004), although the proportion of total GBAORD stagnated at 4.1%. The following period experienced a decline in support for R&D in this field to the total sum of CZK 454 million in 2007 and the share of total GBAORD fell to 2.2%. In 2008, there was a change in this development and funds allocated to this research increased to CZK 553 million in 2009. The share of total GBAORD decreased slightly (from 2.6% in 2008 to 2.4% in 2009). Average annual growth reached 1.8% from 2002 to 2009.
- Most R&D activities related to the control and care of the environment were given funding in Protection of ambient water (SEO 0304), which was 25.9% (CZK 143,088 thousand). Another important area of research was Protection of soil and groundwater (SEO 0305) with the share of 20.9% (CZK 115,745 thousand). Research and development in the field of Ambient air (SEO 0302) was allocated CZK 66,569 thousand (12%). The smallest budget (CZK 2,808 thousand; 0.5%) was allocated to research on Abatement of noise and vibration (SEO 0306).
- The period 2005–2009 recorded the highest average annual growth in funding for SEO 0305 – Protection of soil and groundwater (31.4%) and also for SEO 0302 – Protection of ambient air (15.4%). Apart from the other research, the largest negative average annual decline was recorded for SEO0306 – Abatement of noise and vibration (-10.2%).
- Most of the research and development in the field of control and care of the environmental is financed from state budgets project funding (86.9%; CZK 480,516 thousand). Most of the objectives under SEO 03 were provided only with this form of funding. There were three objectives that were financed also through institutional funding, with SEO 0304 – Protection of ambient water having the highest proportion (37.8%) of institutional funding under the socio-economic objective SEO 03.
- The largest funding support of R&D in this socio-economic objective was provided by the Ministry of Environment (CZK 261,053 thousand; 47.2%), which was followed by the Ministry of Education, Youth and Sports with CZK 151,322 thousand (27.4%). The State Office for Nuclear Safety funded research related to Protection against radioactive radiation with CZK 15,565 thousand, which makes up for the proportion of 2.8%. The least support was given by the Ministry of Transport (0.5%) and the Ministry of the Interior (2.2%), which are listed in Graph 2.3-4 under Other (CZK 14,976 thousand; 2.7%). Support in the form of institutional funding was provided by the Ministry of the Environment and the State Office for Nuclear Safety.
- The most important beneficiaries of public funding for control and care of the environment were public research institutions with 51.6% (CZK 285,253 thousand) of the total funds allocated to SEO 03. Other significant beneficiaries were legal persons (CZK 110,771 thousand; 20%) and public or state universities (CZK 68,548 thousand; 12.4%).
- In terms of regional breakdown, the capital city of Prague accounts for the biggest beneficiary of funding in this research field, with the share of 61.6% (CZK 340,444 thousand). The observed proportion is significantly influenced by the high proportion of beneficiaries from the public research institutions and universities which are located mainly in Prague. Another important region with a share exceeding 10% was the Středočeský region (13.8%; CZK 76,465 thousand).

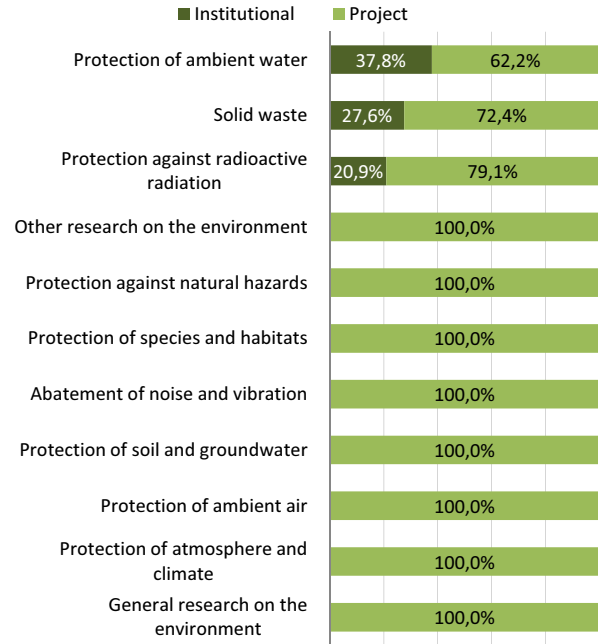
GRAPH 2.3-1: Control and care of the environment (SEO 03) in mil. CZK and as % of total GBAORD; 2002–2009



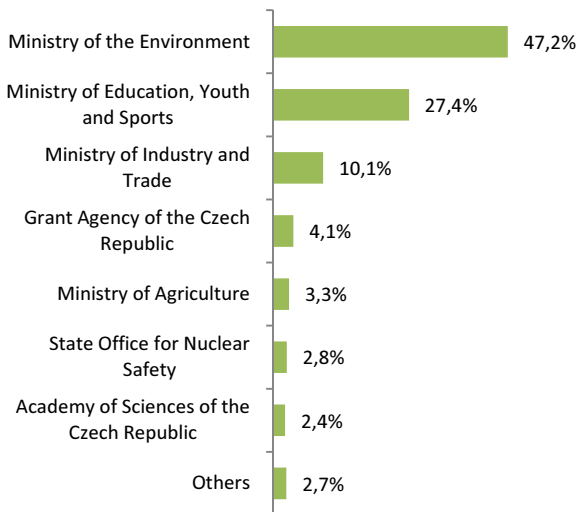
GRAPH 2.3-2: Control and care of the environment (SEO 03) – objectives by NABS1992 (% and mil. CZK); 2009



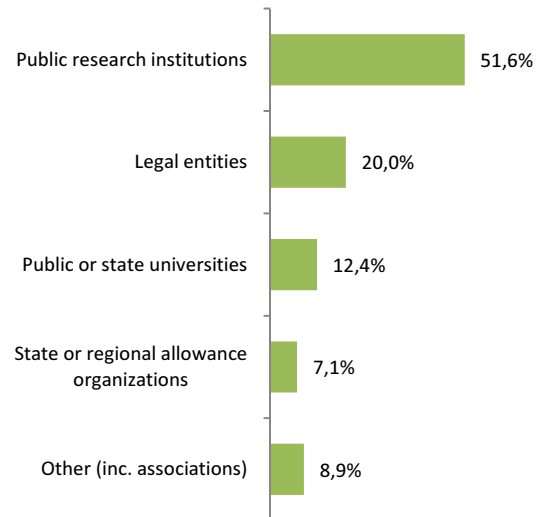
GRAPH 2.3-3: Control and care of the environment (SEO 03) – structure by the type of funding; 2009



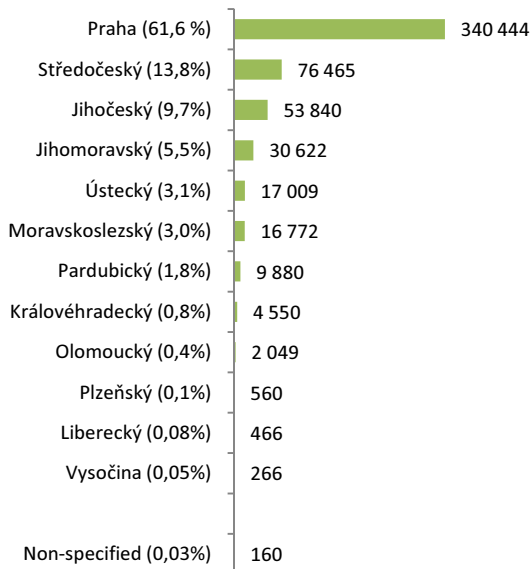
GRAPH 2.3-4: Control and care of the environment (SEO 03) – by providers (%); 2009



GRAPH 2.3-5: Control and care of the environment (SEO 03) – by beneficiaries (%); 2009



GRAPH 2.3-6: Control and care of the environment (SEO 03) – by regions (% and mil. CZK); 2009



GRAPH 2.3-7: Control and care of the environment (SEO 03) – average annual growth rate; 2005–2009

