

The Czech Statistical Office (CZSO), in order to monitor the development of ICT usage by public authorities in the Czech Republic, used to collect data with a short module focused on **ICT usage in the public administration sector**. The latest survey on this issue was conducted in the first half of 2012 with **reference period of 31 December 2011**.

Since then the Czech Statistical Office has been focusing more on data on **e-government services** than on data on ICT equipment. Nowadays it gathers administrative data from several institutions, mainly from the Ministry of the Interior of the Czech Republic and from the General Financial Directorate of the Financial Administration.

Data about the number of issued official documents by using **Czech Point services** and the number of **Electronic submissions** for the Financial Administration are included in this publication since 2015 and for the first time also data about electronic Data Boxes are part of this chapter.

**Czech Point** (an acronym which stands for Czech Filing Verification Information National Terminal in Czech) is a platform for assisted access to the public administration system where every citizen can obtain all the information on the data kept on him or her by the state in its central registers (e.g. get certified extracts/copies from Land Register) or where each citizen is able to fill any application to public authorities.

**Electronic submission for the Financial Administration** is an application which allows e-filing of tax returns (**eTax services**) such as personal or corporate income taxes returns, value added tax return and sending other documents electronically to the public authorities.

**A Data Box** is an instrument for secured transmission of messages and documents between public authorities and other entities. It is not intended for storing messages or performing other operations with it. Data boxes are meant to replace the ordinary paper contacts with electronic means. Electronic documents are recognised as equal to paper documents by law. *A data box is not obligatory for citizens and private individuals who carry out business activities. Establishment of a data box is obligatory for all legal entities and public authority bodies (state administration).*

Individuals/Enterprises have used Internet, in the last 12 months/ in the last calendar year before the survey, for interaction with public authorities includes obtaining information from public authorities web sites, OR downloading official forms OR sending filled in forms.

- **Obtaining information** from web sites that includes searching to obtain any type of information from public authority web sites
- **Downloading official forms** includes downloading official forms mostly in the PDF format) from public authorities' websites for any purpose of use (e.g. for information or for requesting a service).
- **Sending filled in (submitting completed) forms (an electronic submission)** include completed forms sent via Internet (to public authorities' websites) only. An electronic submission shall mean there is a web application enabling that a form can be filled in and sent out directly on-line. What is important is that citizen/enterprise does not need to visit the authority personally. Forms downloaded, printed, filled in and sent by post or email should not be included in this category.

Information on the Internet use for interaction of individuals and enterprises with public authorities comes from two annual surveys of the CZSO on ICT use by individuals and by enterprises (for additional information see Chapters C and D of this publication).

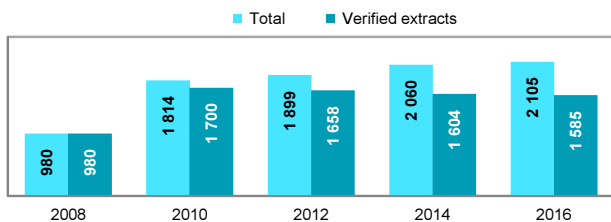
The **Eurostat** online database for **Information society statistics** was used for the international comparison. *Data from this database were extracted in April 2017. For more information see:*

<http://ec.europa.eu/eurostat/web/information-society> and <http://ec.europa.eu/eurostat/web/information-society/methodology>

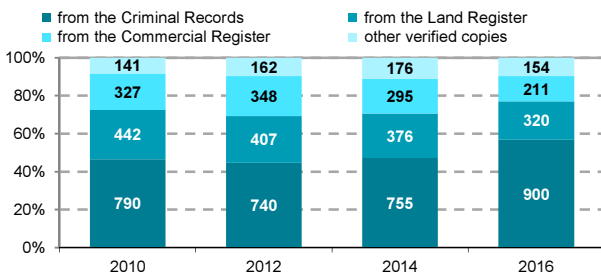
**Tab. E1 Number of issued documents from the Czech Point**

	2014	2015	2016
	thous.		
<b>Total</b>	<b>2 061</b>	<b>2 044</b>	<b>2 105</b>
<b>Verified copies, total</b>	<b>1 604</b>	<b>1 552</b>	<b>1 585</b>
from the Criminal Records	755	808	900
from the Land (Real Estate) Register	376	349	320
from the Commercial Register	295	241	211
from the Driver Register	99	91	95
from the Trade License Register	78	62	60
<b>Authorized conversion of documents, total</b>	<b>406</b>	<b>441</b>	<b>444</b>
from electronic to paper form	310	302	284
from paper to electronic form	96	139	160
<b>Other issued documents, total</b>	<b>51</b>	<b>51</b>	<b>76</b>
Notification about Data Box activation	34	35	57

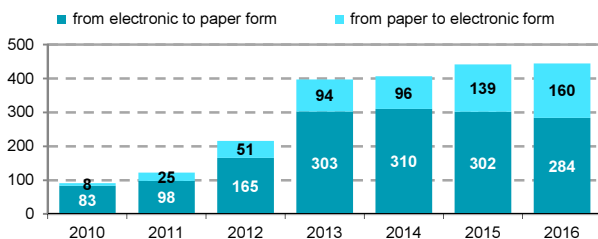
**Figure E1 Number of issues from the Czech Point (thous.)**



**Figure E2 Verified copies from the Czech Point (thous.; %)**



**Figure E3 Czech Point - document conversions (thous.; %)**

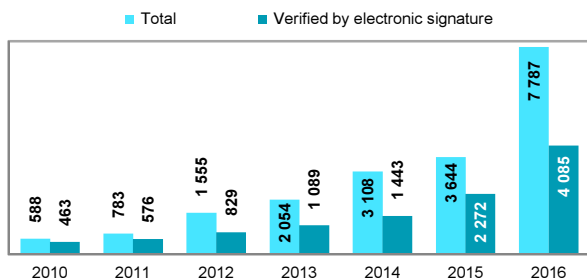


Source: Ministry of the Interior of the Czech Republic - [www.czechpoint.cz](http://www.czechpoint.cz), 2016

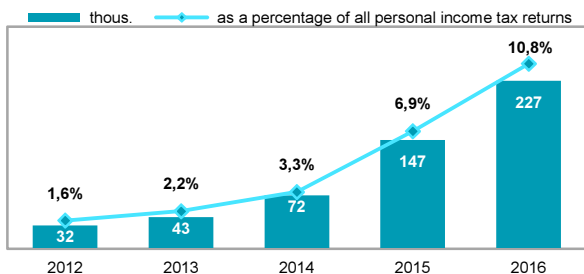
**Tab. E2 Electronic Submissions for the Czech Financial Administration - E-Tax submissions in the Czech Republic**

	2014	2015	2016
Value Added Tax declaration	1 502	1 645	2 156
Road Tax declaration	86	147	204
Personal Income Tax declaration	72	147	227
Corporate Income Tax declaration	43	155	186
Real Estate Tax declaration	17	25	37

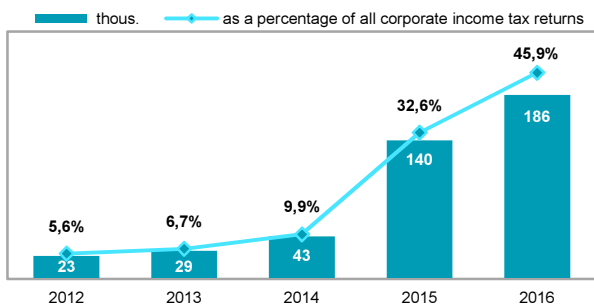
**Figure E4 E-Tax submissions (thous.)**



**Figure E5 Electronic Personal Income Tax submissions**



**Figure E6 Electronic Corporate Income Tax submissions**



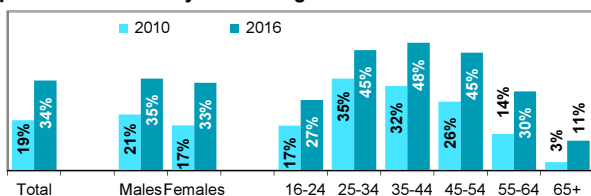
**Tab. E3 Individuals in the Czech Republic using the Internet for interaction with public authorities; 2016**

%

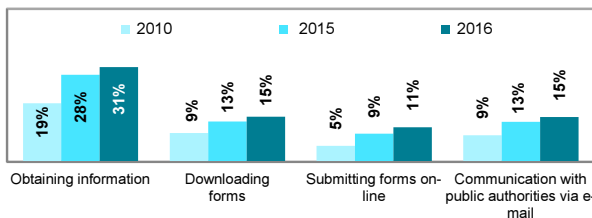
	Total	Downloading forms	Submitting forms on-line
<b>Total (aged 16+)</b>	<b>34,0</b>	<b>14,8</b>	<b>11,3</b>
Total (aged 16-74)	36,7	16,1	12,3
<b>Gender:</b>			
Males (aged 16+)	34,8	16,3	12,7
Females (aged 16+)	33,2	13,4	10,0
<b>Age group:</b>			
16-24 year-olds	26,7	8,3	6,7
25-34 year-olds	45,5	19,9	14,6
35-44 year-olds	48,2	24,2	17,2
45-54 year-olds	44,5	19,3	15,8
55-64 year-olds	29,9	12,9	10,6
65 year-olds and over	11,3	3,7	3,0
<b>Education attainment level (aged 25+):</b>			
Basic	6,3	1,6	0,8
Secondary without A-level exam.	22,8	7,7	5,9
Secondary with A-level exam. or Higher professional	45,1	20,9	15,1
University	59,5	31,5	25,8
<b>Specific groups:</b>			
Women on maternity leave	46,6	21,0	14,5
Students (aged 16+)	24,3	8,4	6,0
Pensioners	11,4	3,1	2,5

as a percentage of all individuals in a given socio-demographic group

**Figure E7 Individuals using the Internet for interaction with public authorities by sex and age**

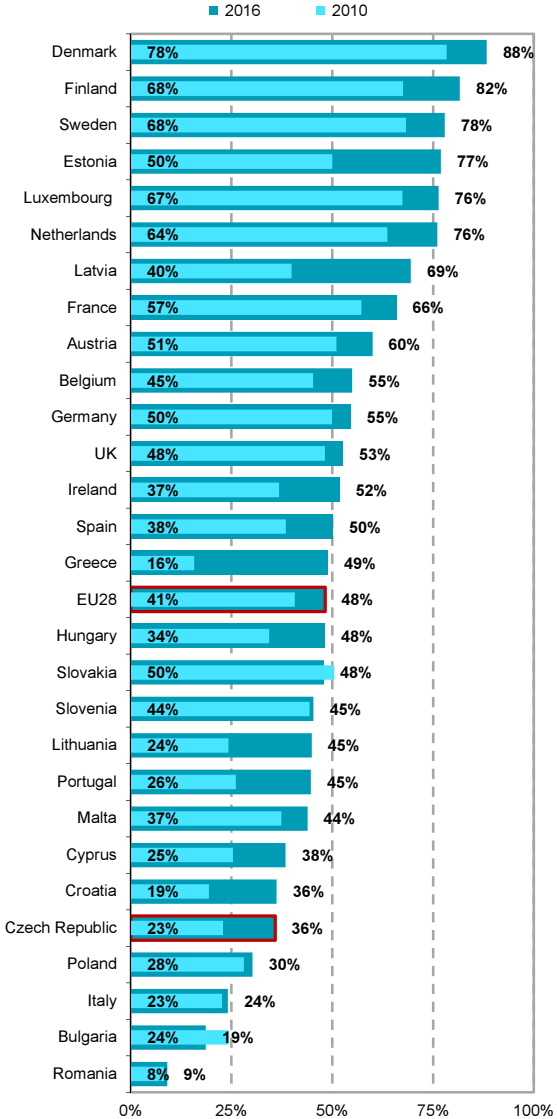


**Figure E8 Individuals using the Internet for interaction with public authorities for selected activities**



as a percentage of all individuals aged 16+

**Figure E9 Individuals in EU countries using the Internet for interaction with public authorities\*; 2016**



\*Includes individuals who have used the Internet for interaction with public authorities at least once in the last 12 months and for private purposes. Individuals could have looked for information on public authorities websites, downloaded forms from these websites and submitted forms on-line.

as a percentage of all individuals aged 16 to 74 in a given country

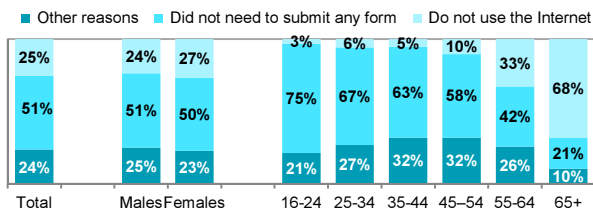
**Tab. E4 Reasons why individuals in the Czech Republic did not submit forms to public authorities on-line; 2016**

%

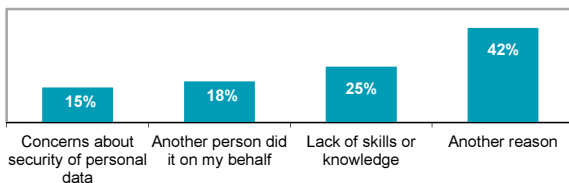
	Do not use the Internet	Did not need to submit any form	Other reasons
<b>Total (aged 16+)</b>	<b>25,4</b>	<b>50,8</b>	<b>23,8</b>
Total (aged 16-74)	19,1	55,2	25,6
<b>Gender:</b>			
Males (aged 16+)	23,7	51,3	24,9
Females (aged 16+)	26,9	50,3	22,7
<b>Age group:</b>			
16-24 year-olds	3,3	75,3	21,3
25-34 year-olds	5,9	67,3	26,8
35-44 year-olds	5,3	62,8	31,9
45-54 year-olds	10,4	57,6	31,9
55-64 year-olds	32,7	41,7	25,6
65 year-olds and over	68,4	21,2	10,4
<b>Education attainment level (aged 25+):</b>			
Basic	67,6	19,3	13,0
Secondary without A-level exam.	34,5	42,2	23,3
Secondary with A-level exam. or Higher professional	14,9	56,9	28,1
University	7,3	66,0	26,5
<b>Specific groups:</b>			
Women on maternity leave	5,2	66,3	28,5
Students (aged 16+)	1,4	77,3	20,9
Pensioners	65,2	23,7	11,1

as a percentage of all individuals in a given socio-demographic group who did not submit forms to public authorities on-line

**Figure E10 Reasons why individuals did not submit forms to public authorities on-line; 2016**



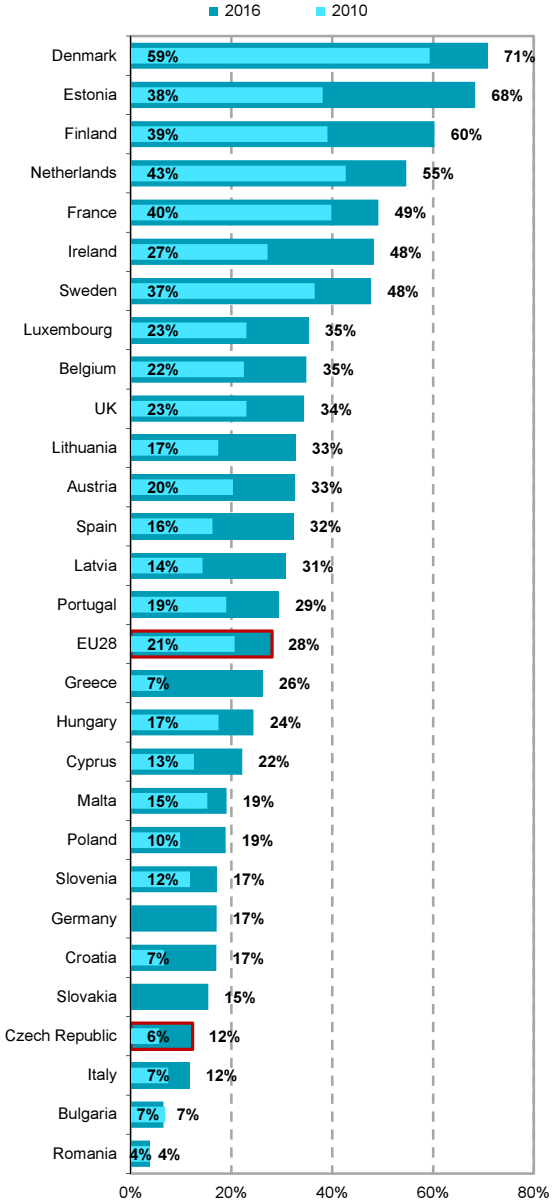
**Figure E11 Other reasons for not submitting forms to public authorities on-line; 2016**



as a percentage of individuals who had "other reasons" to not submit forms to public authorities on-line

## E eGovernment

**Figure E12 Individuals in EU countries who submitted forms to public authorities on-line; 2016**



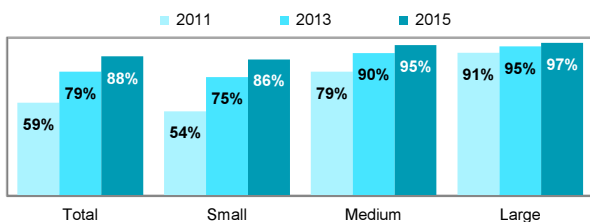
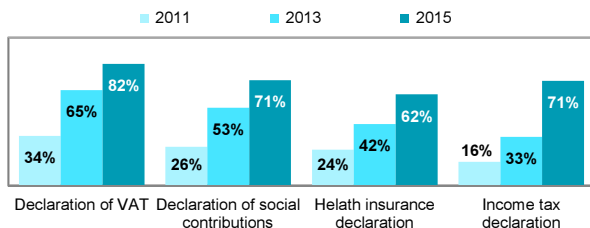
as a percentage of all individuals aged 16 to 74 in a given country

Source: Eurostat, 2016

**Tab. E5 Enterprises in the Czech Republic using full electronic submissions for interaction with public administration**

	%		
	2013	2014	2015
<b>Total (10+ employees)</b>	<b>78,5</b>	<b>86,3</b>	<b>88,3</b>
Small enterprises (10-49)	75,2	84,3	86,4
Medium enterprises (50-249)	90,5	92,8	95,4
Large enterprises (250+)	94,6	96,3	96,9
<b>Industry (NACE category):</b>			
Manufacturing	80,9	88,0	90,6
Electricity, gas and water supply	84,1	92,6	94,4
Construction	76,5	90,8	86,5
Sale and repair of motor vehicles	80,9	93,2	91,0
Wholesale trade	84,0	85,1	90,0
Retail trade	69,5	82,1	83,9
Transport and storage	75,3	85,0	86,1
Accommodation	76,2	85,9	82,8
Food and beverage services	61,5	68,6	71,1
Travel agency and related activities	70,0	82,9	90,4
Media industries incl. publishing activities	77,9	90,1	94,7
Telecommunications	84,1	95,1	95,1
Computer programming and related activities	85,5	89,6	93,3
Real estate activities	80,4	90,6	90,5
Professional, scientific and technical activities	70,0	84,6	92,8
Administrative and support activities	71,3	84,0	88,7

as a percentage of all enterprises with 10+ employees in a given group

**Figure E13 Enterprises using the full electronic submissions for interaction with public administration****Figure E14 Enterprises treating the following administrative procedures completely electronically**

as a percentage of all enterprises with 10+ employees

Source: Czech Statistical Office, Survey on ICT usage in enterprises

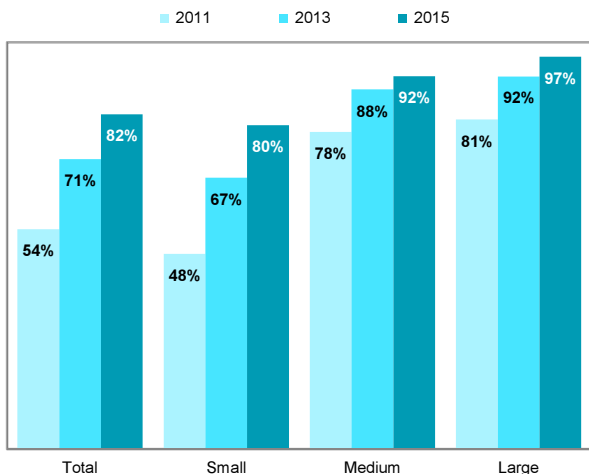


**Tab. E6 Enterprises in the Czech Republic using Data Boxes for submitting forms to public authorities on-line**

	%		
	2013	2014	2015
<b>Total (10+ employees)</b>	<b>71,3</b>	<b>80,5</b>	<b>82,3</b>
Small enterprises (10-49)	66,7	77,3	79,6
Medium enterprises (50-249)	88,4	91,3	91,7
Large enterprises (250+)	91,6	95,6	96,5
<b>Industry (NACE category):</b>			
Manufacturing	72,8	80,5	83,4
Electricity, gas and water supply	72,4	88,4	90,8
Construction	68,6	84,7	78,1
Sale and repair of motor vehicles	83,0	90,0	92,0
Wholesale trade	78,8	85,7	87,3
Retail trade	55,0	62,7	69,1
Transport and storage	65,8	76,5	79,0
Accommodation	74,7	83,3	83,1
Food and beverage services	47,4	62,3	66,1
Travel agency and related activities	75,0	85,4	90,6
Media industries incl. publishing activities	85,4	93,9	95,9
Telecommunications	92,7	94,1	96,3
Computer programming and related activities	85,5	91,3	93,3
Real estate activities	82,5	87,3	91,6
Professional, scientific and technical activities	79,7	82,8	86,4
Administrative and support activities	65,5	78,5	86,4

as a percentage of all enterprises with 10 employees and more in a given group

**Figure E15 Enterprises using Data Boxes for submitting forms to public authorities on-line**



as a percentage of all enterprises with 10+ employees in a given size class

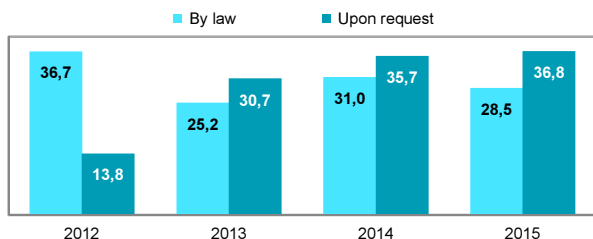
Source: Czech Statistical Office, Survey on ICT usage in enterprises

**Tab. E6 Data Boxes newly registered in the Czech Republic**

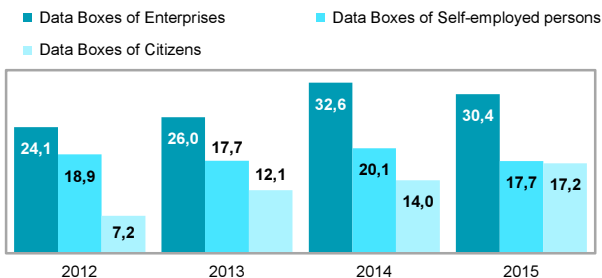
thous.

	2013	2014	2015
<b>Total</b>	<b>55,9</b>	<b>66,7</b>	<b>65,4</b>
Established by law	25,2	31,0	28,5
Established upon request	30,7	35,7	36,8
<b>by type of entity</b>			
Enterprise	26,0	32,6	30,4
Self-employed person	17,7	20,1	17,7
Other individual (citizen)	12,1	14,0	17,2
Public authority	0,0	0,1	0,1

**Figure E16 Registration of Data Boxes by obligation (thous.)**



**Figure E17 Registration of Data Boxes by entity/subject (thous.)**



**Figure E18 Number of transactions carried out via Data Boxes by type of entity/subject (thous.)**

