

C Individuals and ICT

Since 2002, the Czech Statistical Office (CZSO) has been regularly collecting detailed information on the users of the Internet and other ICTs by an independent annual statistical survey titled: “**Sample Survey on ICT Use in Households and by Individuals**”.

Since 2006, the survey has been carried out yearly in the **2nd quarter of the monitored year** according to the annual implementing measures of the **Framework Regulation (EC) No 808/2004** of the European Parliament and of the Council concerning Community statistics on the information society, which ensures data harmonisation and comparability among EU countries.

The survey applies the method of **personal interviews** with the use of personal computer (Computer Assisted Personal Interviewing – CAPI) in a sample of around **10 000 individuals aged 16+ years** living in **private households** on the territory of the Czech Republic. This means the survey does not cover individuals living in collective households (prisons, social care establishments, retirement homes, etc.).

The survey results **are grossed up** to the whole population aged 16+ years. The data found are available **broken down by** a wide spectrum of demographic and social characteristics as, for instance, sex, age, educational attainment, economic activity, income group, region, and residential municipality size.

Notes

The **reference period** is last 3 or 12 months prior to the survey interviews.

Educational attainment is published only for the population aged 25+ years. *Note: The population of the aged 16–24 years include numerous persons with still unfinished education process at the time of the survey. Therefore, the educational attainment in this age category is rather determined by age then educational aspirations.*

Comparability of data published by the CZSO and Eurostat

Data published by Eurostat for the Czech Republic individuals slightly differ from data published by the CZSO. *Note: This difference is because Eurostat includes solely individuals aged 16 to 74 years. The CZSO collects data from the whole population aged 16+ years in a standard way. Therefore, tables for the Czechia in this publication give two values - for all individuals aged 16+ years, and for all individuals aged 16–74 years.*

Definitions

- Individuals using the information and communication technologies - **ICT users** - are such individuals who have used a mobile phone, a computer or the Internet at least once in the last three months anywhere (e.g. at home, at work, at school, etc.) and for whatever reason (private or work). *Note: Since 2018, in case of the use of mobile phone, the survey monitors neither the reference period nor the frequency of the use.*
- An individual using the Internet - **Internet user** - is defined here as someone who has used the Internet at least once within the last three months anywhere (e.g. at home, at work, at school, etc.) and for whatever reason (private or work) and on any device (a computer, a tablet, a mobile phone, a smart TV, a game console, etc.).
- The **Internet use** shall mean any activity on the Internet carried out in an active manner, e.g. browsing of websites, reading emails, listening to the music, downloading of files, participating in social networks.
- Individuals using the Internet on a mobile phone - **a mobile Internet user** - is defined here as someone who has used a mobile phone or a smartphone to access Internet services at least once in the last three months prior to being surveyed. *Note: It does not matter whether the phone was private, borrowed or an employer's one as well as whether for a connection to the Internet a mobile network (paid data from the mobile phone operator) or a wireless network (by using a router for WiFi access at home or public WiFi hotspots) was used.*

- The **Internet connection via mobile network data** shall mean here a connection of a mobile phone or a tablet to the Internet by using both pre-paid and data (monthly) tariff subscriptions of a mobile network provider/operator. *Note: The user can be connected to the Internet on location where there is a signal of the contracted mobile telephone network.*
- The **Internet connection via wireless network** shall mean here a connection of a mobile phone or a tablet to the Internet via a local wireless network (WiFi), secured or not. *Note: Typical examples include household wireless networks by using a router, local wireless networks (public or commercial WiFi hotspots) of cafes, hospitals, airports, transport means, schools, etc. The public WiFi connection is usually for free, it may be paid in certain cases as at the airports, for instance, or with limited access time.*
- **Internet activities** shall mean measured activities on the Internet, which a respondent did **at least once for private purposes in the last 3 months** prior to being surveyed. *Note: In the case of the **purchase over the Internet**, the reference period is either the last 3 months or the last 12 months.*
- A **social network** shall mean a service enabling to unite, communicate, and share information with other users thereof. Logging in and the use of own profile to browse through contributions of other users, communication with the users, and sharing of own contributions, etc., are considered the participation in social networks. *Note: The **user of online social networks** had to do some of the aforementioned activities at least once in the last 3 months prior to being surveyed.*
- A **purchase over the Internet (online purchase)** shall mean ordering of any goods or services on a website or via an application (e.g. on a mobile phone) for private purposes. *Note 1: Orders placed via email are not included. Goods or services ordered this way may not be paid over the Internet, they could be paid in cash on delivery or while delivered in person. Note 2: The reference period for purchases over the Internet is the last 12 months prior to the survey interview. The frequency of purchases and the amount of money spent on purchasing over the Internet are measured for the reference period of the last 3 months prior to the survey interview.*
- **Seeking information on travel and accommodation** includes searching for information in this field both in the form of browsing via an Internet browser, and direct visits to selected web pages. Examples of information on travel may include information on available flights, bus or railway connections, accommodation, car renting, or travel insurance. *Note: A respondent had to carry out some of aforementioned activities for private purposes in the last 3 months prior to being interviewed.*
- The **Internet banking** is operated via an Internet portal enabling remote control and administration of bank accounts via the Internet. The portal shall enable, for instance, checking the account balance, making a payment or standing orders, setting up limits for cash withdrawing from ATMs, etc. The Internet banking can also be accessible via a mobile phone with a mobile banking application.
- **Watching an Internet television**, as Stream, Playtvak, or DVTV stations, for instance, shall mean watching programmes on websites of the Internet television stations. Watching of such programmes is, as usual, for free. These television stations have no counterpart in the classic television transmissions, they are active on the Internet only.

International data and comparisons of certain indicators are taken from the Eurostat database for digital economy and society, data of which are updated every year in December. Detailed information can be found at: <https://ec.europa.eu/eurostat/web/digital-economy-and-society/overview>.

For more information see:

https://www.czso.cz/csu/czso/domacnosti_a_jednotlivci (in Czech only).

C Individuals and ICT

Tab. C1 Individuals in Czechia using a mobile phone; 2018

	Percentage		
	Total	Smart-phone	Mobile phone without operating system
All individuals (aged 16+ years)	96,0	63,1	38,7
All individuals (aged 16-74 years)	97,4	68,6	35,0
Sex			
Men (aged 16+ years)	96,5	64,5	38,4
Women (aged 16+ years)	95,6	61,8	38,9
Age group (years)			
16-24	98,4	94,8	11,9
25-34	97,7	92,1	13,3
35-44	98,3	85,9	21,0
45-54	98,6	73,8	32,3
55-64	95,9	43,5	55,9
65+	90,0	14,4	76,6
Educational attainment (of the aged 25+)			
Primary	86,3	25,4	63,3
Secondary without A-level examin.	95,3	48,5	50,9
Secondary with A-level examination	97,3	68,6	34,6
Tertiary	98,1	81,1	26,1
Economic activity status			
Women on maternity leave	97,8	89,6	14,5
Students (aged 16+ years)	99,1	95,4	13,1
Pensioners	90,2	14,8	76,3

as a percentage of all individuals in a given socio-demographic group

Figure C1 Individuals using a mobile phone by sex and age

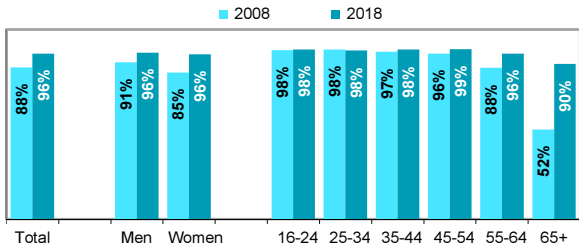
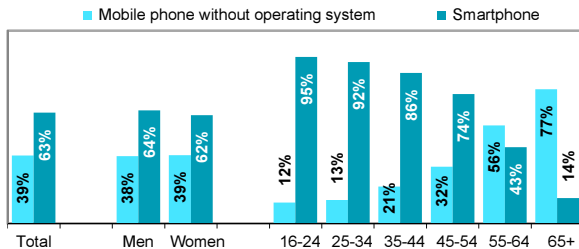


Figure C2 Type of mobile phones used by individuals; 2018



as a percentage of all individuals in a given socio-demographic group

C Individuals and ICT

Tab. C2 Individuals in Czechia using the Internet; 2018

	Percentage		
	At least once per lifetime	In the last 3 months - Internet users	Every day or almost every day
All individuals (aged 16+ years)	85,0	80,7	70,0
All individuals (aged 16-74 years)	90,3	86,5	75,4
Sex			
Men (aged 16+ years)	87,0	82,8	71,7
Women (aged 16+ years)	83,0	78,7	68,4
Age group (years)			
16-24	99,4	99,1	97,6
25-34	99,5	98,9	94,6
35-44	98,5	97,6	90,9
45-54	96,4	93,4	78,0
55-64	82,8	77,3	57,9
65+	50,0	38,4	24,9
Educational attainment (of the aged 25+)			
Primary	45,2	36,9	27,1
Secondary without A-level examin.	78,1	71,9	54,5
Secondary with A-level examination	91,1	87,2	77,2
Tertiary	97,5	95,9	91,7
Economic activity status			
Women on maternity leave	99,7	97,9	91,8
Students (aged 16+ years)	100,0	99,8	99,2
Pensioners	52,3	40,8	26,1

as a percentage of all individuals in a given socio-demographic group

Figure C3 Individuals who have never used the Internet

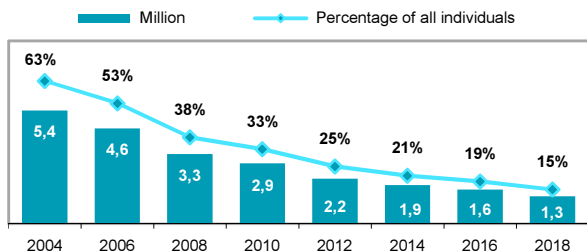
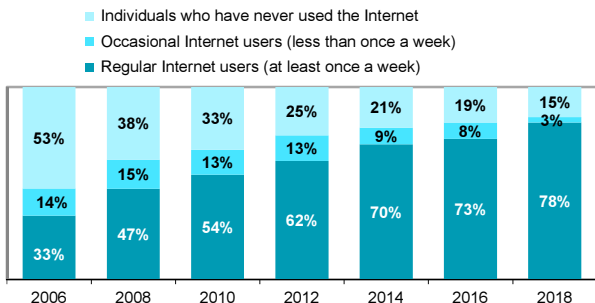


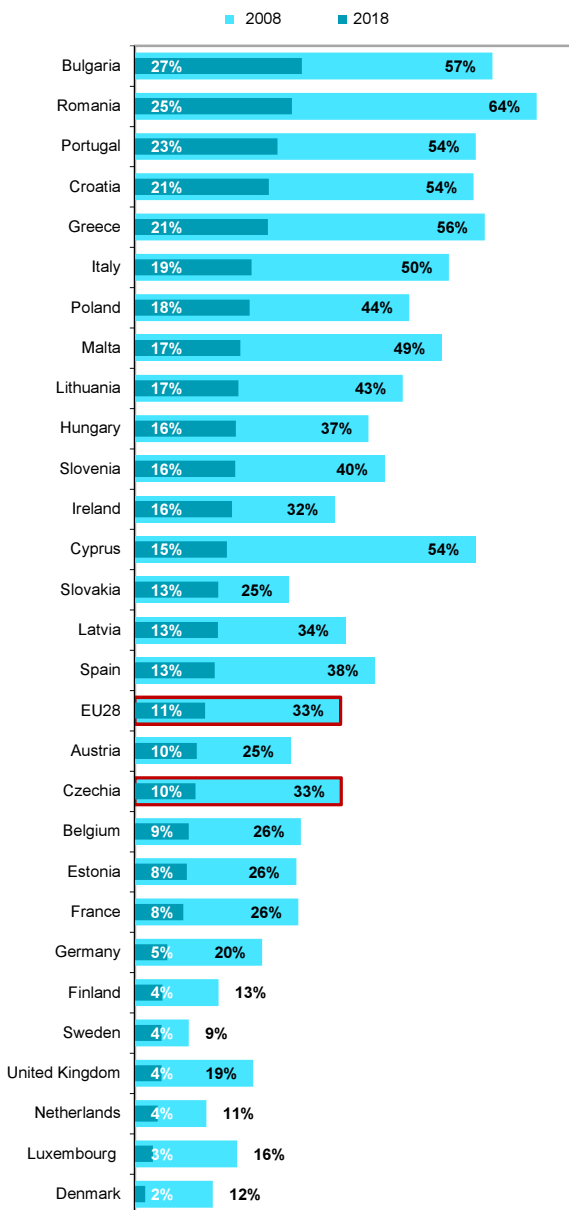
Figure C4 Individuals by their use of the Internet



Source: Czech Statistical Office, ICT use survey in households, 2019

C Individuals and ICT

Figure C5 Individuals in EU countries who have never used the Internet



as a percentage of all individuals aged 16 to 74 years in a given country

Source: Eurostat, 2019

C Individuals and ICT

Tab. C3 Internet users in Czechia

	Percentage		
	2015	2017	2018
All individuals (aged 16+ years)	75,7	78,7	80,7
All individuals (aged 16-74 years)	81,3	84,5	86,5
Sex			
Men (aged 16+ years)	77,9	81,6	82,8
Women (aged 16+ years)	73,5	76,0	78,7
Age group (years)			
16-24	97,0	99,0	99,1
25-34	95,4	96,4	98,9
35-44	93,9	96,9	97,6
45-54	86,7	91,5	93,4
55-64	68,0	75,3	77,3
65+	28,4	33,6	38,4
Educational attainment (of the aged 25+)			
Primary	30,4	34,6	36,9
Secondary without A-level examination	62,6	68,1	71,9
Secondary with A-level examination	84,2	86,0	87,2
Tertiary	94,1	95,0	95,9
Economic activity status			
Women on maternity leave	93,9	94,7	97,9
Students (aged 16+ years)	99,0	99,7	99,8
Pensioners	32,8	37,0	40,8

as a percentage of all individuals in a given socio-demographic group

Figure C6 Internet users

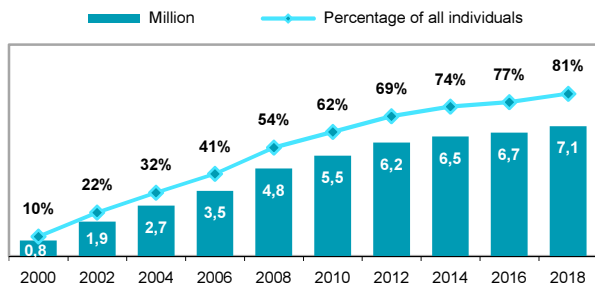
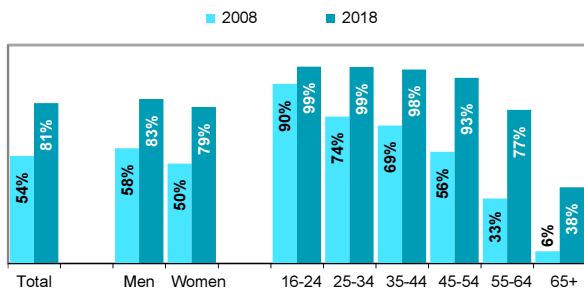


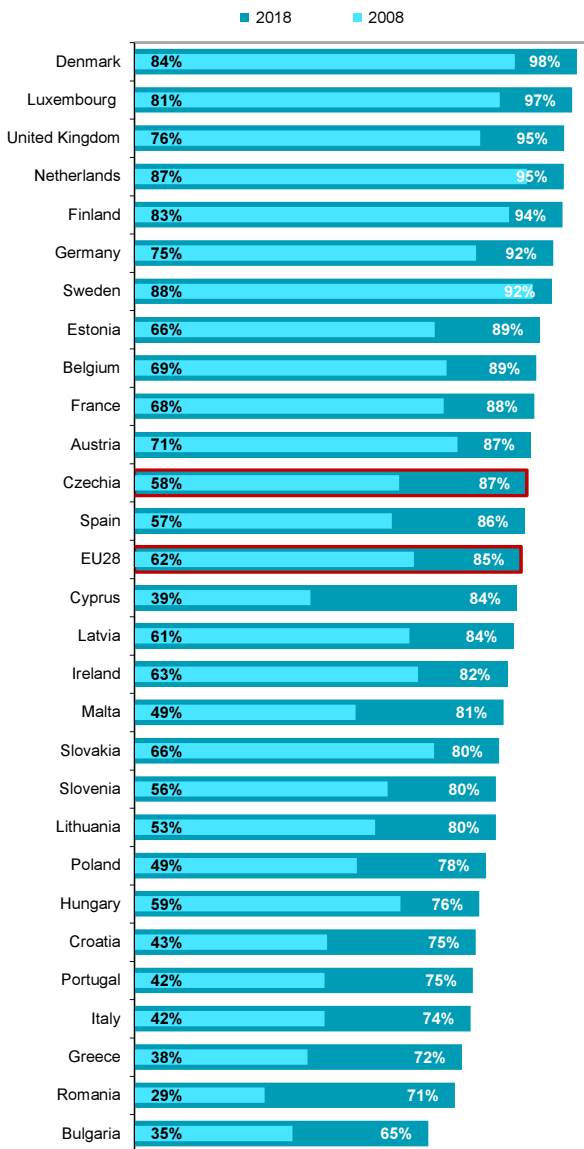
Figure C7 Internet users by sex and age



as a percentage of all individuals in a given socio-demographic group

C Individuals and ICT

Figure C8 Internet users in EU countries



Note: **An internet user** is defined here as someone who has used the Internet at least once within the last three months on any device (computer, tablet, mobile phone, smart TV, game console, etc.) from any location (household, school, work, etc.) and for any purpose (private, work, etc.).

as a percentage of all individuals aged 16 to 74 years in a given country

C Individuals and ICT

Tab. C4 Mobile Internet users in Czechia

	Percentage		
	2015	2017	2018
All individuals (aged 16+ years)	37,0	50,4	58,4
All individuals (aged 16-74 years)	40,1	54,9	63,7
Sex			
Men (aged 16+ years)	41,7	54,9	60,7
Women (aged 16+ years)	32,5	46,1	56,3
Age group (years)			
16-24	77,1	86,7	93,7
25-34	68,0	81,3	90,0
35-44	48,6	71,4	81,6
45-54	28,1	53,1	66,6
55-64	14,2	28,6	35,9
65+	3,1	5,8	9,9
Educational attainment (of the aged 25+)			
Primary	9,2	15,0	21,3
Secondary without A-level examination	20,5	34,5	43,1
Secondary with A-level examination	34,8	53,1	62,8
Tertiary	59,1	71,3	77,7
Economic activity status			
Women on maternity leave	51,2	73,8	82,8
Students (aged 16+ years)	80,1	87,0	94,6
Pensioners	3,3	6,7	10,0

as a percentage of all individuals in a given socio-demographic group

Figure C9 Mobile Internet users

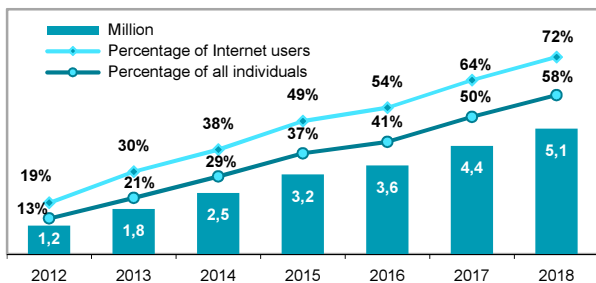
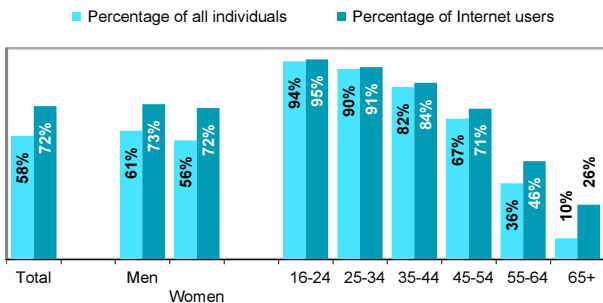


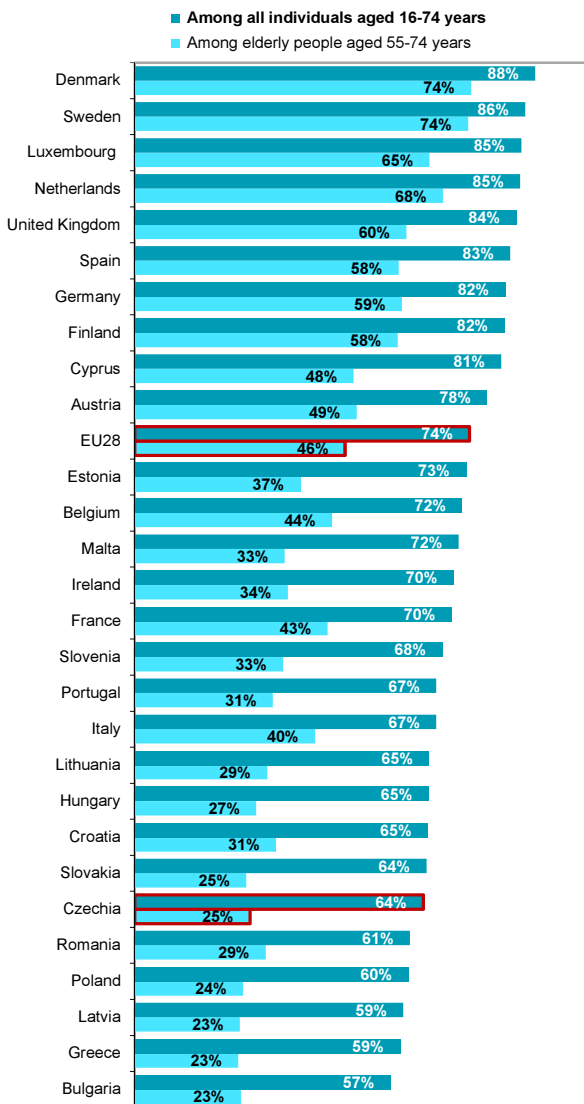
Figure C10 Mobile Internet users by sex and age; 2018



Source: Czech Statistical Office, ICT use survey in households, 2019

C Individuals and ICT

Figure C11 Mobile Internet users in EU countries; 2018



Note: A mobile internet user is defined here as someone who has used at least once within the last three months a mobile phone or smartphone to access any Internet service. It does not matter if the phone was private, borrowed or employer's one and also it does not matter what type of connection was used to access the Internet (mobile networks, WiFi, etc.).

as a percentage of all individuals in a given age group and country

Source: Eurostat, 2019

C Individuals and ICT

Tab. C5 Networks used by mobile Internet users; 2018

	Percentage		
	mobile network*	WiFi network**	only WiFi network
All individuals (aged 16+ years)	46,5	55,9	11,6
All individuals (aged 16-74 years)	50,7	61,1	12,7
Sex			
Men (aged 16+ years)	49,8	58,2	10,6
Women (aged 16+ years)	43,4	53,7	12,6
Age group (years)			
16-24	74,3	91,4	19,2
25-34	74,2	87,0	15,5
35-44	66,2	77,8	14,7
45-54	52,1	63,9	14,5
55-64	27,0	33,3	8,2
65+	6,7	8,9	3,2
Educational attainment (of the aged 25+)			
Primary	14,8	19,1	6,6
Secondary without A-level examination	31,8	40,2	10,8
Secondary with A-level examination	50,4	60,0	12,1
Tertiary	67,1	76,2	10,4
Economic activity status			
Women on maternity leave	68,1	79,7	14,4
Students (aged 16+ years)	74,8	93,3	19,6
Pensioners	6,5	8,8	3,3

* Mobile network stands here for the use of both pre-paid and tariff (monthly) data subscriptions from the mobile phone operators.

** WiFi network stands here for the use of a connection via a local wireless network (WiFi), secured or not. Typical examples include household wireless networks by using a router, local wireless networks (public or commercial WiFi hotspots) of cafes, hospitals, airports, transport means, schools, etc.

as a percentage of all individuals in a given socio-demographic group

Figure C12 Individuals using a mobile network to access the Internet on a mobile phone

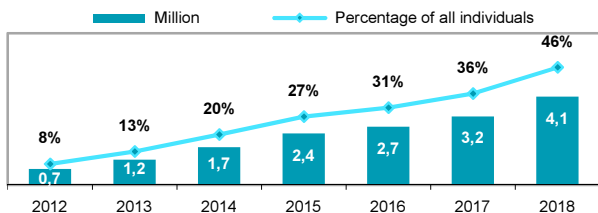
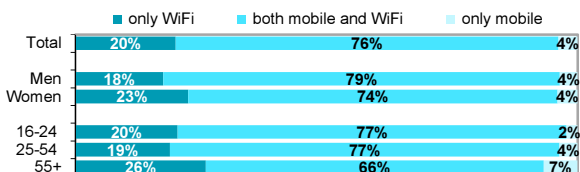


Figure C13 Networks used by mobile Internet users; 2018

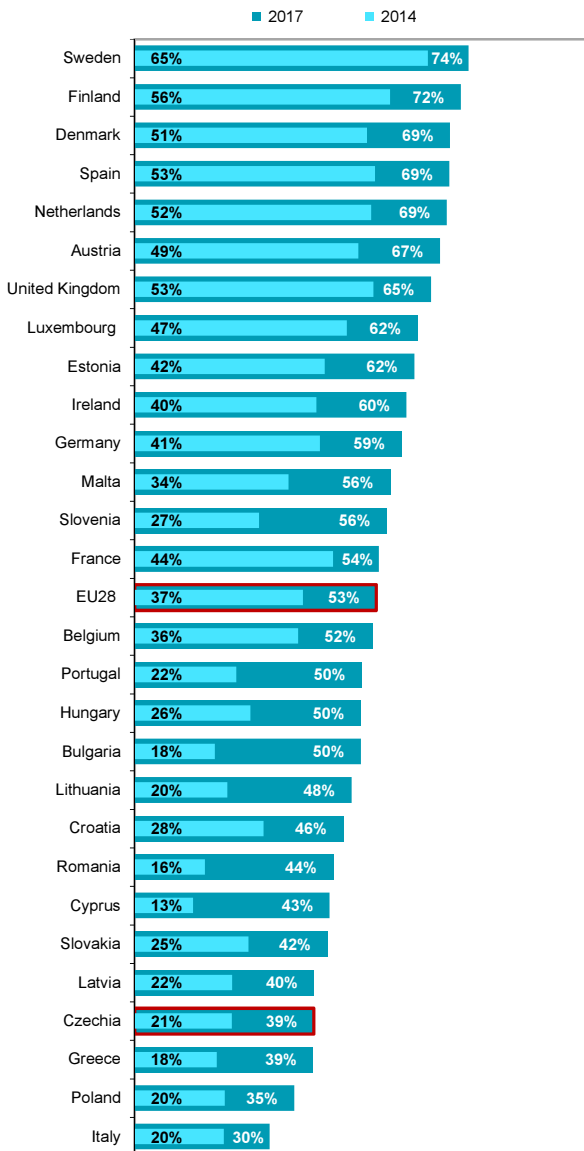


as a percentage of mobile phone Internet users

Source: Czech Statistical Office, ICT use survey in households, 2019

C Individuals and ICT

Figure C14 Individuals in EU countries using a mobile network* to access the Internet on a mobile phone



* Mobile network stands here for the use of both pre-paid and tariff (monthly) data subscriptions from the mobile phone operators.

as a percentage of all individuals aged 16 to 74 years in a given country

Source: Eurostat, 2019

C Individuals and ICT

Tab. C6 Individuals in Czechia using the Internet on a portable computer (laptop or tablet); 2018

	Percentage		
	Total	of which:	
		out of home or work	on tablet
All individuals (aged 16+ years)	63,7	28,9	25,8
All individuals (aged 16-74 years)	69,0	31,5	28,0
Sex			
Men (aged 16+ years)	65,8	32,8	26,4
Women (aged 16+ years)	61,8	25,1	25,1
Age group (years)			
16-24	87,4	62,3	44,4
25-34	88,9	48,8	40,9
35-44	80,9	36,2	36,2
45-54	73,5	29,1	25,4
55-64	52,5	14,9	14,6
65+	21,4	2,9	5,7
Educational attainment (of the aged 25+)			
Primary	25,3	6,2	10,2
Secondary without A-level examin.	50,1	13,6	17,7
Secondary with A-level examination	68,7	28,1	27,3
Tertiary	86,0	51,9	35,6
Economic activity status			
Women on maternity leave	83,5	30,6	39,3
Students (aged 16+ years)	91,9	70,2	45,7
Pensioners	23,4	2,6	6,4

as a percentage of all individuals in a given socio-demographic group

Figure C15 Individuals using the Internet on a portable computer (laptop or tablet) away from home or work

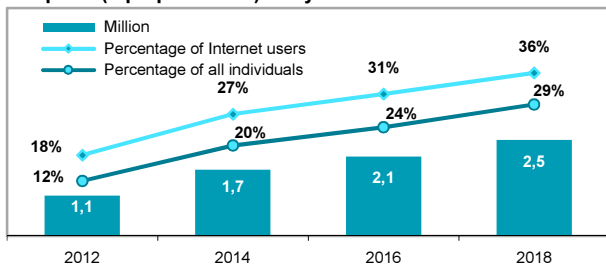
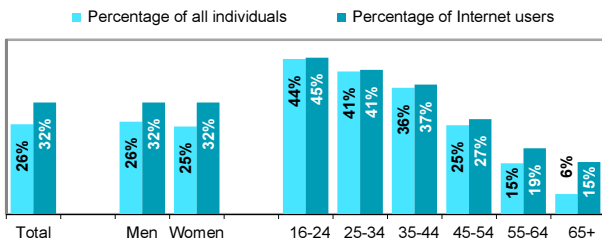


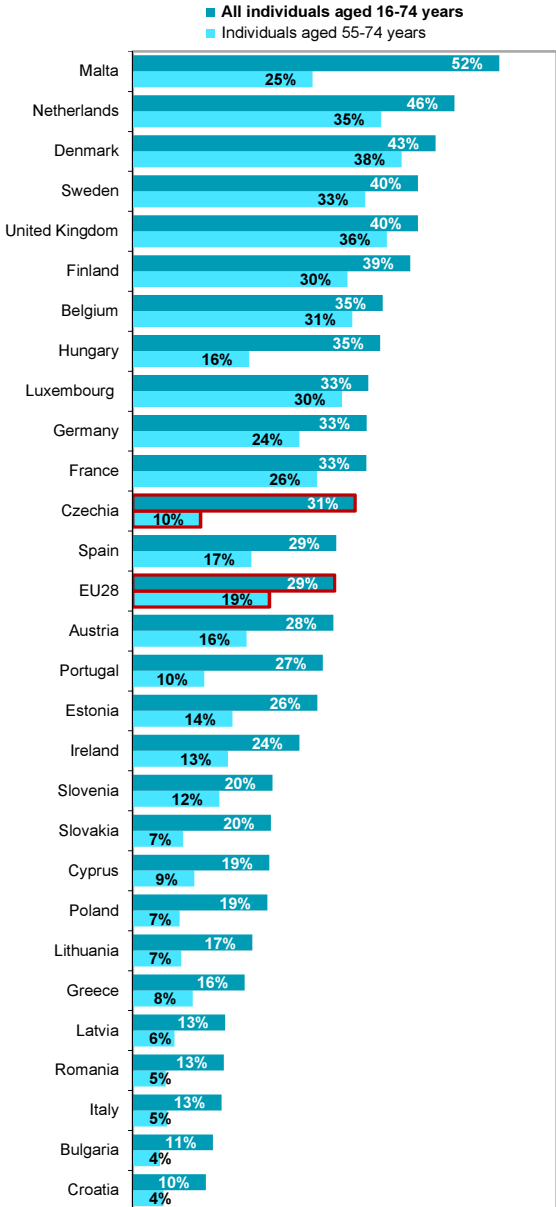
Figure C16 Individuals using the Internet on a tablet computer by sex and age; 2018



Source: Czech Statistical Office, ICT use survey in households, 2019

C Individuals and ICT

Figure C17 Individuals in EU countries using the Internet on a portable computer away from home or work; 2018



as a percentage of all individuals in a given age group and country

Source: Eurostat, 2019

C Individuals and ICT

Tab. C7 Internet users in Czechia among elderly people

	Percentage		
	2015	2017	2018
All individuals aged 55 to 74 years	55,5	60,7	64,0
of which using the Internet daily	30,6	38,7	45,5
Sex			
Men	59,1	64,6	66,0
Women	52,0	57,3	62,1
Age group (years)			
55–64	68,0	75,3	77,3
65–74	39,5	44,9	50,0
Educational attainment level			
Primary	26,9	23,7	29,0
Secondary without A-level examination	44,5	49,6	54,9
Secondary with A-level examination	71,5	74,7	78,0
Tertiary	88,8	92,4	92,6
Economic activity status			
Employed	80,5	86,6	84,7
Pensioners	43,1	47,4	51,8

as a percentage of all individuals aged 55-74 years in a given group

Figure C18 Individuals aged 55 to 74 by their use of the Internet

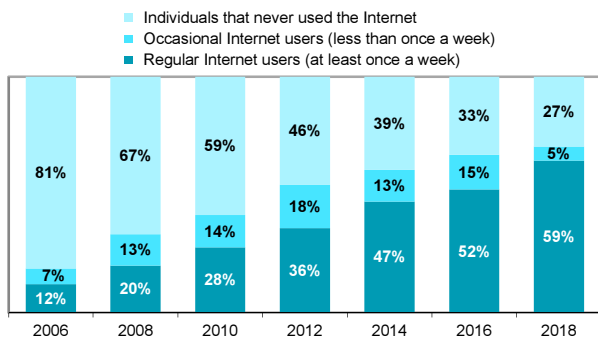
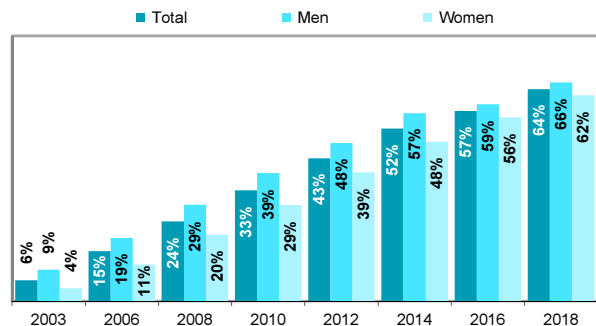


Figure C19 Internet users aged 55 to 74 years by sex

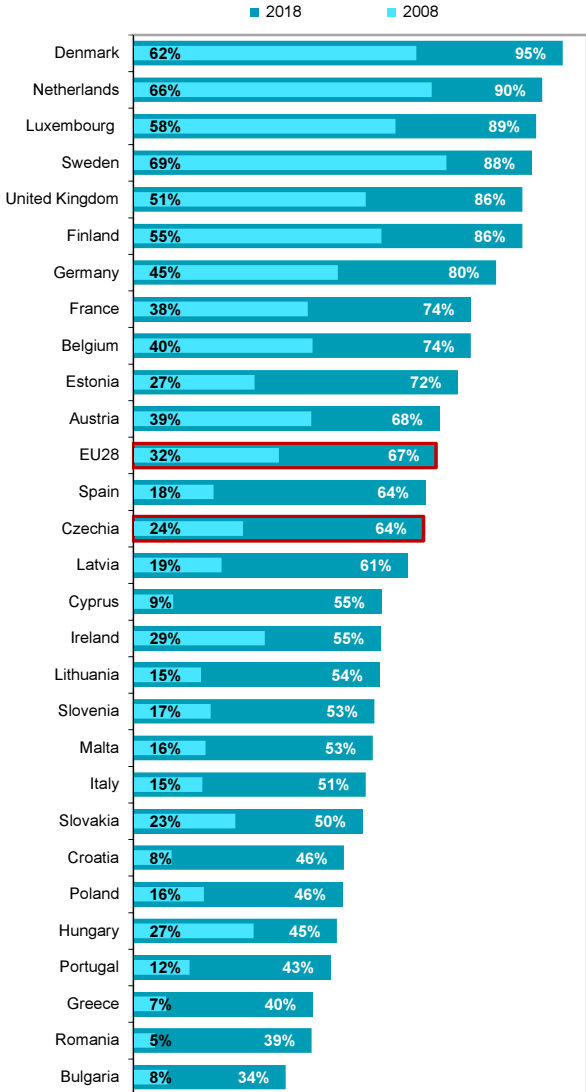


as a percentage of all individuals (men and women) aged 55-74 years

Source: Czech Statistical Office, ICT use survey in households, 2019

C Individuals and ICT

Figure C20 Internet users in EU countries among elderly people aged 55 to 74 years



*Note: **An Internet user** is defined here as someone who has used the Internet at least once within the last three months on any device (computer, tablet, mobile phone, smart TV, game console, etc.) from any location (household, school, work, etc.) and for any purpose (private, work, etc.).*

as a percentage of all individuals aged 55 to 74 yrs. in a given country and year

Source: Eurostat, 2019

C Individuals and ICT

Tab. C8 Internet users among elderly people in Czechia accessing the Internet on mobile devices; 2018

	Percentage		
	All individuals aged 55 to 74	Men	Women
Portable computer, total	41,3	42,3	40,3
Laptop	37,2	39,0	35,6
Tablet	11,3	10,9	11,6
Mobile phone	25,5	27,4	23,7

as a percentage of all individuals (men and women) aged 55-74 years

Figure C21 Mobile Internet users among elderly people

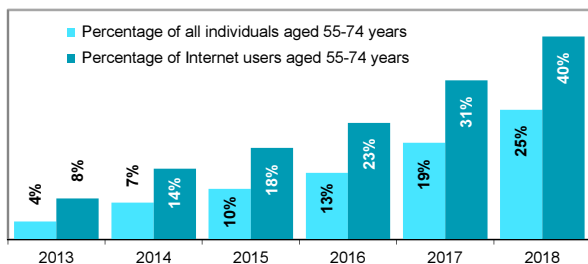


Figure C22 Mobile Internet users among elderly people by sex, age, and education; 2018

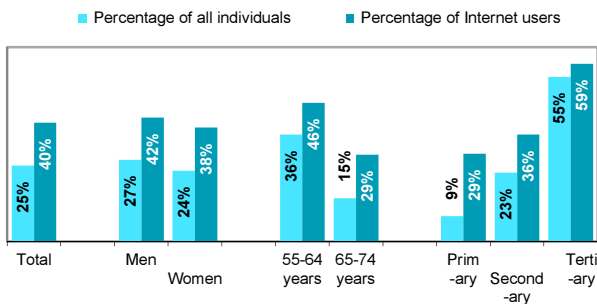
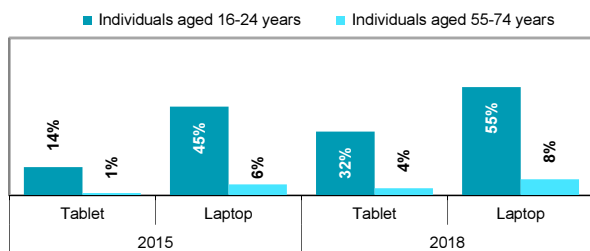


Figure C23 Individuals using tablet or laptop for accessing the Internet out of home

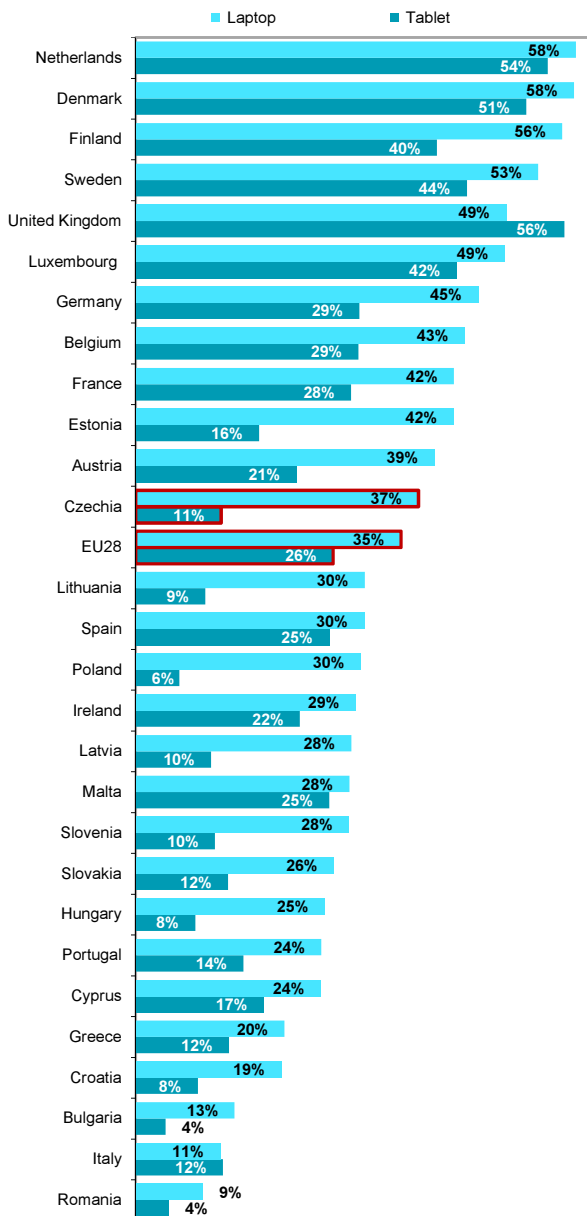


as a percentage of all individuals in a given age group and year

Source: Czech Statistical Office, ICT use survey in households, 2019

C Individuals and ICT

Figure C24 Individuals in EU countries aged 55 to 74 using laptop or tablet for accessing Internet out of home; 2018



as a percentage of all individuals aged 55 to 74 years in a given country

Source: Eurostat, 2019

C Individuals and ICT

Tab. C9 Individuals in Czechia using online social networks

	Percentage		
	2015	2017	2018
All individuals (aged 16+ years)	37,4	44,2	51,0
All individuals (aged 16-74 years)	40,7	48,2	55,6
Sex			
Men (aged 16+ years)	37,6	44,7	49,4
Women (aged 16+ years)	37,3	43,9	52,6
Age group (years)			
16-24	88,7	93,2	97,0
25-34	72,3	78,8	89,8
35-44	46,9	59,0	69,3
45-54	23,9	38,8	45,5
55-64	10,1	19,4	27,2
65+	3,3	5,1	7,8
Educational attainment (of the aged 25+)			
Primary	9,2	15,9	20,4
Secondary without A-level examination	22,1	29,4	36,5
Secondary with A-level examination	35,5	45,6	52,1
Tertiary	47,2	54,8	65,5
Economic activity status			
Women on maternity leave	67,4	76,2	89,4
Students (aged 16+ years)	93,3	94,6	98,2
Pensioners	3,7	5,8	9,3

as a percentage of all individuals in a given socio-demographic group

Figure C25 Individuals using online social networks

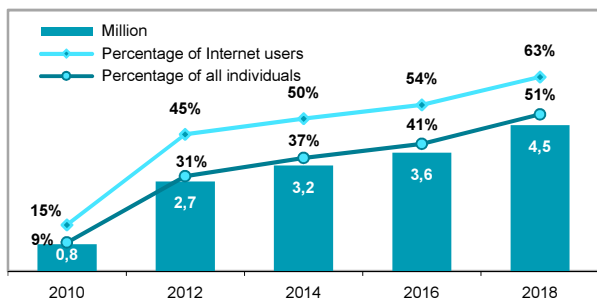
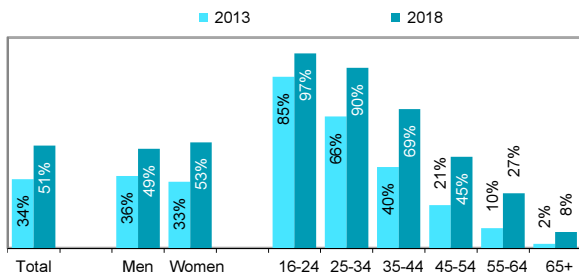


Figure C26 Online social networks users by sex and age

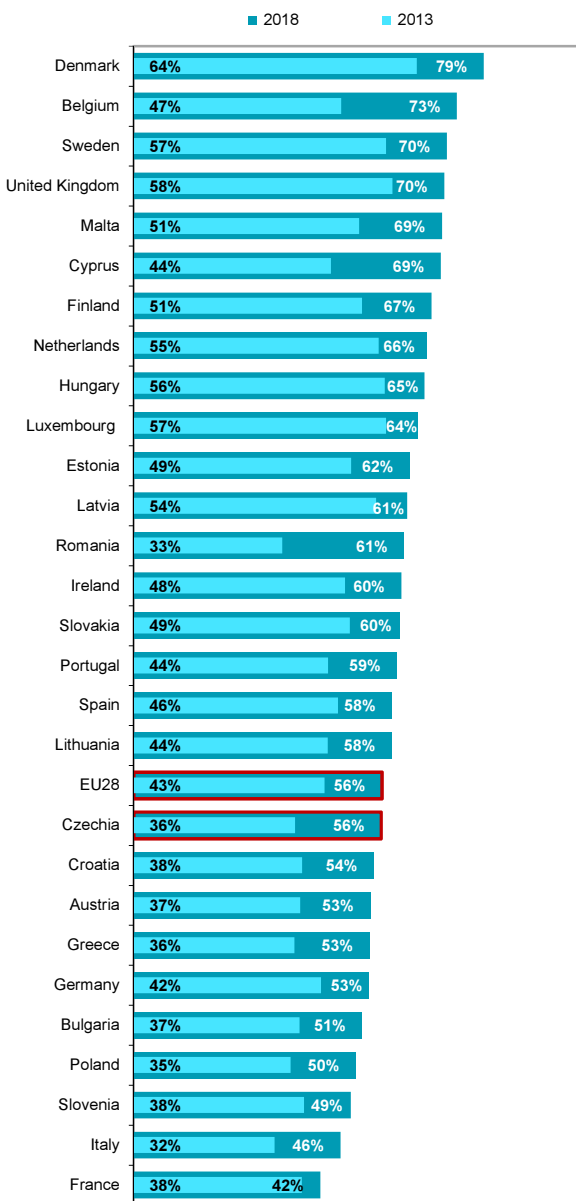


as a percentage of all individuals in a given socio-demographic group

Source: Czech Statistical Office, ICT use survey in households, 2019

C Individuals and ICT

Figure C27 Individuals in EU countries using online social networks

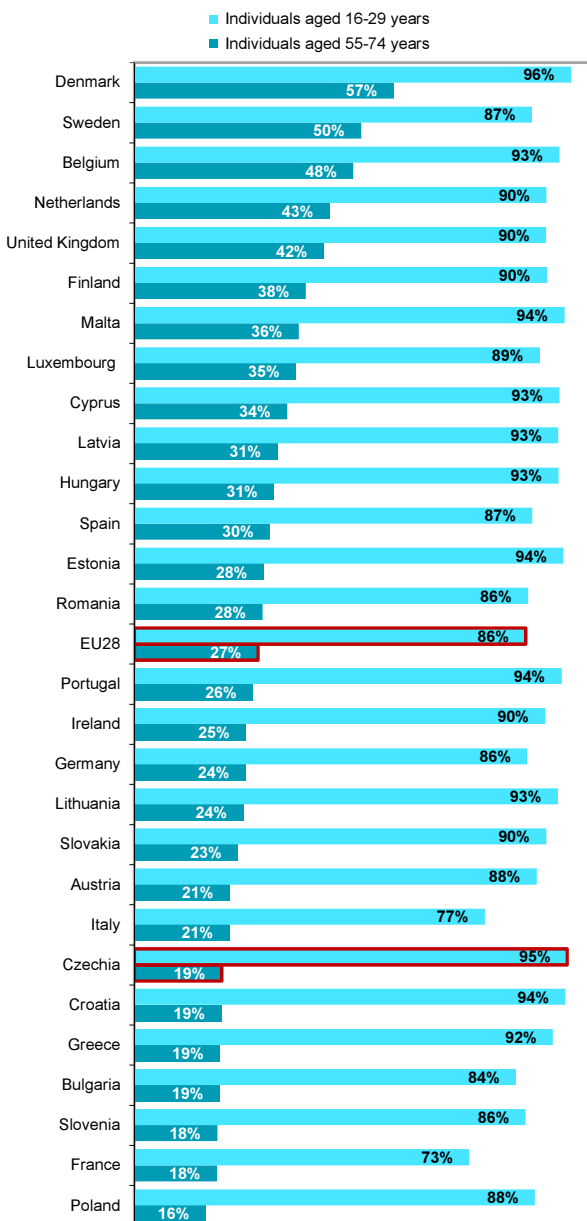


as a percentage of all individuals aged 16 to 74 years in a given country

Source: Eurostat, 2019

C Individuals and ICT

Figure C28 Users of online social networks in EU countries among younger and older generation; 2018

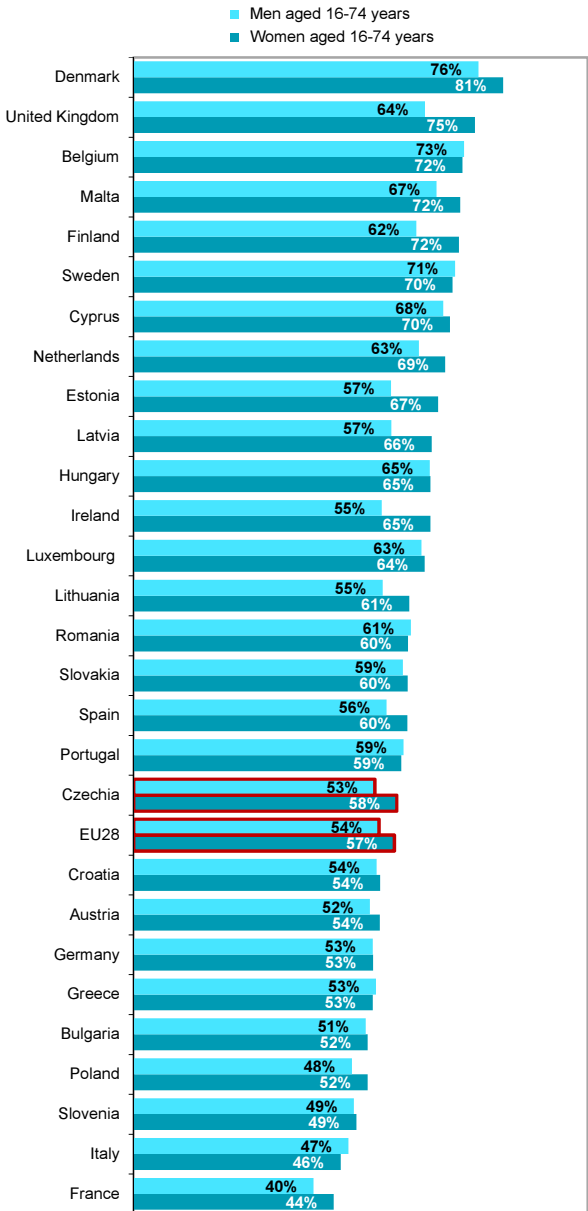


as a percentage of all individuals in a given age group and country

Source: Eurostat, 2019

C Individuals and ICT

Figure C29 Online social network users in EU countries among men and women; 2018



as a percentage of all men and women aged 16 to 74 years in a given country

Source: Eurostat, 2019

C Individuals and ICT

Tab. C10 Individuals in Czechia using the Internet for travel and accommodation related activities; 2018

	Percentage		
	Seeking travel-related information	Purchasing accommodation	Purchasing travel/flight tickets
All individuals (aged 16+ years)	52,4	21,6	10,7
All individuals (aged 16-74 years)	56,8	23,5	11,6
Sex			
Men (aged 16+ years)	50,6	23,1	11,6
Women (aged 16+ years)	54,2	20,3	9,8
Age group (years)			
16-24	67,1	22,7	19,9
25-34	72,7	35,4	19,8
35-44	68,2	28,8	11,3
45-54	61,3	27,5	12,5
55-64	44,9	17,1	6,3
65+	16,8	4,2	1,3
Educational attainment (of the aged 25+)			
Primary	14,2	2,9	1,1
Secondary without A-level examin.	39,0	10,7	4,0
Secondary with A-level examin.	59,9	27,0	11,4
Tertiary	74,9	41,9	21,9
Economic activity status			
Women on maternity leave	68,9	26,9	7,1
Students (aged 16+ years)	69,6	21,7	21,7
Pensioners	19,2	4,6	1,3

as a percentage of all individuals in a given socio-demographic group

Figure C30 Individuals seeking travel-related information online

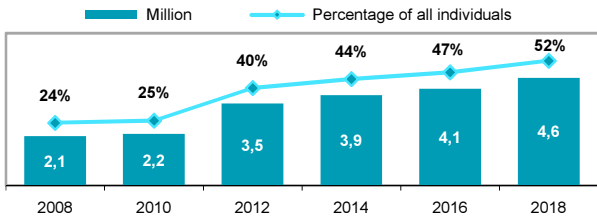
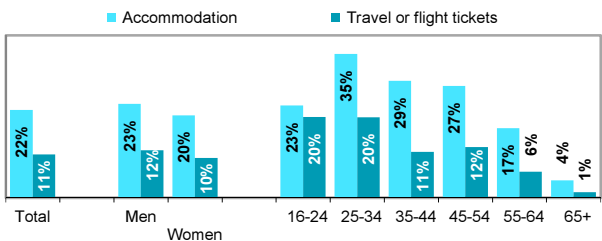


Figure C31 Individuals who purchased online accommodation or travel tickets by sex and age; 2018

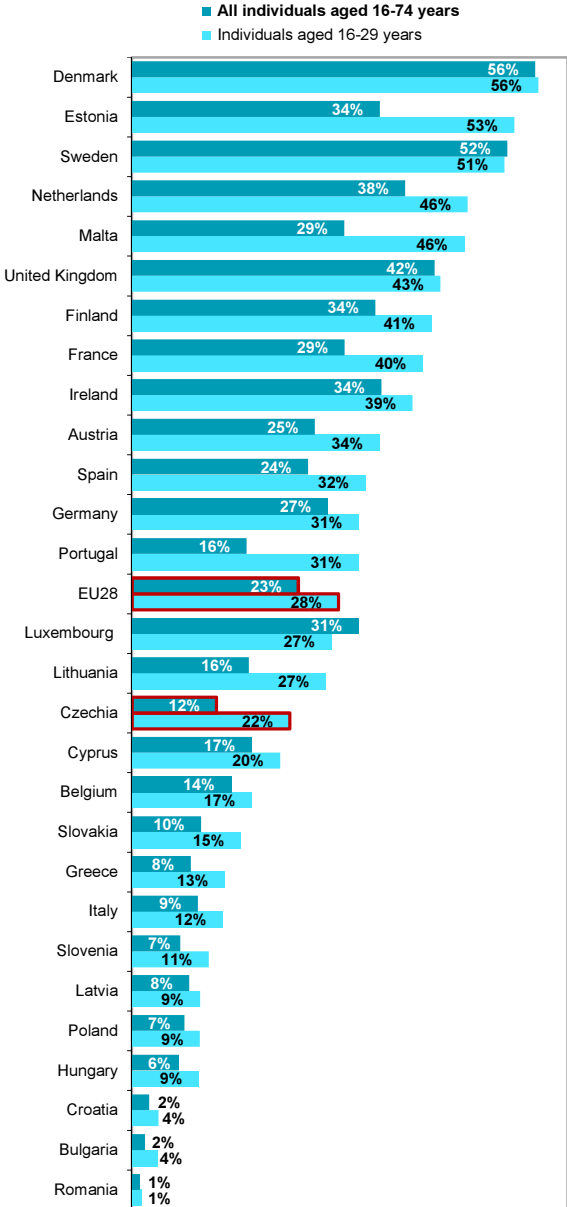


as a percentage of all individuals in a given socio-demographic group

Source: Czech Statistical Office, ICT use survey in households, 2019

C Individuals and ICT

Figure C32 Individuals in EU countries who purchased online travel or flight tickets; 2018



as a percentage of all individuals in a given age group and country

Source: Eurostat, 2019

C Individuals and ICT

Tab. C11 Individuals in Czechia using the Internet for entertainment; 2018

	Percentage		
	Playing games	Listening to web radio	Listening to music
All individuals (aged 16+ years)	23,2	19,6	38,8
All individuals (aged 16-74 years)	25,2	21,3	42,3
Sex			
Men (aged 16+ years)	30,5	21,9	41,2
Women (aged 16+ years)	16,2	17,4	36,5
Age group (years)			
16-24	68,3	38,4	86,0
25-34	41,2	35,7	71,2
35-44	26,8	24,7	52,2
45-54	14,1	17,5	33,4
55-64	9,2	10,6	15,1
65+	3,4	3,0	3,4
Educational attainment (of the aged 25+)			
Primary	11,3	6,2	13,9
Secondary without A-level examination	18,0	12,7	25,1
Secondary with A-level examination	20,6	20,3	39,3
Tertiary	17,0	27,1	49,0
Economic activity status			
Women on maternity leave	21,5	23,4	59,4
Students (aged 16+ years)	70,7	40,9	88,8
Pensioners	4,0	3,4	4,3

as a percentage of all individuals in a given socio-demographic group

Figure C33 Individuals listening to music (except of web radio) on the Internet by sex and age; 2018

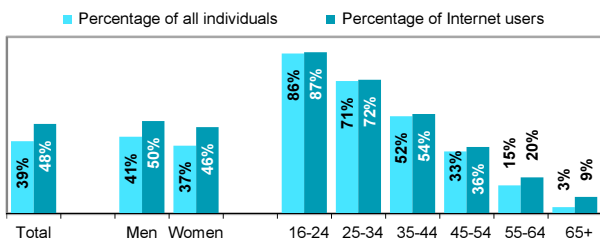
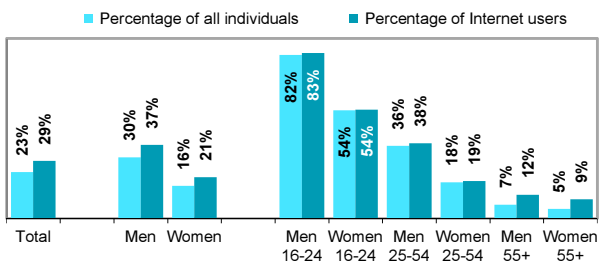


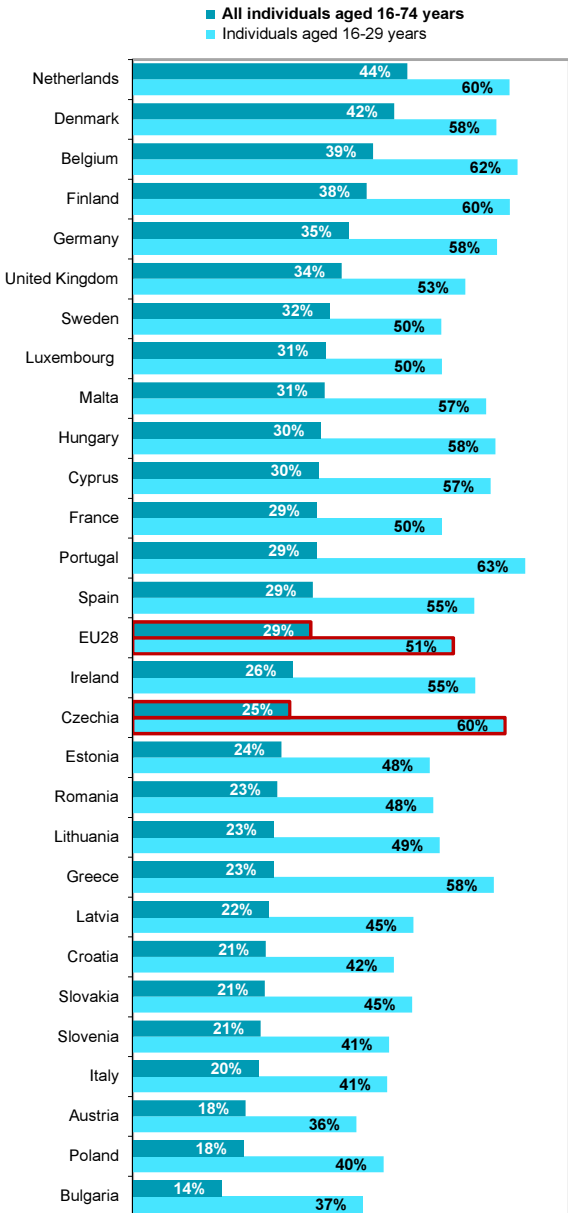
Figure C34 Individuals playing games on the Internet by sex and age; 2018



Source: Czech Statistical Office, ICT use survey in households, 2019

C Individuals and ICT

Figure C35 Individuals in EU countries playing games on the Internet; 2018



as a percentage of all individuals in a given age group and country

Source: Eurostat, 2019

C Individuals and ICT

Tab. C12 Individuals in Czechia watching videos online; 2018

Percentage

	from free video sharing sites (e.g. YouTube or Vimeo)	from free Internet TV (e.g. Stream or DTVT)	from paid websites (e.g. Netflix or HBO GO)
All individuals aged 16+	44,1	25,5	4,0
All individuals (aged 16-74 years)	48,0	27,7	4,4
Sex			
Men (aged 16+ years)	47,0	28,5	4,7
Women (aged 16+ years)	41,3	22,5	3,3
Age group (years)			
16-24	85,8	49,5	6,4
25-34	75,0	44,5	6,8
35-44	58,1	32,5	5,1
45-54	42,2	23,9	5,3
55-64	23,5	13,8	1,9
65+	7,1	4,4	0,4
Educational attainment (of the aged 25+)			
Primary	16,3	8,4	0,1
Secondary without A-level exam	31,2	16,4	2,0
Secondary with A-level exam.	44,0	26,0	4,5
Tertiary	58,5	36,5	7,7
Economic activity status			
Women on maternity leave	68,5	35,0	3,3
Students (aged 16+ years)	88,4	51,5	7,6
Pensioners	8,4	5,0	0,4

as a percentage of all individuals in a given socio-demographic group

Figure C36 Individuals watching videos on free video sharing websites (e.g. YouTube or Vimeo) by sex and age; 2018

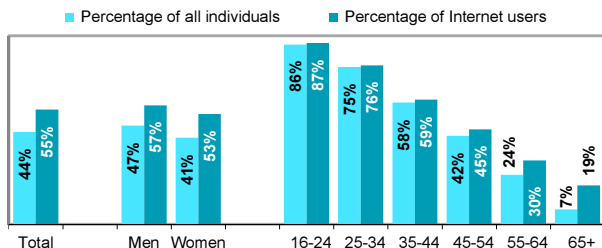
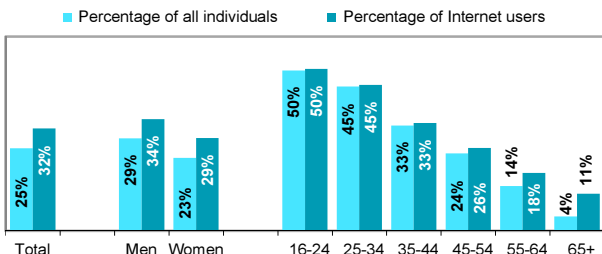


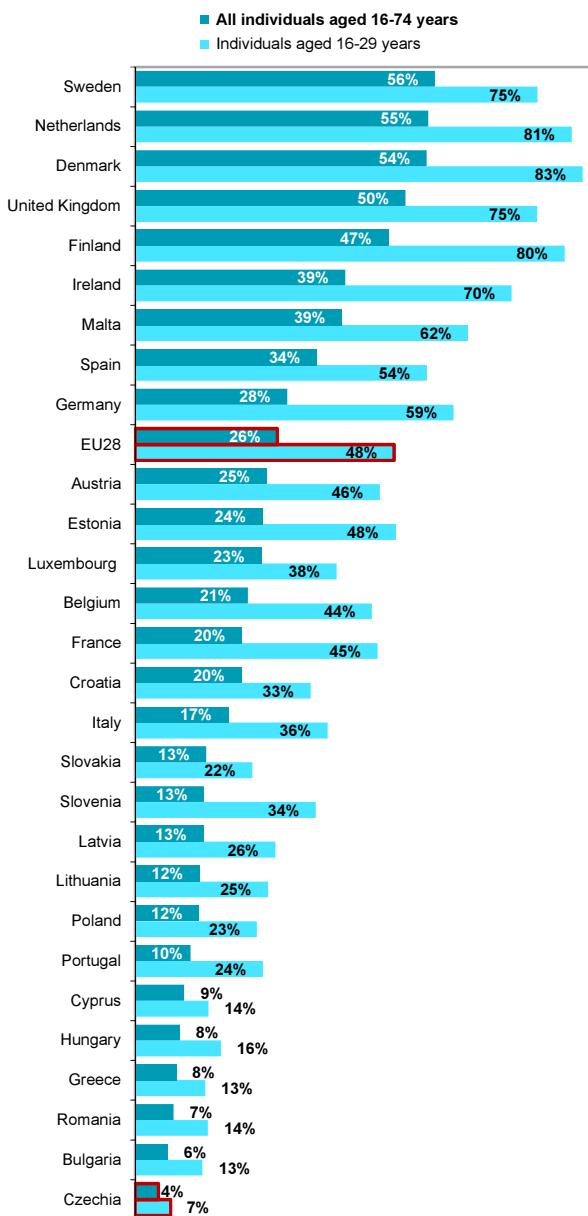
Figure C37 Individuals watching videos from free Internet TVs (e.g. Stream or DTVT) by sex and age; 2018



Source: Czech Statistical Office, ICT use survey in households, 2019

C Individuals and ICT

Figure C38 Individuals in EU countries watching videos from paid websites (e.g. Netflix or HBO GO); 2018



as a percentage of all individuals in a given age group and country

Source: Eurostat, 2019

C Individuals and ICT

Tab. C13 Individuals in Czechia using Internet banking

	Percentage		
	2015	2017	2018
All individuals (aged 16+ years)	44,9	51,8	57,6
All individuals (aged 16-74 years)	48,5	56,3	62,4
Sex			
Men (aged 16+ years)	47,0	55,1	59,2
Women (aged 16+ years)	43,0	49,0	56,0
Age group (years)			
16-24	36,1	45,6	54,7
25-34	68,4	77,4	84,4
35-44	68,5	73,5	81,7
45-54	54,8	65,3	72,1
55-64	33,4	46,1	46,7
65+	10,2	12,2	16,0
Educational attainment (of the aged 25+)			
Primary	8,9	12,1	16,8
Secondary without A-level examination	30,4	39,2	44,7
Secondary with A-level examination	58,1	62,9	69,0
Tertiary	76,3	79,9	83,1
Economic activity status			
Women on maternity leave	61,8	73,4	85,9
Students (aged 16+ years)	31,6	37,4	47,0
Pensioners	11,7	14,5	17,4

as a percentage of all individuals in a given socio-demographic group

Figure C39 Individuals using Internet banking

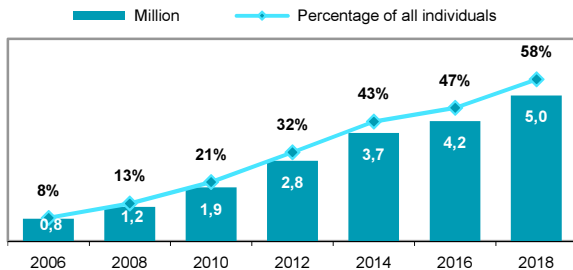
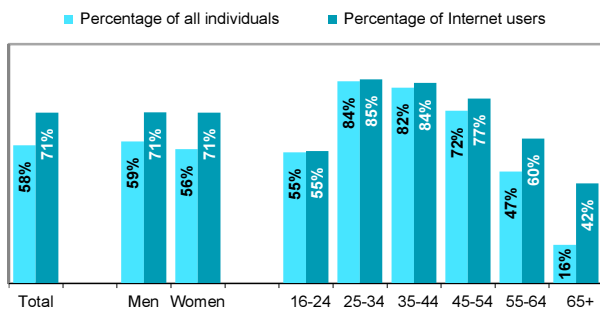


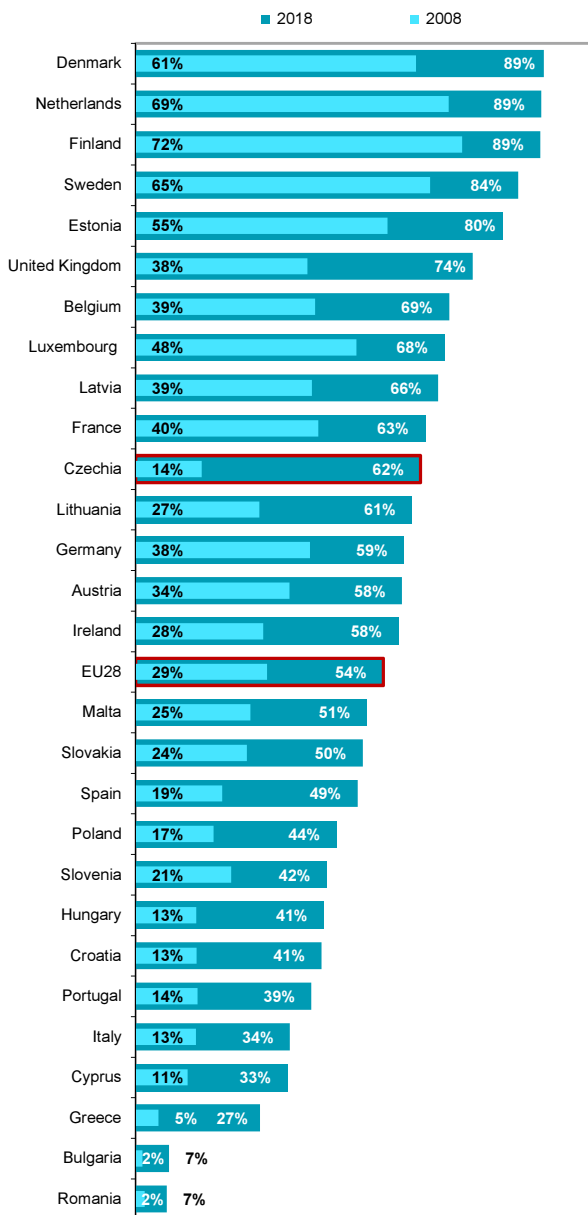
Figure C40 Internet banking users by sex and age; 2018



Source: Czech Statistical Office, ICT use survey in households, 2019

C Individuals and ICT

Figure C41 Individuals in EU countries using Internet banking



as a percentage of all individuals aged 16 to 74 years in a given country

Source: Eurostat, 2019

C Individuals and ICT

Tab. C14 Individuals in Czechia who purchased online; 2018

	Percentage		
	At least once in the past	In the last 12 months	In the last 3 months
All individuals (aged 16+ years)	65,3	53,9	34,3
All individuals (aged 16-74 years)	70,7	58,6	37,4
Sex			
Men (aged 16+ years)	66,4	53,6	31,3
Women (aged 16+ years)	64,2	54,2	37,2
Age group (years)			
16-24	78,6	71,0	49,3
25-34	92,6	81,3	58,1
35-44	85,9	71,4	46,2
45-54	76,7	63,8	38,8
55-64	54,9	41,2	20,6
65+	21,3	13,5	6,8
Educational attainment (of the aged 25+)			
Primary	24,6	16,5	8,9
Secondary without A-level examin.	52,6	39,3	22,2
Secondary with A-level examination	74,0	61,8	39,7
Tertiary	85,9	76,1	51,9
Economic activity status			
Women on maternity leave	89,9	82,7	68,4
Students (aged 16+ years)	76,3	69,5	49,0
Pensioners	23,7	15,5	7,7

as a percentage of all individuals in a given socio-demographic group

Figure C42 Individuals who have never purchased online

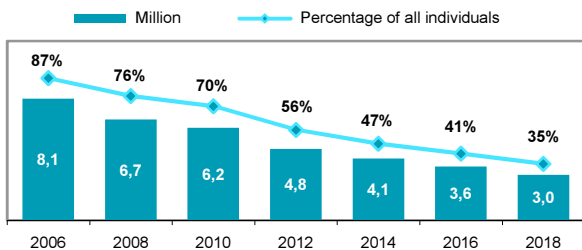
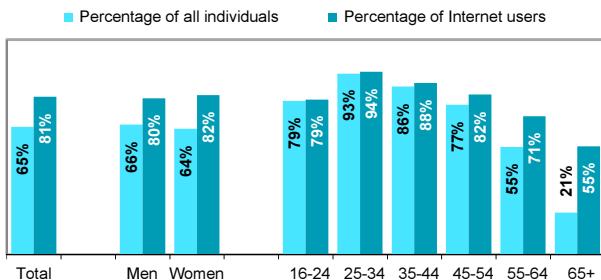


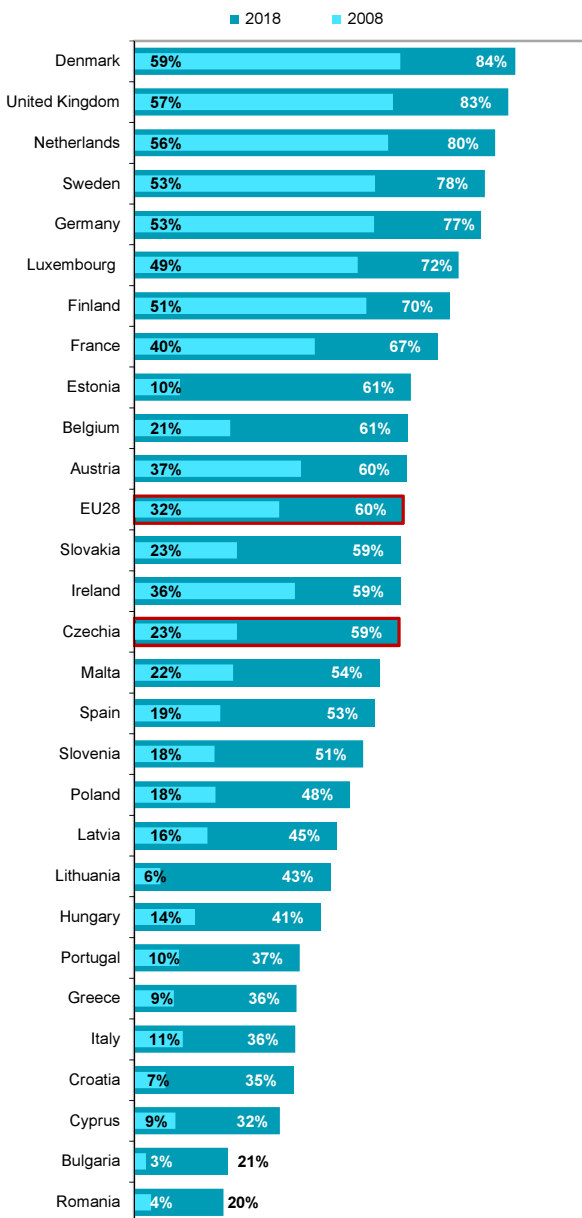
Figure C43 Individuals who have purchased online at least once in the past by sex and age; 2018



Source: Czech Statistical Office, ICT use survey in households, 2019

C Individuals and ICT

Figure C44 Individuals in EU countries who purchased online at least once in the last 12 months



as a percentage of all individuals aged 16 to 74 years in a given country

Source: Eurostat, 2019

C Individuals and ICT

Tab. C15 Individuals in Czechia who purchased online at least once in the last 12 months

	Percentage		
	2015	2017	2018
All individuals (aged 16+ years)	41,9	51,2	53,9
All individuals (aged 16-74 years)	45,3	55,5	58,6
Sex			
Men (aged 16+ years)	42,6	53,0	53,6
Women (aged 16+ years)	41,2	50,3	54,2
Age group (years)			
16-24	60,6	69,8	71,0
25-34	66,9	79,1	81,3
35-44	59,2	70,9	71,4
45-54	41,2	56,2	63,8
55-64	25,7	38,6	41,2
65+	8,0	12,7	13,5
Educational attainment (of the aged 25+)			
Primary	7,8	12,2	16,5
Secondary without A-level examination	26,6	35,3	39,3
Secondary with A-level examination	49,2	59,5	61,8
Tertiary	62,1	77,3	76,1
Economic activity status			
Women on maternity leave	65,2	77,6	82,7
Students (aged 16+ years)	61,4	68,5	69,5
Pensioners	9,6	14,5	15,5

as a percentage of all individuals in a given socio-demographic group

Figure C45 Individuals who purchased online at least once in the last 12 months

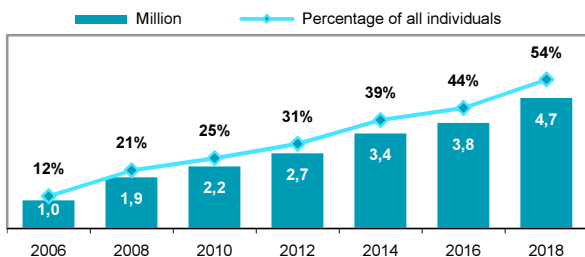
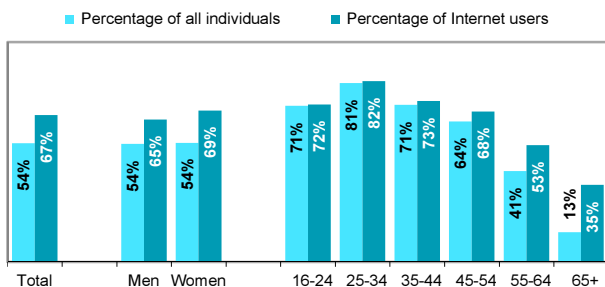


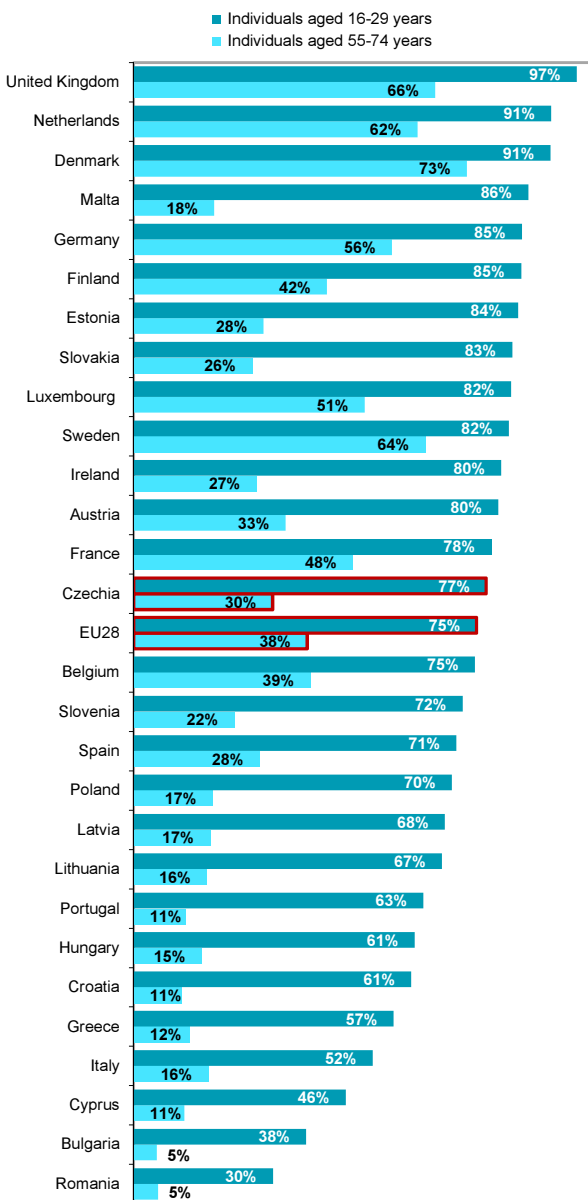
Figure C46 Individuals who purchased online at least once in the last 12 months by sex and age; 2018



Source: Czech Statistical Office, ICT use survey in households, 2019

C Individuals and ICT

Figure C47 Individuals in EU countries who purchased online among younger and older generation; 2018



as a percentage of all individuals in a given age group and country

Source: Eurostat, 2019

C Individuals and ICT

Tab. C16 Individuals in Czechia who purchased online in the last 12 months by seller's country of origin; 2018

	Percentage		
	National sellers	Foreign sellers	
		from other EU countries	from the rest of the world
All individuals (aged 16+ years)	49,0	10,0	5,4
All individuals (aged 16-74 years)	53,3	10,9	5,9
Sex			
Men (aged 16+ years)	49,1	10,2	5,4
Women (aged 16+ years)	48,9	9,8	5,4
Age group (years)			
16-24	63,1	14,3	9,7
25-34	73,4	18,4	11,3
35-44	64,8	14,0	7,2
45-54	57,8	11,0	5,3
55-64	38,9	5,3	1,8
65+	12,6	1,1	0,4
Educational attainment (of the aged 25+)			
Primary	14,4	2,4	2,0
Secondary without A-level examination	35,6	5,8	3,2
Secondary with A-level examination	56,5	10,4	5,7
Tertiary	70,0	18,8	8,5
Economic activity status			
Women on maternity leave	74,7	12,8	9,7
Students (aged 16+ years)	61,9	17,0	11,1
Pensioners	14,3	1,4	0,4

as a percentage of all individuals in a given socio-demographic group

Figure C48 Individuals who purchased online from foreign sellers in the last 12 months

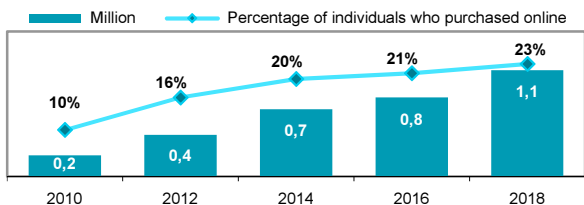
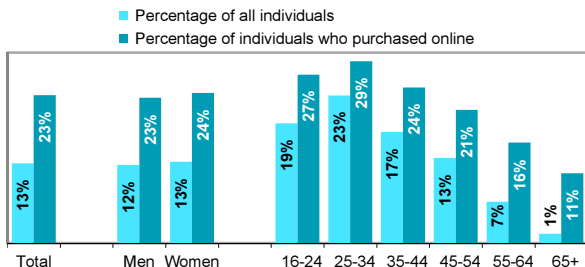


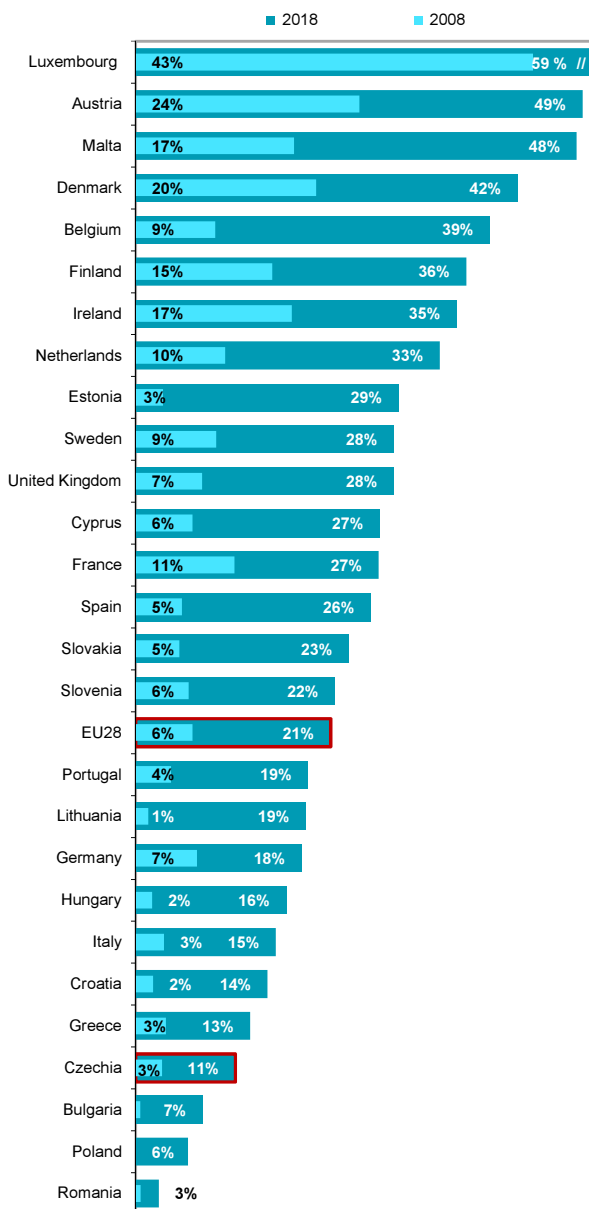
Figure C49 Individuals who purchased online from foreign sellers in the last 12 months by sex and age; 2018



Source: Czech Statistical Office, ICT use survey in households, 2019

C Individuals and ICT

Figure C50 Individuals in EU countries who purchased online from sellers from another EU country in the last 12 months



as a percentage of all individuals aged 16 to 74 years in a given country

Source: Eurostat, 2019

C Individuals and ICT

Tab. C17 Individuals in Czechia who purchased selected products online at least once in the last 12 months; 2018

Percentage

	Clothes or shoes	Household goods and electronics	Food or groceries
All individuals (aged 16+ years)	28,7	16,8	7,1
All individuals (aged 16-74 years)	31,4	18,4	7,8
Sex			
Men (aged 16+ years)	19,3	24,1	4,8
Women (aged 16+ years)	37,7	10,0	9,3
Age group (years)			
16-24	46,8	19,0	2,6
25-34	52,0	27,8	11,6
35-44	38,2	24,4	11,5
45-54	30,9	19,7	10,5
55-64	15,4	10,8	4,5
65+	3,6	3,7	1,6
Educational attainment (of the aged 25+)			
Primary	8,9	3,9	1,4
Secondary without A-level examination	18,9	12,1	4,2
Secondary with A-level examination	32,8	19,1	8,7
Tertiary	39,6	27,1	15,7
Economic activity status			
Women on maternity leave	61,9	13,4	18,9
Students (aged 16+ years)	45,3	17,7	1,7
Pensioners	5,2	3,8	1,8

as a percentage of all individuals in a given socio-demographic group

Figure C51 Individuals who purchased clothes or shoes online at least once in the last 12 months; 2018

■ Percentage of all individuals
■ Percentage of individuals who purchased online

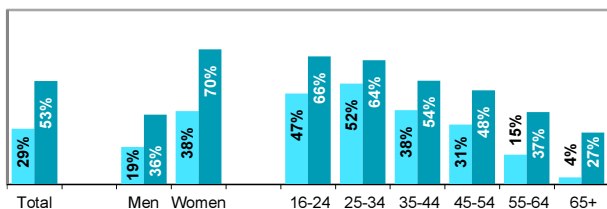
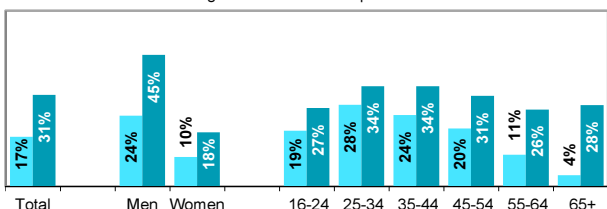


Figure C52 Individuals who purchased household goods or electronics online at least once in the last 12 months; 2018

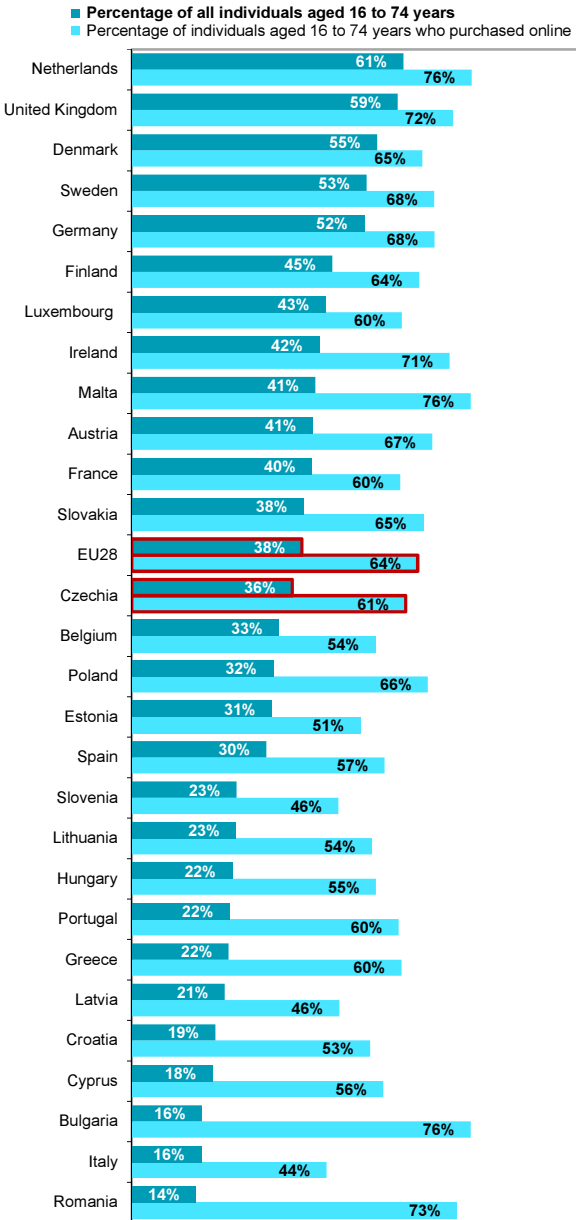
■ Percentage of all individuals
■ Percentage of individuals who purchased online



Source: Czech Statistical Office, ICT use survey in households, 2019

C Individuals and ICT

Figure C53 Individuals in EU countries who purchased clothes, shoes or sports equipment online; 2018



Source: Eurostat, 2019

C Individuals and ICT

Tab. C18 Individuals in Czechia who purchased selected services online at least once in the last 12 months; 2018

	Percentage		
	Cultural event tickets	Sport event tickets	Accommodation
All individuals (aged 16+ years)	15,1	5,0	21,6
All individuals (aged 16-74 years)	16,4	5,4	23,5
Sex			
Men (aged 16+ years)	13,1	8,0	23,1
Women (aged 16+ years)	16,9	2,1	20,3
Age group (years)			
16-24	25,8	9,0	22,7
25-34	26,6	10,4	35,4
35-44	20,2	6,1	28,8
45-54	15,8	4,7	27,5
55-64	8,7	2,4	17,1
65+	1,5	0,3	4,2
Educational attainment (of the aged 25+)			
Primary	2,8	0,6	2,9
Secondary without A-level examination	6,0	3,0	10,7
Secondary with A-level examination	17,6	4,9	27,0
Tertiary	28,0	8,6	41,9
Economic activity status			
Women on maternity leave	22,8	1,8	26,9
Students (aged 16+ years)	28,3	8,0	21,7
Pensioners	1,8	0,4	4,6

as a percentage of all individuals in a given socio-demographic group

Figure C54 Individuals who purchased cultural or sport event tickets online at least once in the last 12 months; 2018

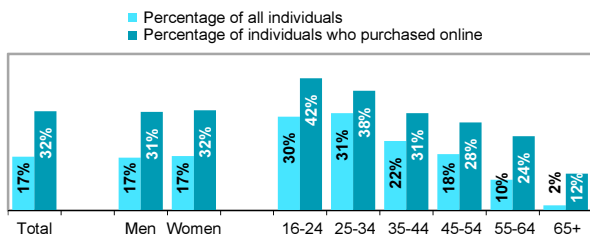
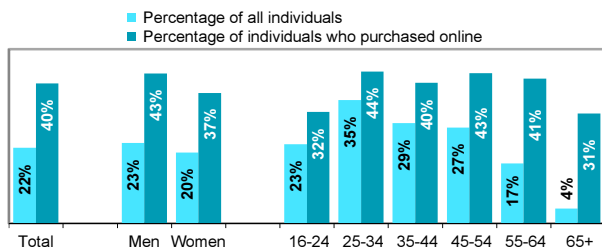
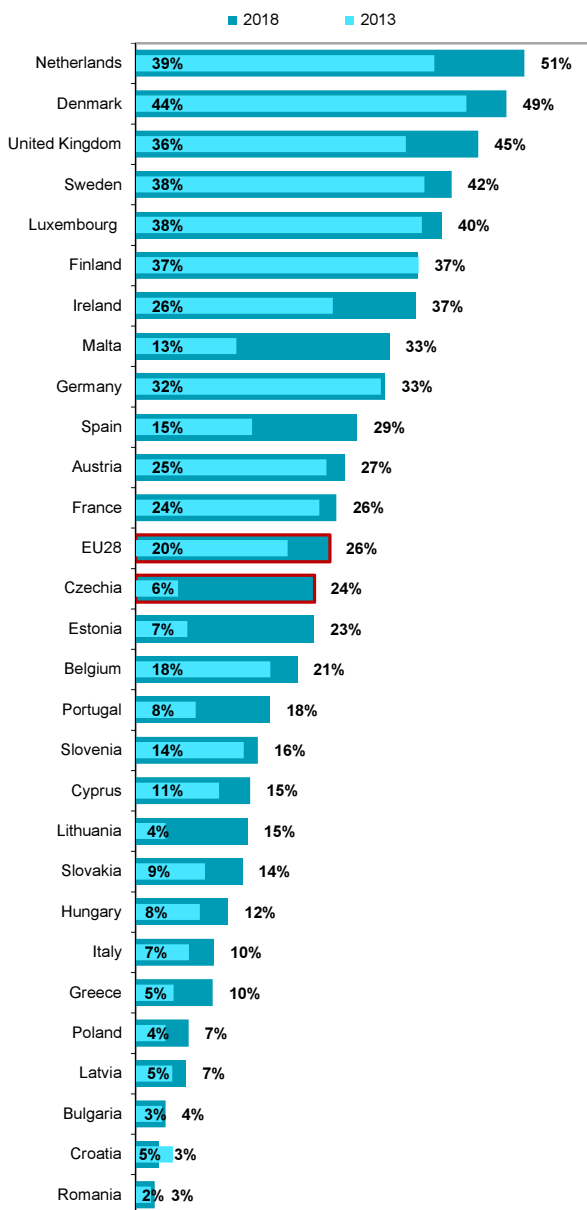


Figure C55 Individuals who purchased accommodation online at least once in the last 12 months; 2018



C Individuals and ICT

Figure C56 Individuals in EU countries who purchased accommodation online in the last 12 months



as a percentage of all individuals aged 16 to 74 years in a given country

Source: Eurostat, 2019

C Individuals and ICT

Tab. C19 Individuals in Czechia who purchased online at least once in the last 3 months; 2018

		Percentage	
	Total	three times or often	for CZK 5 000 or more
All individuals (aged 16+ years)	34,3	19,0	13,7
All individuals (aged 16-74 years)	37,4	20,7	14,9
Sex			
Men (aged 16+ years)	31,3	16,3	14,3
Women (aged 16+ years)	37,2	21,6	13,2
Age group (years)			
16-24	49,3	24,3	10,8
25-34	58,1	37,6	25,0
35-44	46,2	27,5	21,4
45-54	38,8	19,6	16,7
55-64	20,6	9,8	8,3
65+	6,8	2,1	2,1
Educational attainment (of the aged 25+)			
Primary	8,9	2,4	1,7
Secondary without A-level examination	22,2	10,6	7,2
Secondary with A-level examination	39,7	21,8	16,7
Tertiary	51,9	35,4	29,0
Economic activity status			
Women on maternity leave	68,4	48,0	24,2
Students (aged 16+ years)	49,0	23,3	8,8
Pensioners	7,7	2,5	2,2

as a percentage of all individuals in a given socio-demographic group

Figure C57 Individuals who purchased online three times or more often in the last 3 months; 2018

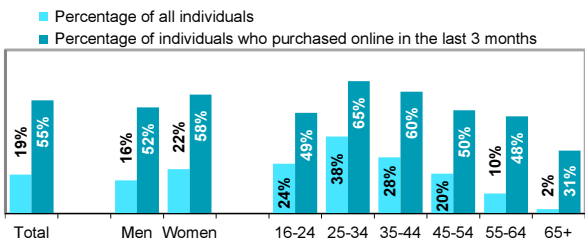
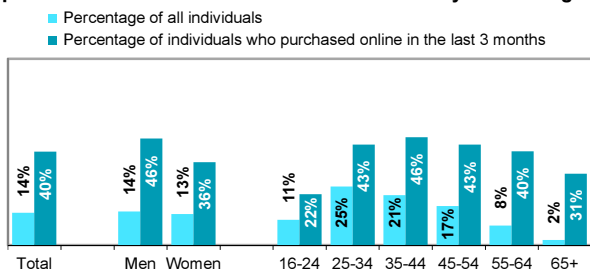


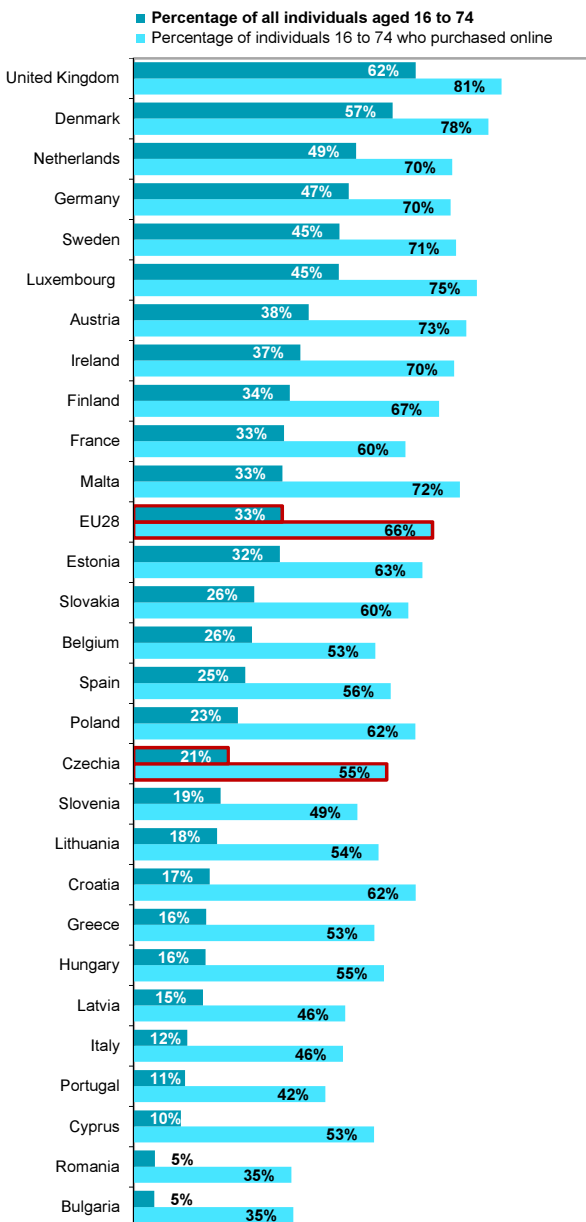
Figure C58 Individuals who spent CZK 5 000 or more for purchases over the Internet in the Q1 of 2018 by sex and age



Source: Czech Statistical Office, ICT use survey in households, 2019

C Individuals and ICT

Figure C59 Individuals in EU countries who purchased online three times or often in the last 3 months; 2018



C Individuals and ICT

Figure C60 Individuals in EU countries who spent EUR 100 or more for online purchases within the last 3 months; 2018

