

## B Households and ICT

---

The Czech Statistical Office (CZSO) has been monitoring data on penetration of selected information and communication technologies in Czech households by means of a separate annual statistical survey named **Sample Survey on the ICT Use in Households and by Individuals**. The first (pilot) survey was carried out in 2002.

The survey applies the method of personal interviews with the use of personal computer in a sample of around 10 000 individuals aged 16+ years in approx. 6 000 households. The survey has been carried out in accord with the **Regulation (EC) No 2019/1700** of the European Parliament and of the Council. This allows obtaining of internationally comparable data within the EU.

### Notes

The **Reference Period** is the 2<sup>nd</sup> Q of the monitored year for Czechia.

**Income quartiles:** Households were divided into four groups (quartiles) by household net income.

### Comparability of the CZSO and Eurostat Data:

Data published by Eurostat for Czech households slightly differ from data published by the CZSO. This difference is due to the fact that Eurostat includes solely households with at least one person aged 16–74 years. The CZSO publishes data for all households.

**International data and comparisons** of certain indicators are taken from the Eurostat database for digital economy and society, data of which are every year updated in January. Detail information can be found at: <https://ec.europa.eu/eurostat/web/digital-economy-and-society/overview>

### Definitions (sorted alphabetically)

- A **WiFi router** is a device that enables to distribute the internet signal inside the household's premises, i.e. it enables wireless connection of more devices at the same time and from different places within the reach of household's WiFi network.
- **Households of persons older than 65+ years** shall mean households in which merely persons aged 65+ years live.
- **Households of persons up to 40 years (no children)** mean households where only persons aged up to 40 years without children live.
- **Households with a computer** involve households, which at the time of the survey stated, that at least one of the household members used a computer at home (desktop, laptop, or tablet). *Type of its ownership is not relevant. It could be own one, company one, or borrowed one.*
- **Households with children up to 15 years** shall mean households with at least one child younger than 16 years of age.
- **Households with the internet** shall mean households, which at the time of survey stated, that at least one of the household members used the internet at home, no matter what type is the device used or the way of connection. The internet could be used on a computer, a tablet, a mobile phone, a smart TV, a game console, etc.
- **Smart household appliances** include e.g. smart coffee makers, refrigerators, ovens, vacuum cleaners, washing machines, dryers, but also smart garden equipment such as smart lawn mowers.
- **Smart devices for energy management** include e.g. smart thermostats, consumption meters, lights, electrical outlets, garden irrigation systems, windows or window blinds.
- **Smart home security devices** include, for example, smart home alarms, smoke detectors, security cameras, locks.
- **The Internet of Things (IoT)** refers to devices that are wirelessly connected to other devices and are able to communicate with each other. Users of the IoT devices control them most often via mobile applications or via web interface.

Detailed information on methodology and data from the survey, including international comparison, can be found (in Czech language only) at:

[https://www.czso.cz/csu/czso/domacnosti\\_a\\_jednotlivci](https://www.czso.cz/csu/czso/domacnosti_a_jednotlivci)

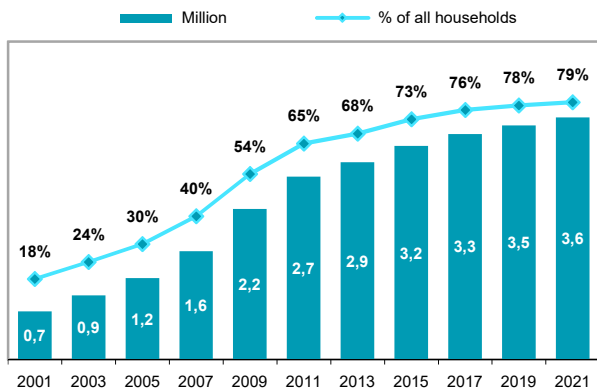
## B Households and ICT

**Table B1 Households in Czechia with a computer**

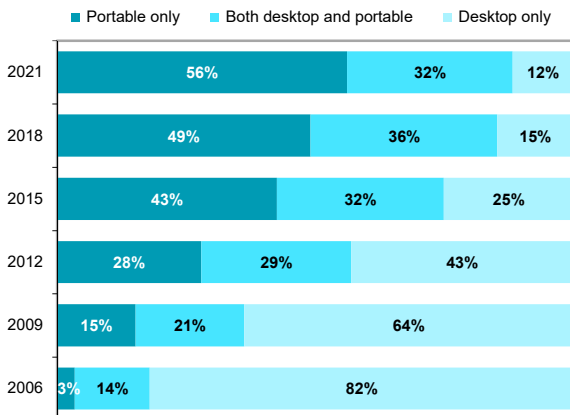
	Percentage		
	2010	2015	2021
<b>Households (HHs), total</b>	<b>59,2</b>	<b>73,1</b>	<b>79,0</b>
HHs with children up to 15 years	84,6	93,8	96,5
HHs of persons up to 40 years (no children)	.	93,0	92,9
HHs of persons older than 65 years	8,8	24,9	41,3
Other households without children	.	76,8	87,1
<b>Household income group</b>			
The lowest income group (first quartile)	21,2	34,3	44,6
Second quartile income group	46,8	57,2	78,0
Third quartile income group	74,8	85,7	94,8
The highest income group (fourth quartile)	91,8	96,7	98,7

as a percentage of all households of a given type

**Figure B1 Households with a computer**



**Figure B2 Households with a computer by its type**



Source: Czech Statistical Office, ICT use survey in households

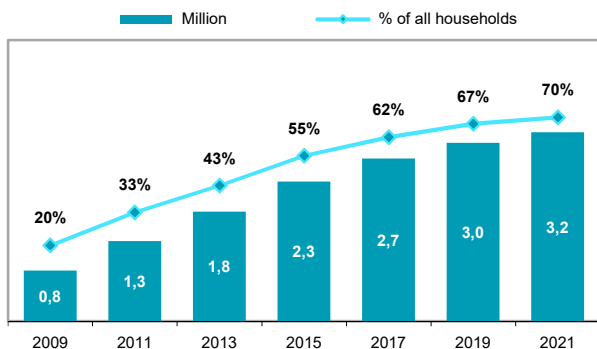
## B Households and ICT

**Table B2 Computers used by households in Czechia; 2021**

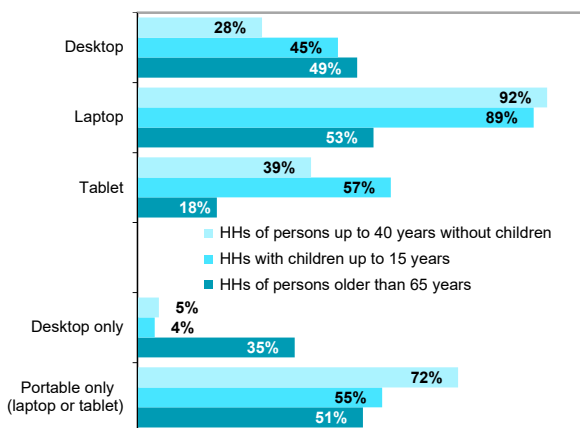
	Percentage		
	Desktop	Laptop	Tablet
<b>Households (HHs), total</b>	<b>34,6</b>	<b>64,8</b>	<b>31,4</b>
HHs with children up to 15 years	43,5	85,8	54,9
HHs of persons up to 40 years (no children)	26,0	85,5	36,2
HHs of persons older than 65 years	20,4	21,9	7,4
Other households without children	39,6	72,1	29,5
<b>Household income group</b>			
The lowest income group (first quartile)	15,8	28,3	9,1
Second quartile income group	29,5	59,1	25,0
Third quartile income group	42,9	80,4	39,7
The highest income group (fourth quartile)	50,2	91,5	51,9

as a percentage of all households of a given type

**Figure B3 Households with a laptop or a tablet**



**Figure B4 Computers used by households; 2021**



as a percentage of all households of a given type with a computer

Source: Czech Statistical Office, ICT use survey in households

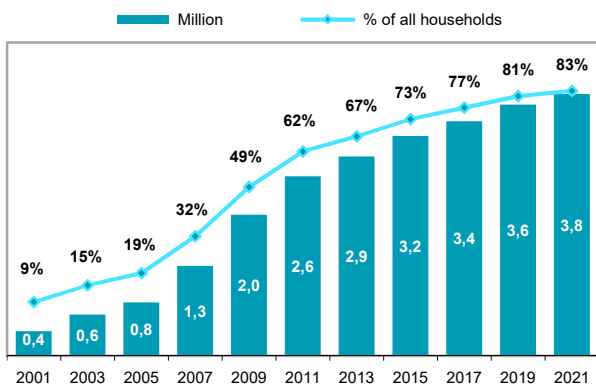
## B Households and ICT

**Table B3 Households in Czechia with internet access**

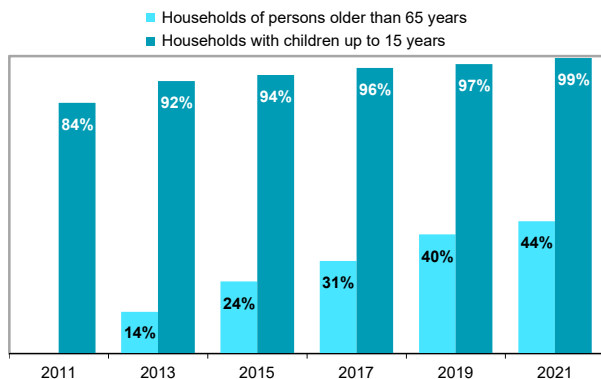
	Percentage		
	2010	2015	2021
<b>Households (HHs), total</b>	<b>56,0</b>	<b>73,1</b>	<b>83,0</b>
HHs with children up to 15 years	79,8	93,6	99,3
HHs of persons up to 40 years (no children)	.	94,7	97,7
HHs of persons older than 65 years	.	24,2	44,4
Other households without children	.	77,0	92,2
<b>Household income group</b>			
The lowest income group (first quartile)	18,8	33,8	52,9
Second quartile income group	42,0	57,2	81,9
Third quartile income group	71,7	85,8	97,9
The highest income group (fourth quartile)	89,1	96,8	99,2

as a percentage of all households of a given type

**Figure B5 Households with internet access**



**Figure B6 Households with children and households of elderies with internet access**

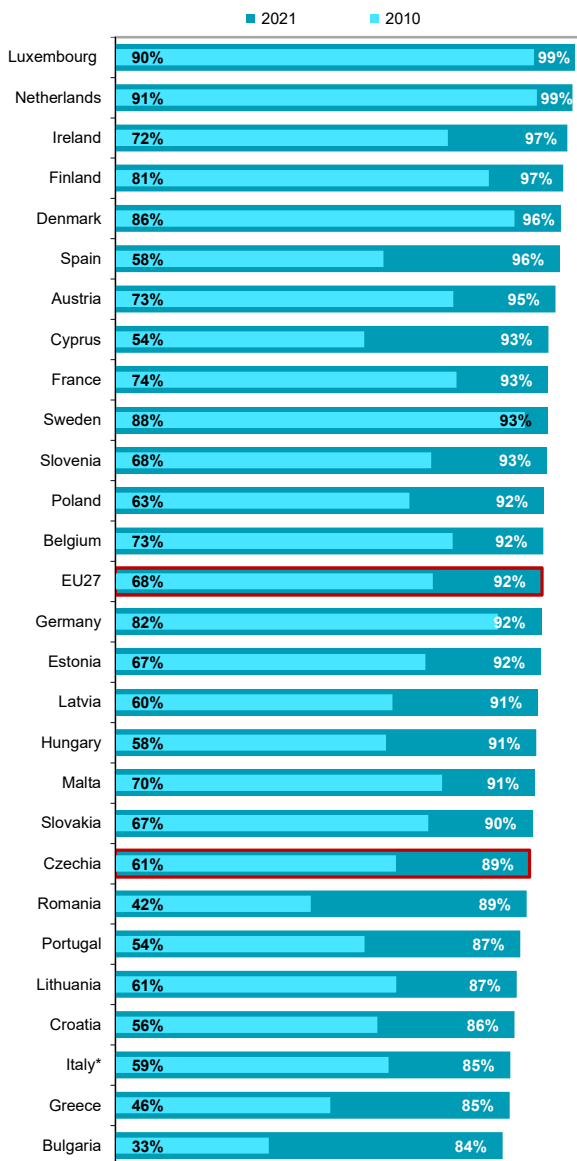


as a percentage of all households of a given type

Source: Czech Statistical Office, ICT use survey in households

## B Households and ICT

**Figure B7 Households in EU countries with internet access**



as a percentage of all households in a given country where at least one member is younger than 75 years

\* data for 2020

Source: Eurostat

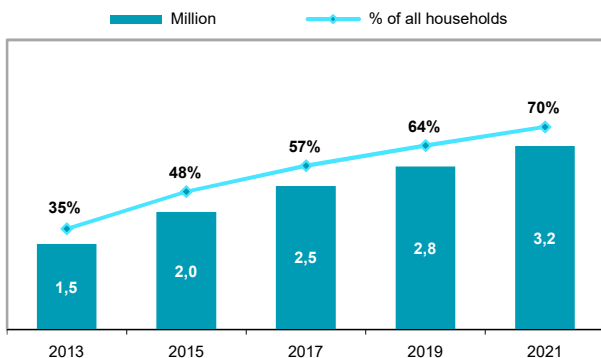
## B Households and ICT

**Table B4 Households in Czechia using a WiFi router**

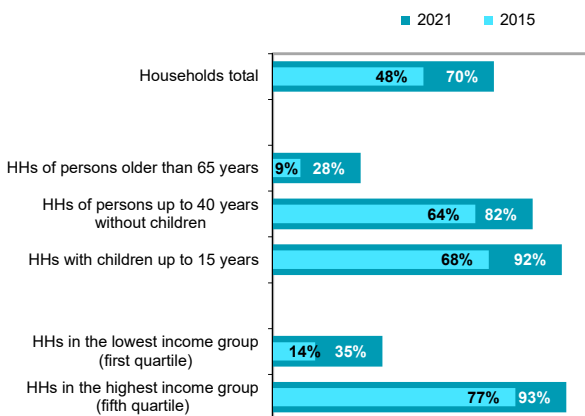
	Percentage		
	2010	2015	2021
<b>Households (HHs), total</b>	<b>16,2</b>	<b>47,7</b>	<b>70,0</b>
HHs with children up to 15 years	22,9	68,4	91,5
HHs of persons up to 40 years (no children)	.	64,1	82,3
HHs of persons older than 65 years	.	8,8	27,9
Other households without children	.	48,2	78,5
<b>Household income group</b>			
The lowest income group (first quartile)	3,7	13,5	34,8
Second quartile income group	9,4	28,7	64,4
Third quartile income group	18,8	53,4	87,8
The highest income group (fourth quartile)	32,0	76,8	93,0

as a percentage of all households of a given type

**Figure B8 Households using a WiFi router**



**Figure B9 Types of households using a WiFi router**



as a percentage of all households of a given type

Source: Czech Statistical Office, ICT use survey in households

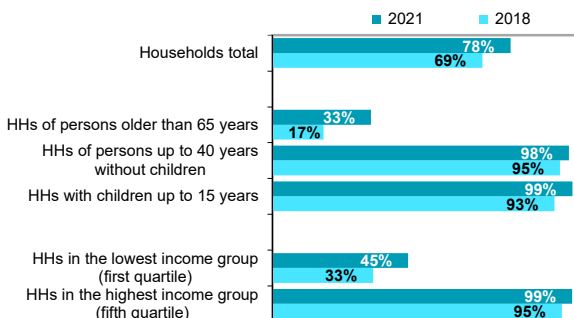
## B Households and ICT

**Table B5 Households in Czechia with a mobile phone; 2021**

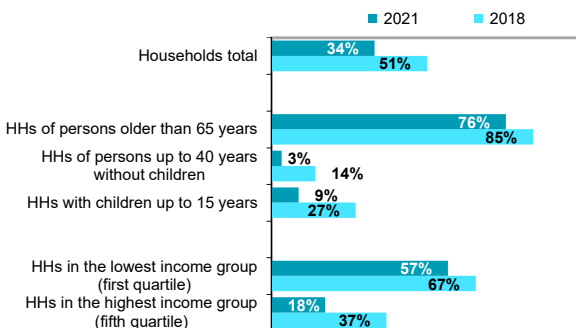
	Percentage		
	Total	Smart-phone	Mobile phone without operating system
<b>Households (HHs), total</b>	<b>99,3</b>	<b>78,4</b>	<b>33,6</b>
HHs with children up to 15 years	100,0	98,8	8,9
HHs of persons up to 40 years (no children)	100,0	97,6	3,3
HHs of persons older than 65 years	97,9	32,5	76,3
Other households without children	99,6	88,4	31,1
<b>Household income group</b>			
The lowest income group (first quartile)	97,9	44,7	57,4
Second quartile income group	99,4	74,4	40,4
Third quartile income group	99,9	95,9	19,1
The highest income group (fourth quartile)	100,0	98,7	17,5

as a percentage of all households of a given type

**Figure B10 Households with a smartphone**



**Figure B11 Households with a mobile phone without operating system**



as a percentage of all households of a given type

Source: Czech Statistical Office, ICT use survey in households

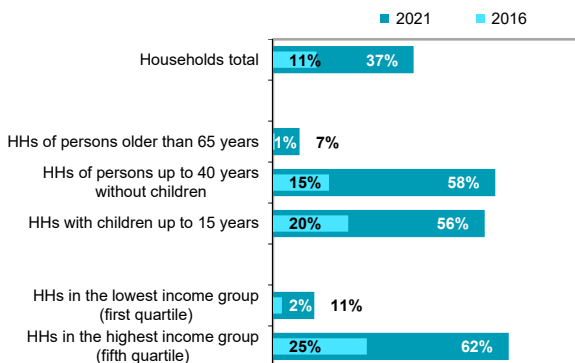
## B Households and ICT

**Table B6 Households in Czechia using a Smart TV**

	Percentage	
	2016	2021
<b>Households (HHs), total</b>	<b>11,5</b>	<b>37,1</b>
HHs with children up to 15 years	19,8	55,7
HHs of persons up to 40 years (no children)	14,8	58,5
HHs of persons older than 65 years	0,5	7,0
Other households without children	10,4	37,9
<b>Household income group</b>		
The lowest income group (first quartile)	2,4	10,9
Second quartile income group	6,8	28,5
Third quartile income group	14,5	46,8
The highest income group (fourth quartile)	24,7	62,1

as a percentage of all households of a given type

**Figure B12 Households using a Smart TV**



as a percentage of all households of a given type

**Table B7 Households in Czechia using selected devices of the Internet of Things; 2020**

	%		
	Security devices	Energy management devices	Household appliances
<b>Households (HHs), total</b>	<b>5,1</b>	<b>3,4</b>	<b>2,6</b>
HHs with children up to 15 years	7,6	5,0	4,6
HHs of persons up to 40 years (no children)	6,8	5,9	4,3
HHs of persons older than 65 years	0,8	0,7	0,3
Other households without children	5,6	3,3	2,1
<b>Household income group</b>			
The lowest income group (first quartile)	1,2	0,3	0,3
Second quartile income group	2,0	0,9	1,0
Third quartile income group	6,5	4,8	2,2
The highest income group (fourth quartile)	10,8	7,7	6,7

as a percentage of all households of a given type

Source: Czech Statistical Office, ICT use survey in households