

## F Schools

Data on the **equipping of schools in the Czech Republic with information technologies** (computers and Internet connections) originates from the Institute for Information in Education (IIE), which collects data via the Internet on the available IT infrastructure at most of the primary, secondary and advanced vocational schools since 2003.

### Notes:

**Reference period:** 30.9. of the monitored year

**Comparability of data:** The total values on the number of computers for 100 students are lower than the values for the individual levels of schools. The reason for this is the fact that more than one school level is often being taught in a single school buildings, with one computer often being available and counted towards the students of several levels. But it is counted only once towards the average for all school levels.

### Definitions:

- **Broadband** – see definition in chapter A
- **Blind friendly** – see definition in chapter E
- **First level of primary (basic) schools:** 1st – 5th year of primary schools; ISCED 1
- **Second level of primary (basic) schools:** 6th – 9th year of primary schools and lower years of 6 and 8-year grammar schools; ISCED 2
- **Secondary schools** – schools providing secondary vocational or completed general secondary education (ISCED 3) and schools providing post-graduation education (these are not tertiary or tertiary vocational schools) - ISCED 4
- **Post-secondary vocational schools:** ISCED 5B (also includes conservatories)

In 2010 the Czech Statistical Office carried out: **"Web site content survey of universities"** as a supplementary source of information to this survey in order to measure better what information and services are available on universities' web sites. This web site content survey was conducted in May 2010. Web sites of all public universities and their faculties (142 web sites) and private universities (52 web sites) were included in this survey.

Information on the **use ICT by students 16 years or older** is available from the regular annual statistical survey conducted by the CZSO titled: **"Sample Survey on ICT usage in Households and by Individuals "** – see chapter C. The international comparison originates from Eurostat's data sources.

Detailed **methodical information** in respect of this survey is contained in the annual publication titled: **"Use of ICT by Households and Individuals in 2010, Code 9701-10"**, which is freely available on the CZSO's website.

Detailed regional breakdown data on the equipping of schools in the Czech Republic with information technologies can be found in chapter 18 of each **Regional yearbook**.

<http://www.czso.cz/eng/edicniplan.nsf/aktual/ep-1#10>

**More detailed information and data are available free of charge at the following dedicated website (only in Czech):**

[http://www.czso.cz/csu/redakce.nsf/i/informacni\\_tehnologie\\_ve\\_skolstvi](http://www.czso.cz/csu/redakce.nsf/i/informacni_tehnologie_ve_skolstvi)

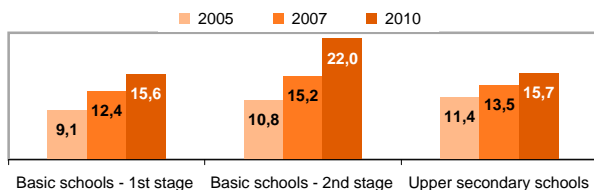
## F Schools

**Tab. F1 Number of computers in schools per 100 students in the Czech Republic**

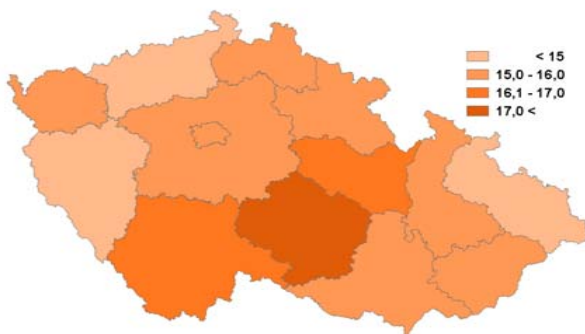
	2008	2009	2010
<b>Total</b>	<b>11,6</b>	<b>12,5</b>	<b>13,5</b>
Primary (basic schools - 1st stage)	15,1	16,0	16,8
Lower secondary (basic schools - 2nd stage)	18,2	21,0	22,8
Upper secondary schools	.	15,1	16,2
Higher professionals schools, non tertiary	31,0	33,8	34,2
<b>With Internet access</b>	<b>10,8</b>	<b>11,8</b>	<b>12,8</b>
Primary (basic schools - 1st stage)	13,5	14,6	15,6
Lower secondary (basic schools - 2nd stage)	17,3	20,1	22,0
Upper secondary schools	.	14,5	15,7
Higher professionals schools, non tertiary	29,2	31,7	31,8
<b>With a broadband access</b>	<b>10,1</b>	<b>11,2</b>	<b>12,2</b>
Primary (basic schools - 1st stage)	12,3	13,5	14,5
Lower secondary (basic schools - 2nd stage)	16,2	19,0	20,8
Upper secondary schools	.	14,2	15,3
Higher professionals schools, non tertiary	29,1	31,3	31,3

Note: The total number of computers per 100 students for all levels of primary schools is lower than for the individual level of primary school. The reason for this is the fact that more than one school level is often being taught in a single school building, with one computer often being available and counted towards the students of several levels. But it is counted only once towards the average for all school levels.

**Figure F1 Number of computers with Internet access in schools per 100 students**



**Figure F2 Number of computers with a broadband access in secondary schools per 100 students in Czech regions; 2010**



Source: Institute for Information on Education of the Czech Republic

## F Schools

Tab F2 Universities with a Web site in the CR; 2010

%

	Public Universities	Private Universities
Available in foreign language, total	91,1	75,0
English	91,1	73,1
German	3,4	11,5
Russian	0,7	21,2
French	0,7	1,9
other	0,7	5,8
<b>web sites' applications available.</b>		
blind friendly version	19,9	13,5
enrolment application	92,5	71,2
study confirmation form	42,5	7,7
browser	83,6	59,6
<b>Information available:</b>		
schedule of classes	93,8	61,5
information about entrance exams	99,3	100,0
news	100,0	92,3
university fees for foreign students	71,2	94,2
Socrates/Erasmus	94,5	44,2
scholarship	96,6	67,3

as a percentage of all universities in a given group

Figure F3 Information available on universities' web sites by field of provided studies; 2010

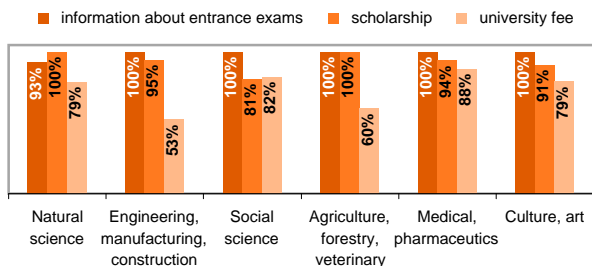
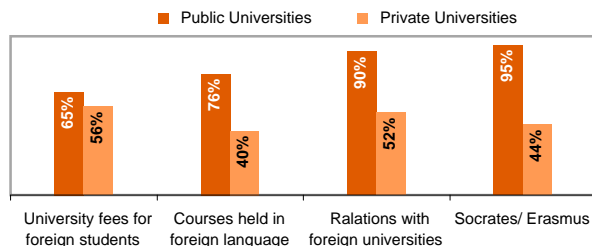


Figure F4 Universities providing online information on international cooperation; 2009



as a percentage of all universities in a given group

Source: Czech Statistical Office, Website content survey of universities

## F Schools

Tab F3 Students using Internet in the Czech Republic

	%		
	2008	2009	2010
<b>Total (aged 16+)</b>	97,4	97,3	97,5
Males	97,5	96,9	97,4
Females	97,4	97,6	97,6
<b>Students by level of attended schools:</b>			
students of upper secondary schools	96,8	96,3	97,2
university students	99,1	99,0	99,5

as a percentage of all students aged 16 years and over in a given group

Figure F5 Place of Internet use by students

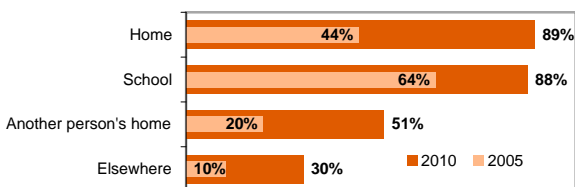


Figure F6 Students using Internet every day

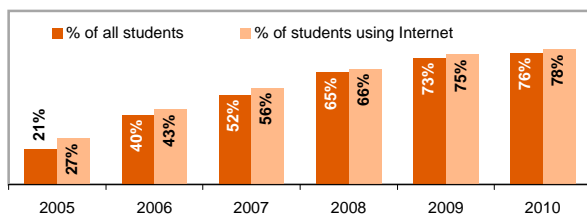
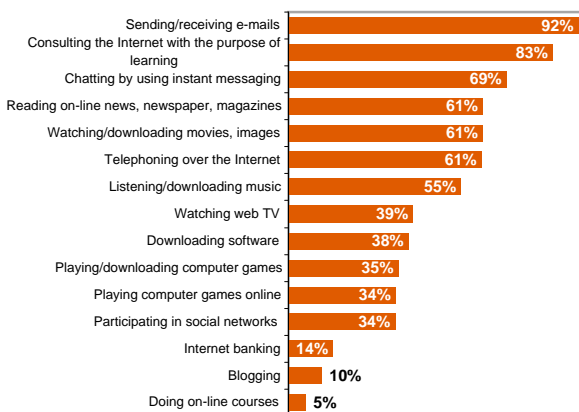


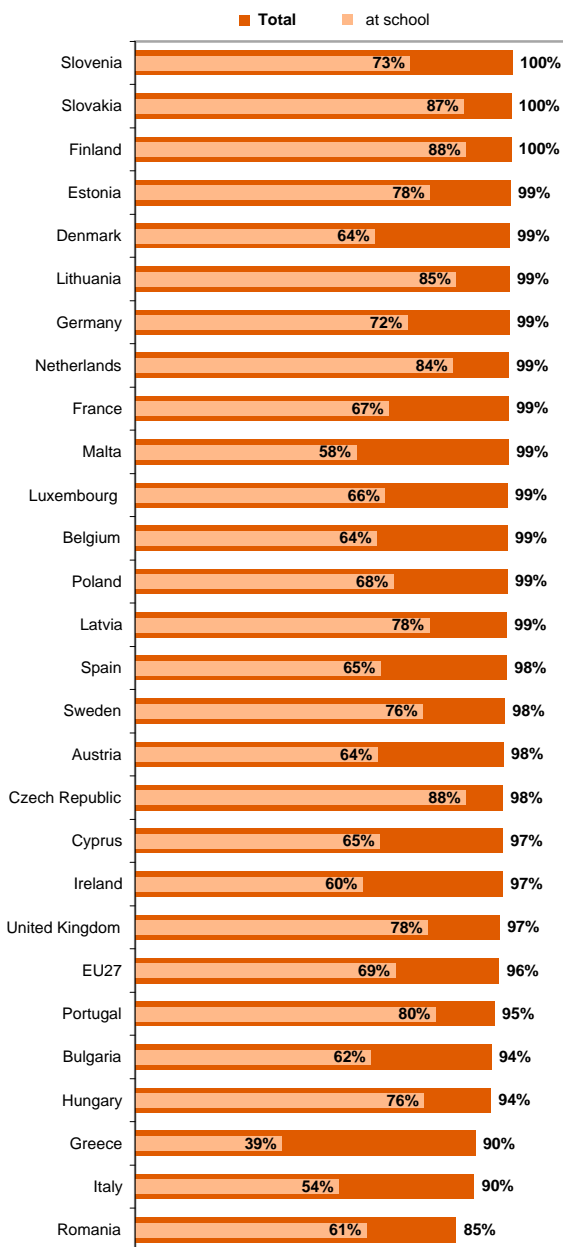
Figure F7 Internet activities undertaken by students; 2010



as a percentage of all students aged 16 years and over

Source: Czech Statistical Office, Household Survey on ICT Use

**Figure F8 Students using Internet; 2010**

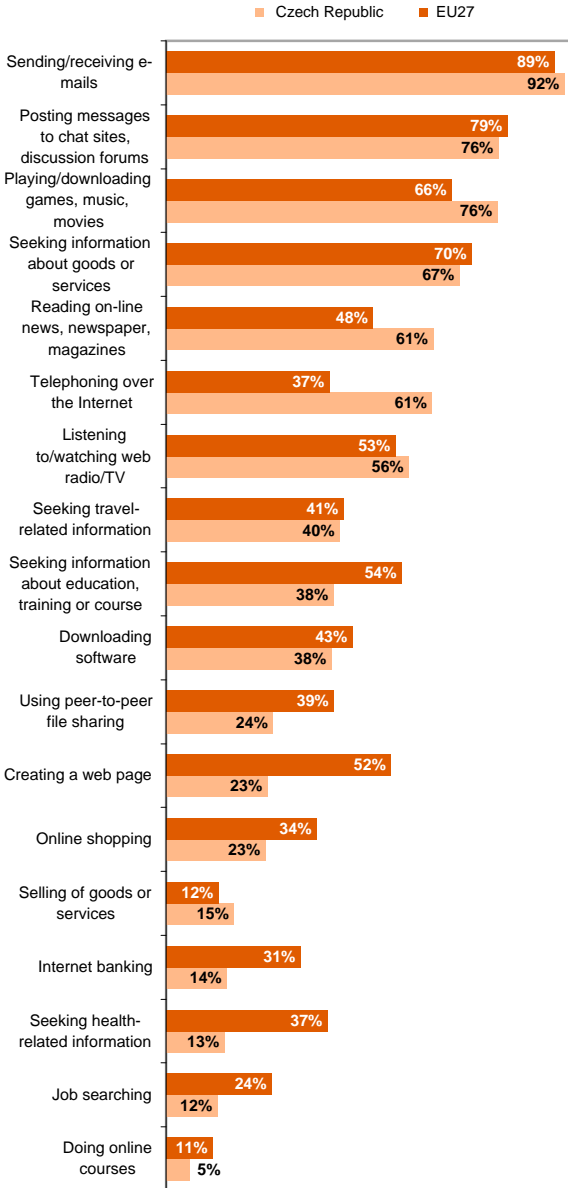


as a percentage of all students aged 16 years and over

Source: Eurostat, 2011

## F Schools

**Figure F9 Internet activities undertaken by students; 2010**



as a percentage of all students aged 16 years and over

Source: Czech Statistical Office and Eurostat, 2011