

D Enterprises

Since 2002, the Czech Statistical Office (CZSO) has been regularly monitoring development in usage of information technologies by enterprises with 10 or more persons employed in selected industries with independent annual statistical survey.

Since 2006, the survey has been conducted according to the annual implementing measures of the **Framework Regulation (EC) No. 808/2004 of the European Parliament and of the Council** concerning Community statistics on the information society that ensures data harmonisation and comparability among EU countries.

In 2016 this survey was conducted in the first quarter, with the sample of approximately 7 500 enterprises with 10 or more employees. The resulting data has been then extrapolated to the entire population of enterprises with 10 or more employees in the Czech Republic (38 thousand enterprises).

Reference period: 31 December (for the years 2000–2004), since 2006 the reference period refers to January of the monitored year. In the case of electronic commerce and using the Internet for interaction with public authorities, the data pertains to the entire year.

Sample size: 7 500 enterprises with 10 and more persons employed

Data comparability:

- The data obtained in 2008 and later are not fully comparable with the data of previous years. This difference is due to implementation of a new NACE classification.
- The data for the Czech Republic presented by Eurostat may slightly differed until 2015 from data presented by the CZSO. This difference was due to the fact that Eurostat does not include, as part of the data it publishes, enterprises from the financial sector. Data are fully comparable since 2016.

Definitions:

- **Internal computer network** (Local Area Network; LAN) connects two or more computers to share information, files, internal emails and applications within the enterprise.
- **WLAN** - the use of wireless technologies such as radio-frequency, infrared, microwave, or other types of electromagnetic or acoustic waves, for the last internal link between users devices (such as computers, printers, etc) and a LAN backbone line(s) within the enterprise's working premises. It includes mainly Wi-fi and Bluetooth technologies
- **Intranet** - an internal company communication network using an Internet protocol allowing communications within an organisation.
- **Fiber optics technology** - kind of the most modern fixed internet, a frequent solution is a combination of optical fiber and Ethernet wiring used to connect devices to the Internet network. Optical fiber is implemented into the building, then distributed by cables. Usually provides the fastest Internet connection.
- **Domain (Top-Level Domain)** - unique identifier (name) of a computer or computer network connected to the Internet. Top-level domain describes the division of the country (national ccTLDs) or the general category of organizations or entities (generic domains).
- **B2C sales** – Sales to private customers.
- **B2B sales** – Sales to other enterprises.
- **Social media** use by enterprises – use of tools for conversing and creating content online and for connecting with customers, suppliers or other partners or within the enterprise. The following are the main social media communication platforms and tools for enterprises:
 - **Social networks** (e.g. Facebook or LinkedIn);

- **Enterprise's blog or microblogs** (e.g. Twitter);
- **Multimedia content sharing websites** (e.g. YouTube or Flickr);
- **Wiki based knowledge sharing tools** (e.g. Wikipedia-like sites).
- **Cloud computing** – refers to **ICT services** that are used **over the Internet** to access software, computing power, storage capacity etc. where the services have all following characteristics: are delivered from servers of service providers; can be easily scaled up or down (number of users or change of storage capacity); can be used on-demand by the user, at least after the initial set up; **are paid for** (either per user, by capacity used, or they are pre-paid).
- **Cloud computing on shared servers** - the enterprise uses a paid cloud computing shared servers of service providers.
- **Cloud computing on servers exclusively reserved for the enterprise** - the enterprise uses a paid cloud computing services from servers of service providers exclusively reserved for the company (for one customer) and are not shared with other clients.
- **Big Data** – are generated from activities that are carried out electronically and from M2M communications. They typically have following characteristics: significant volume (vast amounts of data generated over time); variety (different format of complex data, either structured or unstructured); velocity (high speed at which data is generated, becomes available and changes over time).
- **Contextual advertising** - a type of paid internet advertising that appears after evaluation (primarily verbal) of viewed webpages' content or keywords searched by Internet users.
- **Remote access to the enterprise's e-mail system** the possibility of using enterprise's email from outside (e.g. from home), regardless of the type of used device.
- **Electronic commerce** shall mean e-purchases or e-sales (placing or accepting electronic orders) via the Internet or other computer networks (proprietary networks used for market transactions) regardless the method of payment or delivery. Value of e-purchases (e-sales) is a percentage of the total financial value of all enterprises' purchases (enterprises' turnover). Purchases (sales) implemented on the basis of orders prepared from information obtained on the Internet but placed in a traditional way (by phone, fax, or written order) or by manual typed e-mail are not included. Electronic orders are made through websites (Web e-commerce) or initiated by using the electronic data interchange (EDI e-commerce).
 - **Web e-commerce** are purchases or sales made via an online store (web shop), via web forms on a website or extranet, or "apps" regardless of how the web is accessed (computer, laptop, mobile phone etc.)
 - **EDI e-Commerce** are orders initiated with EDI-type messages. EDI is here used as a generic term for sending or receiving business information in an agreed format suitable for automated processing (e.g. EDIFACT, XML, etc.) and without the individual message being manually typed. "EDI e-Commerce" is limited to EDI messages placing an order.
- **Electronic data interchange (EDI)** refers to the structured transmission of data or documents (messages) between organizations or enterprises by electronic means in an agreed format which allows its automatic processing (e.g. EDIFACT, XML, etc.) and without the individual message being manually typed.

The **Eurostat** online database for **Information society statistics** was used for the international comparison. *This database was updated in December 2016. For more information see:*

<http://ec.europa.eu/eurostat/web/information-society>

Further information on ICT usage by enterprises can be found at:

https://www.czso.cz/csu/czso/podnikatelsky_sektor

D Enterprises

Tab. D1 Enterprises in the Czech Republic with Local Area Network; 2016

	Total	using:	
		WLAN	Intranet
Total (10+ employees)	74,5	61,0	31,6
Small enterprises (10-49)	69,4	55,1	25,9
Medium enterprises (50-249)	92,0	80,4	46,6
Large enterprises (250+)	99,0	94,2	79,9
Industry (NACE category):			
Manufacturing	76,2	63,2	32,4
Electricity, gas and water supply	79,2	59,6	38,5
Construction	69,5	54,7	22,7
Sale and repair of motor vehicles	89,8	77,3	32,4
Wholesale trade	88,5	72,9	32,9
Retail trade	59,6	42,1	29,1
Transport and storage	63,6	50,2	21,5
Accommodation	79,9	72,5	22,7
Food and beverage services	41,9	35,6	22,6
Travel agency and related activities	89,0	71,2	51,0
Media industries incl. publishing activities	96,4	87,6	62,1
Telecommunications	100,0	90,2	73,9
Computer programming and related activities	96,7	90,9	73,6
Real estate activities	83,6	60,7	36,2
Professional, scientific and technical activities	85,7	73,3	37,9
Administrative and support activities	64,9	53,0	34,3

as a percentage of all enterprises with 10+ employees in a given group

WLAN = wireless local area network

Figure D1 Enterprises with Wireless Local Area Network

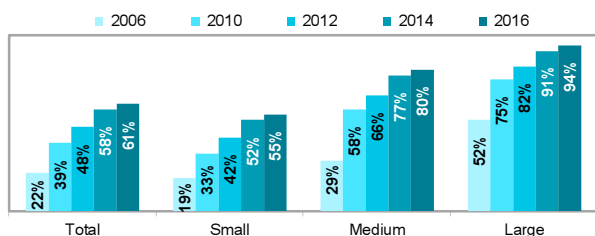
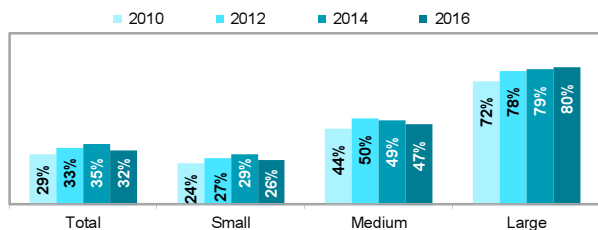


Figure D2 Enterprises using Intranet (internal website)



as a percentage of all enterprises with 10+ employees in a given size class

Source: Czech Statistical Office, Survey on ICT usage in enterprises

D Enterprises

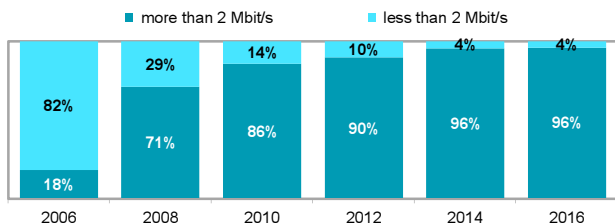
Tab. D2 Enterprises in the Czech Rep. with the Internet; 2016

%

	Download speed		
	at least 2 Mbit/s	at least 30 Mbit/s	at least 100 Mbit/s
Total (10+ employees)	93,9	24,3	9,9
Small enterprises (10-49)	92,8	20,8	8,3
Medium enterprises (50-249)	97,5	33,3	13,4
Large enterprises (250+)	99,4	54,4	25,7
Industry (NACE category):			
Manufacturing	94,6	19,7	7,7
Electricity, gas and water supply	95,5	31,1	12,4
Construction	92,6	20,9	8,7
Sale and repair of motor vehicles	95,9	22,9	6,8
Wholesale trade	96,1	24,4	9,0
Retail trade	93,1	21,7	5,8
Transport and storage	93,6	21,8	8,4
Accommodation	94,2	30,0	12,8
Food and beverage services	83,8	17,6	6,1
Travel agency and related activities	95,4	31,5	14,9
Media industries incl. publishing activities	98,1	51,9	26,9
Telecommunications	100,0	83,2	67,6
Computer programming and related activities	98,3	54,6	30,8
Real estate activities	95,3	37,2	14,9
Professional, scientific and technical activities	96,3	33,6	15,2
Administrative and support activities	90,7	26,7	13,3

as a percentage of all enterprises with 10+ employees in a given group

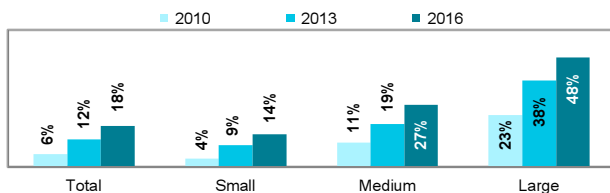
Figure D3 Internet connection speed* used by enterprises



as a percentage of all enterprises with 10+ employees with the Internet

* Maximum contracted download speed of the fastest fixed internet connection.

Figure D4 Enterprises using fiber optics technology

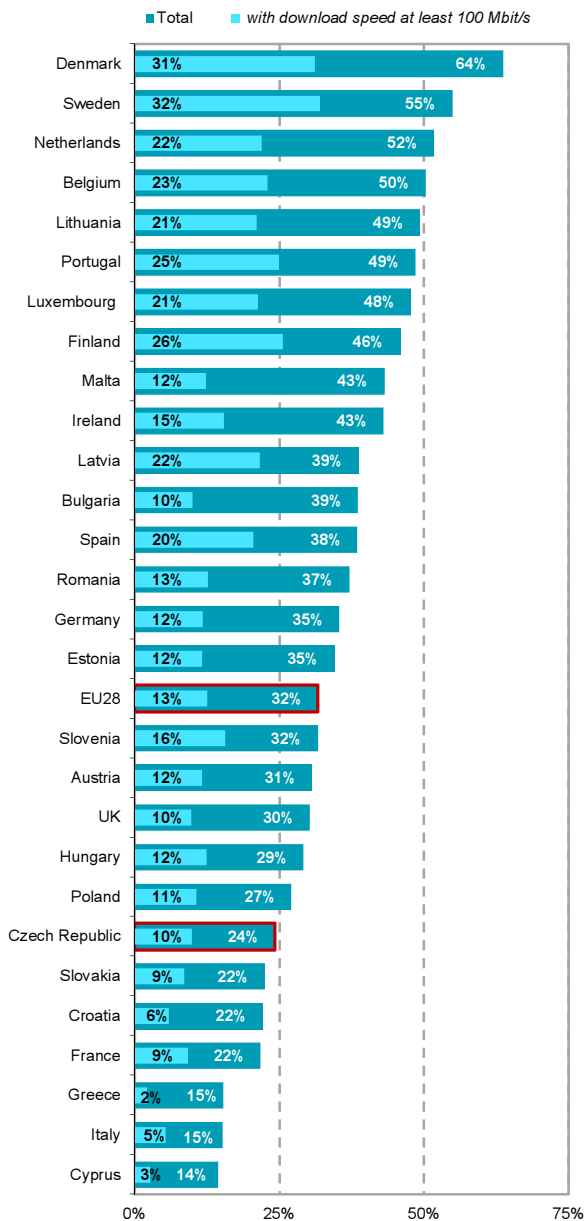


as a percentage of all enterprises with 10+ employees in a given size class

Source: Czech Statistical Office, Survey on ICT usage in enterprises

D Enterprises

Figure D5 Enterprises in EU countries with at least 30 Mbit/s internet connection speed; 2016



as a percentage of all enterprises with 10+ employees in a given country

Source: Eurostat, 2016

D Enterprises

Tab. D3 Enterprises in the Czech Republic with a Website; 2016

%

	Total	Available in foreign language(s)	Customized for mobiles
Total (10+ employees)	82,2	34,6	32,8
Small enterprises (10-49)	79,3	28,1	30,8
Medium enterprises (50-249)	92,8	55,6	38,6
Large enterprises (250+)	95,2	72,7	46,7
Industry (NACE category):			
Manufacturing	83,4	45,8	29,4
Electricity, gas and water supply	87,8	21,9	30,6
Construction	82,4	10,2	27,5
Sale and repair of motor vehicles	94,2	20,7	42,8
Wholesale trade	91,2	35,6	36,1
Retail trade	64,5	18,9	31,8
Transport and storage	63,3	28,0	25,6
Accommodation	96,4	77,6	53,8
Food and beverage services	70,8	24,8	35,9
Travel agency and related activities	97,2	59,8	49,6
Media industries incl. publishing activities	98,5	48,4	55,9
Telecommunications	97,6	28,4	52,1
Computer programming and related act.	94,7	64,1	52,3
Real estate activities	84,2	29,6	31,5
Professional, scientific and technical act.	91,8	47,2	36,4
Administrative and support activities	80,0	29,2	35,5

as a percentage of all enterprises with 10+ employees in a given group

Figure D6 Enterprises with a web presence (Website)

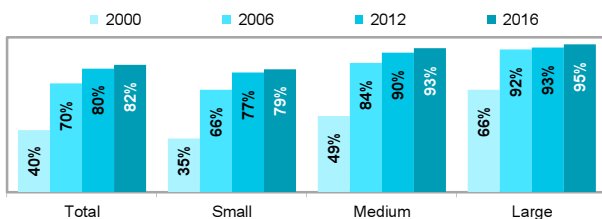
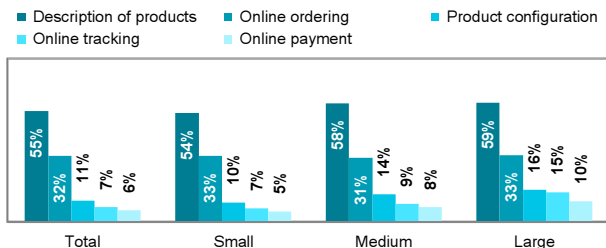


Figure D7 Applications available on enterprise's websites; 2016

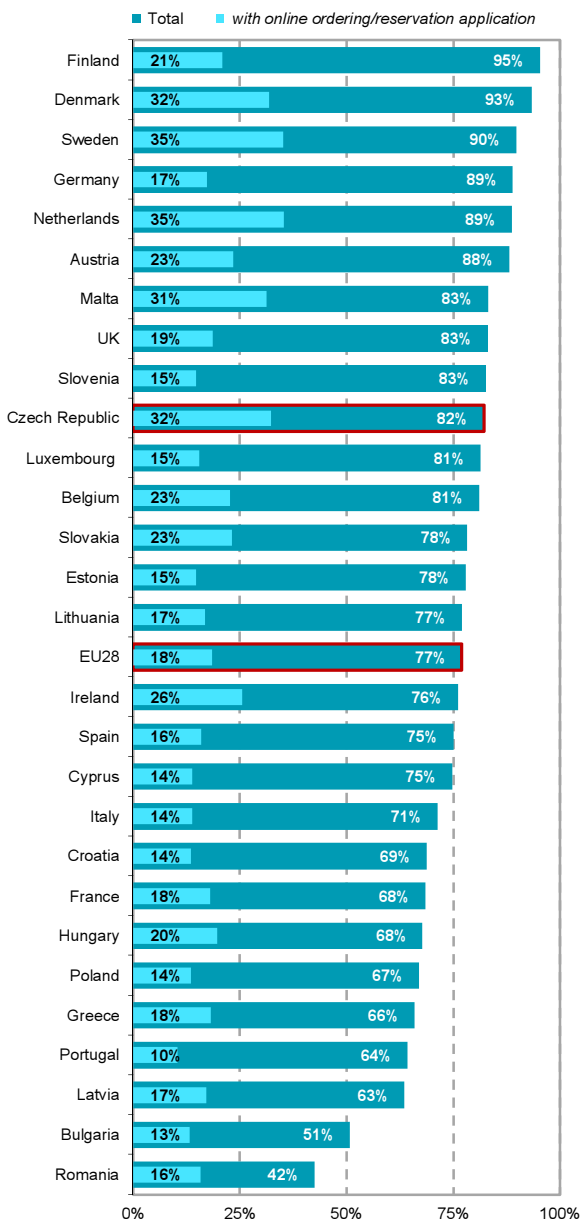


as a percentage of all enterprises with 10+ employees in a given size class

Source: Czech Statistical Office, Survey on ICT usage in enterprises

D Enterprises

Figure D8 Enterprises in EU countries with a web presence (Website); 2016



as a percentage of all enterprises with 10+ employees in a given country

Source: Eurostat, 2016

D Enterprises

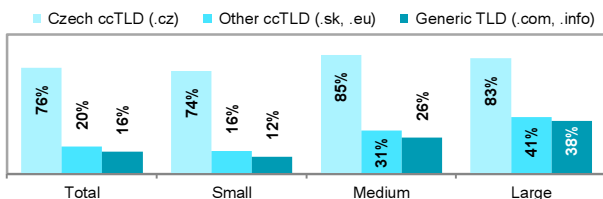
Tab. D4 Top-level domains used for enterprises' Websites; 2016

%

	Czech ccTLD (.cz)	Other ccTLD (.eu, .sk etc.)	Generic TLD (.com, .info etc.)
Total (10+ employees)	76,4	19,8	15,8
Small enterprises (10-49)	74,1	16,3	12,4
Medium enterprises (50-249)	85,4	31,3	25,9
Large enterprises (250+)	83,0	40,6	38,1
Industry (NACE category):			
Manufacturing	76,0	20,9	16,5
Electricity, gas and water supply	85,1	14,3	7,9
Construction	79,0	7,7	7,2
Sale and repair of motor vehicles	90,3	18,5	14,6
Wholesale trade	84,5	38,9	23,5
Retail trade	63,3	13,6	8,3
Transport and storage	57,3	12,3	8,8
Accommodation	92,6	18,7	22,0
Food and beverage services	67,1	4,7	6,8
Travel agency and related activities	86,7	43,4	39,5
Media industries incl. publishing activities	89,8	41,3	35,2
Telecommunications	94,6	27,2	30,2
Computer programming and related act.	83,8	47,7	42,9
Real estate activities	81,7	14,2	13,5
Professional, scientific and technical act.	82,6	21,9	26,1
Administrative and support activities	73,7	19,1	14,4

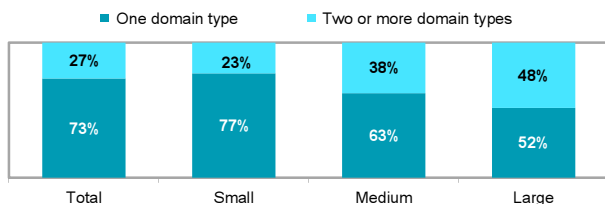
as a percentage of all enterprises with 10+ employees in a given group

Figure D9 TLDs used for enterprises' Websites; 2016



as a percentage of all enterprises with 10+ employees in a given size class

Figure D10 Number of TLDs used for enterprises' Websites*; 2016

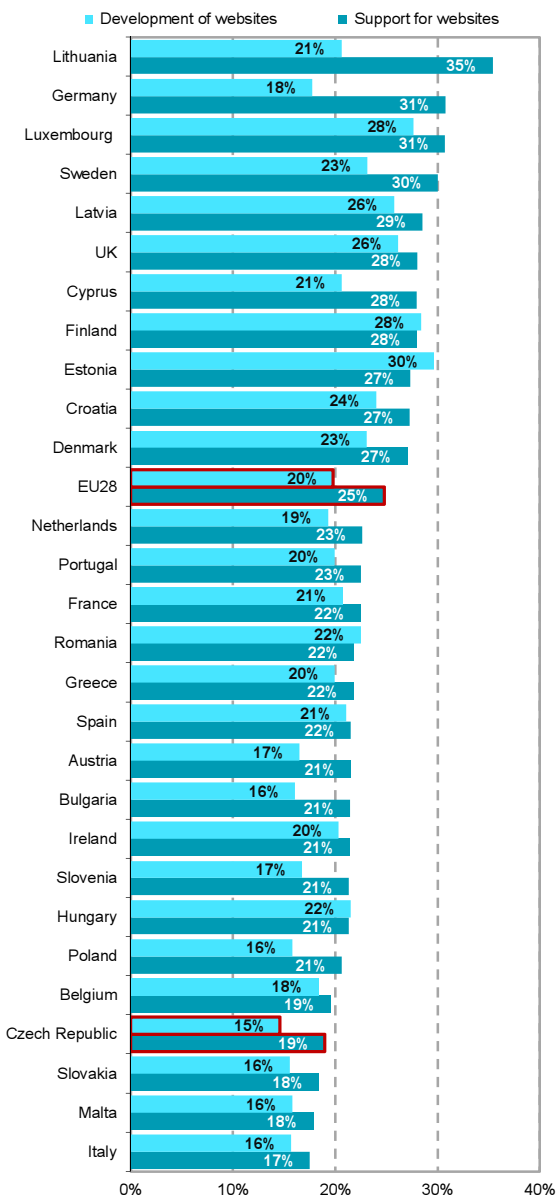


* as a percentage of all enterprises (10+) with a Website in a given size class

Source: Czech Statistical Office, Survey on ICT usage in enterprises

D Enterprises

Figure D11 Support and development of enterprises' websites mainly performed by own employees; 2016



as a percentage of all enterprises (10+) with a Website in a given country

Source: Eurostat, 2016

D Enterprises

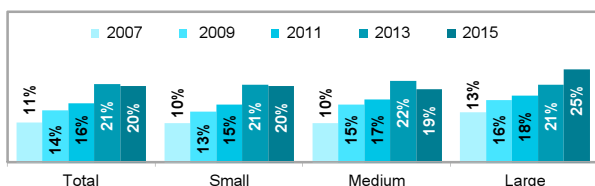
Tab. D5 Enterprises in the Czech Rep. selling via a website* ; 2015

	Total	by type of customer:	
		Private customers (B2C)	Other enterprises (B2B)
Total (10+ employees)	20,2	17,3	16,8
Small enterprises (10-49)	20,2	17,5	16,8
Medium enterprises (50-249)	19,4	15,6	16,1
Large enterprises (250+)	24,6	18,7	20,5
Industry (NACE category):			
Manufacturing	17,8	14,2	15,2
Electricity, gas and water supply	7,9	5,2	7,1
Construction	6,4	5,9	4,5
Sale and repair of motor vehicles	33,8	29,5	32,6
Wholesale trade	36,4	30,8	32,7
Retail trade	31,2	31,0	21,8
Transport and storage	9,1	7,7	8,3
Accommodation	60,3	59,7	46,6
Food and beverage services	19,3	19,1	13,4
Travel agency and related activities	68,4	65,4	48,5
Media industries incl. publishing activities	60,3	53,7	54,0
Telecommunications	55,5	52,8	43,7
Computer programming and related act.	28,1	17,6	25,2
Real estate activities	12,5	9,7	9,5
Professional, scientific and technical act.	12,5	9,6	10,9
Administrative and support activities	18,0	13,3	13,4

as a percentage of all enterprises with 10+ employees in a given group

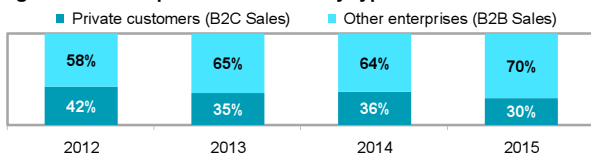
* Includes any enterprises that during the reference year placed at least one electronic order for goods or services via a website (via an online store, via web forms on a website or extranet or via apps).

Figure D12 Enterprises selling via a website*



as a percentage of all enterprises with 10+ employees in a given size class

Figure D13 Enterprise's web sales by type of customer

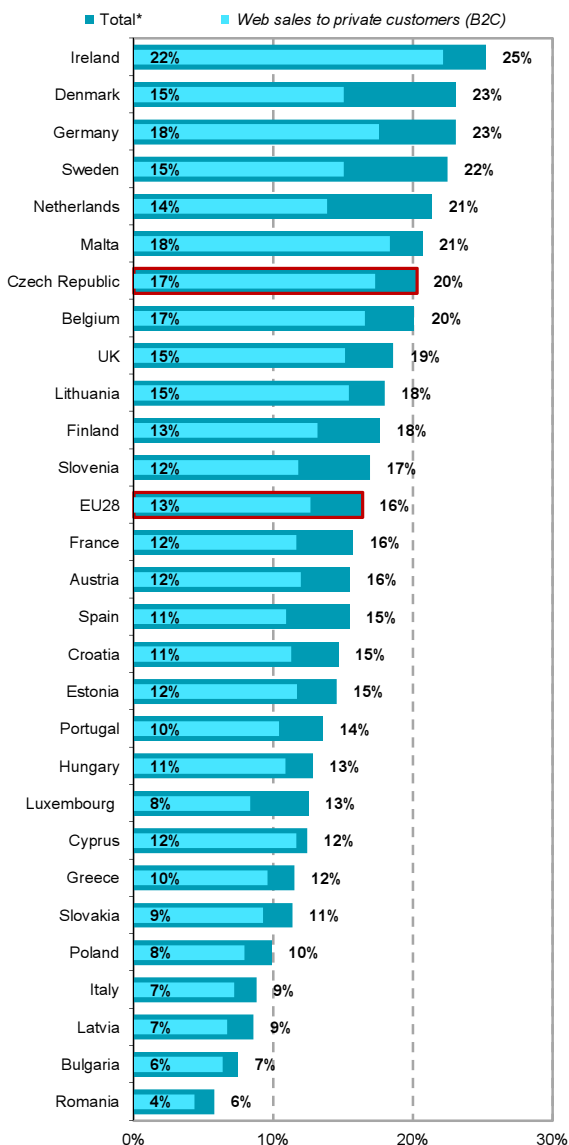


as a percentage of total enterprises' (10+) turnover in the corresponding year

Source: Czech Statistical Office, Survey on ICT usage in enterprises

D Enterprises

Figure D14 Enterprises in EU countries selling via a website; 2015



as a percentage of all enterprises with 10+ employees in a given country

*Includes any enterprises that during the reference year placed at least one electronic order for goods or services via a website (via an online store, via web forms on a website or extranet or via apps).

D Enterprises

Tab. D6 Enterprises in the Czech Rep. using social networks*

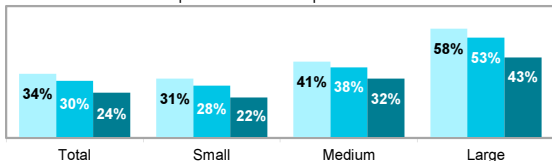
	2014	2015	2016
Total (10+ employees)	21,8	23,5	30,3
Small enterprises (10-49)	19,9	21,7	27,7
Medium enterprises (50-249)	27,2	27,6	37,5
Large enterprises (250+)	35,6	39,9	53,2
Industry (NACE category):			
Manufacturing	15,4	17,3	22,8
Electricity, gas and water supply	12,4	13,2	16,0
Construction	7,7	10,7	17,3
Sale and repair of motor vehicles	33,4	36,7	51,7
Wholesale trade	29,1	30,8	35,3
Retail trade	32,9	28,9	37,0
Transport and storage	10,2	13,2	20,6
Accommodation	60,8	66,1	78,2
Food and beverage services	36,9	40,5	48,6
Travel agency and related activities	74,7	72,9	78,4
Media industries incl. publishing act.	63,3	69,9	75,8
Telecommunications	51,6	55,8	67,8
Computer programming and related act.	44,2	45,2	55,3
Real estate activities	18,4	18,0	25,9
Professional, scientific and technical act.	25,2	28,0	35,0
Administrative and support activities	21,9	21,9	32,2

as a percentage of all enterprises with 10+ employees in a given group

* Includes any enterprises which have a user profile / an account on Facebook or LinkedIn

Figure D15 Enterprises using social media; 2016

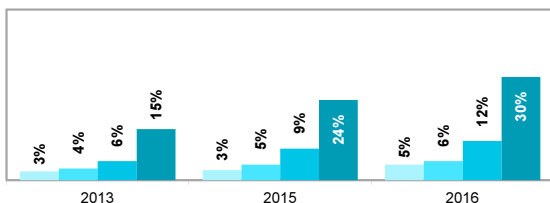
- use at least one type of the social media
- have a user profile/an account on social networks (e.g. Facebook, LinkedIn)
- have link to the enterprises' social media profiles



as a percentage of all enterprises in a given size class

Figure D16 Types of social media used by enterprises; 2016

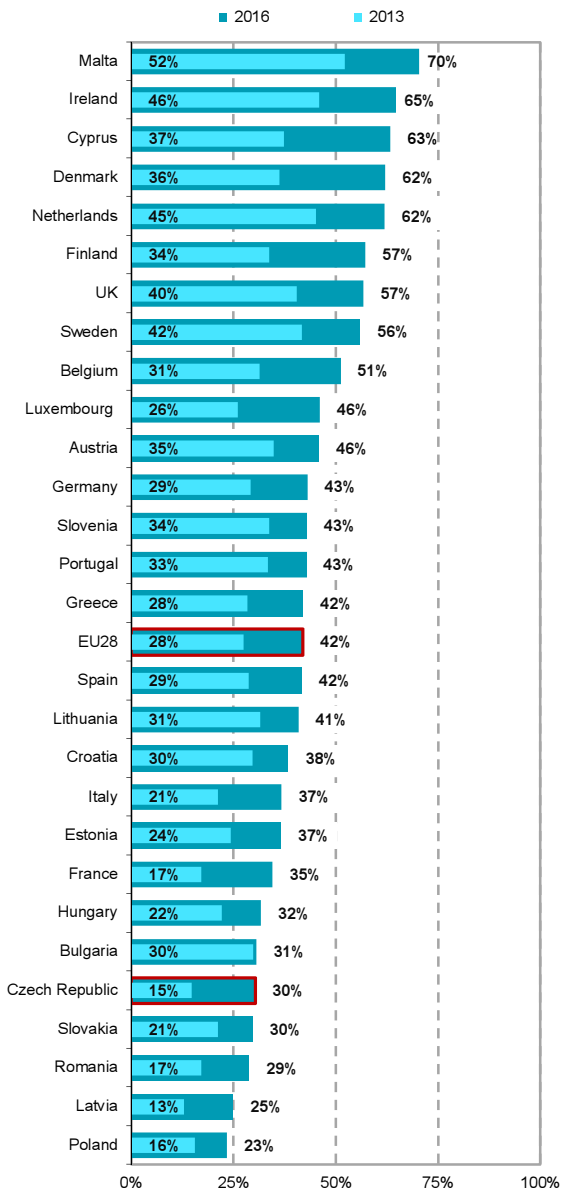
- Wiki based knowledge sharing tools (e.g. Wikipedia)
- Enterprise's blog or microblog (e.g. Twitter)
- Multimedia content sharing websites (e.g. You Tube or Flickr)
- Social networks (e.g. Facebook or LinkedIn)



Source: Czech Statistical Office, Survey on ICT usage in enterprises

D Enterprises

Figure D17 Enterprises in EU countries using the Internet for participating in social networks (have a user profile/ an account on *Facebook* or *LinkedIn*)



as a percentage of all enterprises with 10+ employees in a given country

Source: Eurostat, 2016

D Enterprises

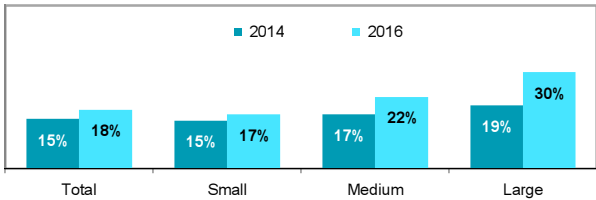
Tab. D7 Enterprises in the Czech Republic using paid cloud computing services; 2016

%

	Total	by type of server	
		shared	exclusively reserved
Total (10+ employees)	18,0	13,6	7,0
Small enterprises (10-49)	16,6	12,5	6,2
Medium enterprises (50-249)	21,9	17,4	8,7
Large enterprises (250+)	29,5	20,6	15,8
Industry (NACE category):			
Manufacturing	14,7	10,5	5,9
Electricity, gas and water supply	13,5	12,7	3,7
Construction	16,9	14,3	3,7
Sale and repair of motor vehicles	18,3	14,1	6,3
Wholesale trade	25,6	19,3	10,0
Retail trade	15,9	10,7	6,9
Transport and storage	13,6	10,5	5,4
Accommodation	13,9	11,3	6,3
Food and beverage services	9,1	4,8	5,0
Travel agency and related activities	34,2	29,2	11,0
Media industries incl. publishing activities	34,1	28,1	16,3
Telecommunications	24,5	18,8	12,2
Computer programming and related act.	45,4	35,6	23,1
Real estate activities	17,0	15,7	5,7
Professional, scientific and technical act.	23,8	18,5	9,6
Administrative and support activities	20,9	15,5	9,1

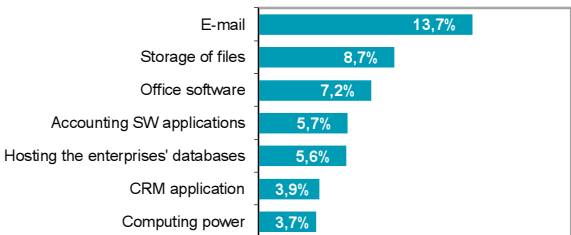
as a percentage of all enterprises with 10+ employees in a given group

Figure D18 Enterprises using paid cloud computing services



as a percentage of all enterprises in a given size class

Figure D19 Enterprises using paid cloud computing by type of service; 2016

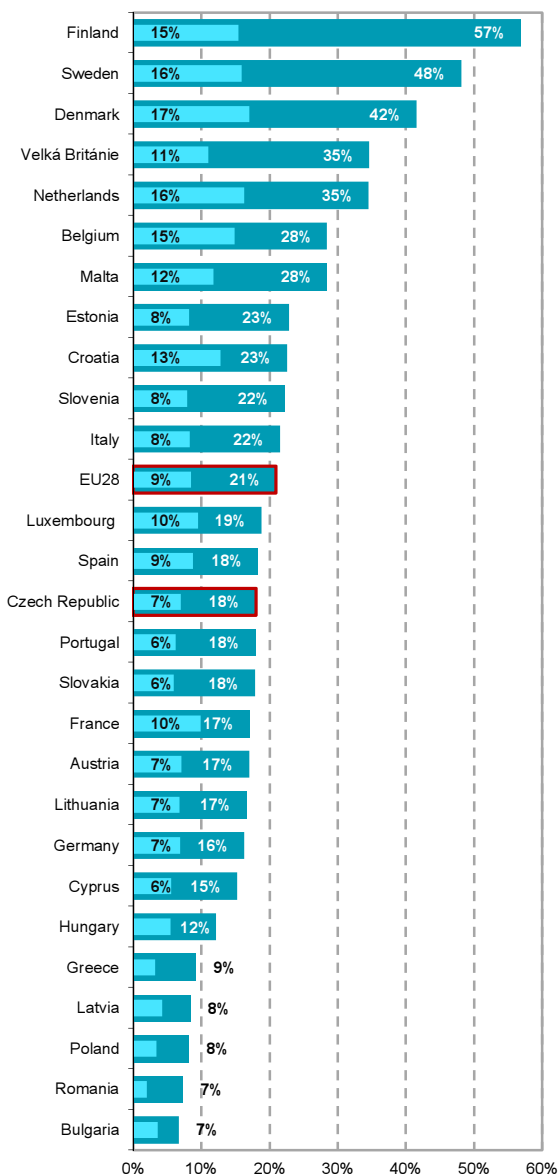


Source: Czech Statistical Office, Survey on ICT usage in enterprises

D Enterprises

Figure D20 Enterprises in EU countries using paid cloud computing services; 2016

■ Total ■ from servers of service providers exclusively reserved for enterprises



as a percentage of all enterprises with 10+ employees in a given country

Source: Eurostat, 2016

D Enterprises

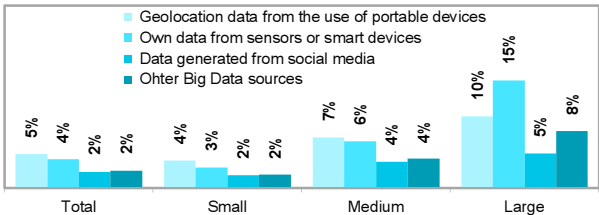
Tab. D8 Enterprises in the Czech Rep. analysing Big data; 2015

%

	Total	from data sources:	
		Geolocation data from the use of portable devices	Data generated from social media
Total (10+ employees)	8,5	4,6	2,2
Small enterprises (10-49)	6,7	3,8	1,7
Medium enterprises (50-249)	13,5	6,9	3,6
Large enterprises (250+)	22,0	9,8	4,7
Industry (NACE category):			
Manufacturing	6,7	2,8	1,1
Electricity, gas and water supply	12,3	6,1	0,0
Construction	9,0	7,2	0,5
Sale and repair of motor vehicles	6,1	5,1	2,4
Wholesale trade	8,7	4,4	3,6
Retail trade	8,0	1,2	4,4
Transport and storage	14,1	13,1	1,3
Accommodation	4,4	2,2	2,7
Food and beverage services	3,0	0,7	2,5
Travel agency and related activities	10,7	2,6	8,6
Media industries incl. publishing activities	17,5	4,3	10,4
Telecommunications	20,1	8,5	7,7
Computer programming and related act.	20,2	6,3	7,3
Real estate activities	5,5	0,4	2,4
Professional, scientific and technical act.	11,0	4,3	3,4
Administrative and support activities	8,0	6,9	2,2

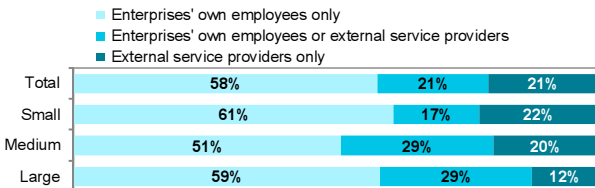
as a percentage of all enterprises with 10+ employees in a given group

Figure D21 Data sources used for Big Data analysis; 2015



as a percentage of all enterprises in a given size class

Graf D22 Who* performed enterprises' Big Data analysis; 2015

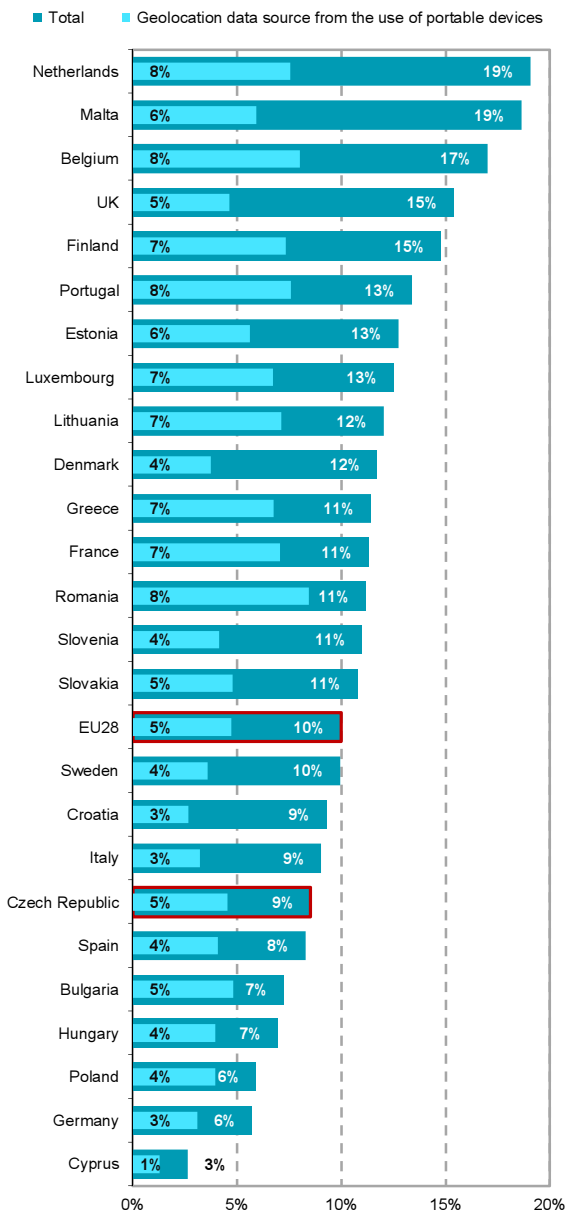


*as a percentage of all enterprises (10+) analysing Big Data in a given group

Source: Czech Statistical Office, Survey on ICT usage in enterprises

D Enterprises

Figure D23 Enterprises in EU countries analysing Big data; 2015



as a percentage of all enterprises with 10+ employees in a given country

Source: Eurostat, 2016

D Enterprises

Tab. D9 Enterprises in the Czech Republic paying to advertise on the Internet; 2016

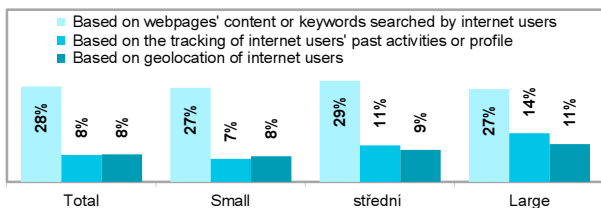
%

	Total	targeted advertising methods:	
		Contextual advertising*	Based on geolocation of internet users
Total (10+ employees)	31,2	27,7	8,0
Small enterprises (10-49)	30,6	27,3	7,5
Medium enterprises (50-249)	33,9	29,4	9,3
Large enterprises (250+)	32,3	26,9	10,9
Industry (NACE category):			
Manufacturing	28,2	25,3	5,0
Electricity, gas and water supply	23,8	21,9	4,2
Construction	25,2	22,3	7,6
Sale and repair of motor vehicles	52,0	46,8	16,5
Wholesale trade	46,2	41,5	11,5
Retail trade	32,3	30,4	9,6
Transport and storage	14,8	13,8	3,3
Accommodation	56,2	49,6	24,2
Food and beverage services	27,5	22,0	7,1
Travel agency and related activities	57,5	55,2	23,8
Media industries incl. publishing act.	59,0	51,1	21,9
Telecommunications	46,9	37,1	25,8
Computer programming and relat. act.	40,2	35,2	12,0
Real estate activities	28,4	24,1	6,8
Professional, scientific and tech. act.	27,7	23,8	7,9
Administrative and support activities	34,2	27,7	10,0

as a percentage of all enterprises with 10+ employees in a given group

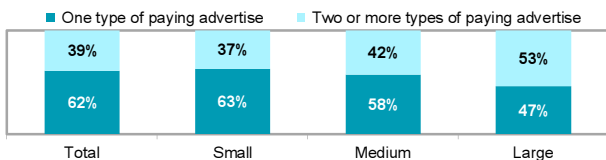
* Based on webpages' content or keywords searched by internet users

Figure D24 Targeted advertising methods used by enterprises; 2016



as a percentage of all enterprises in a given size class

Figure D25 Enterprises paying to advertise on the Internet**; 2016

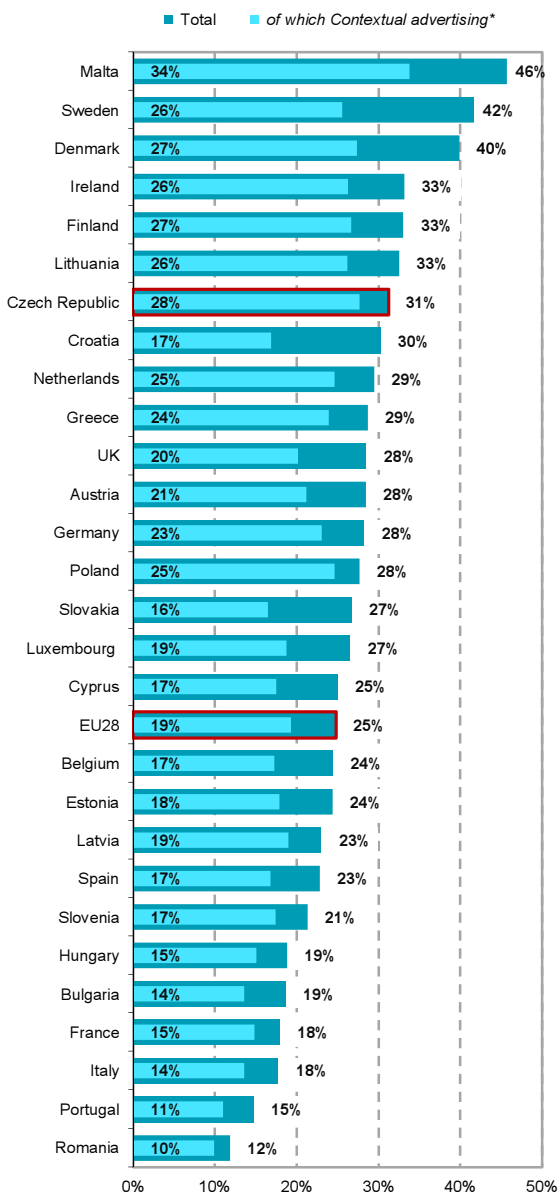


** as a percentage of all enterprises paying to advertise on the Internet

Source: Czech Statistical Office, Survey on ICT usage in enterprises

D Enterprises

Figure D26 Enterprises in EU countries paying to advertise on the Internet; 2016



* Based on webpages' content or keywords searched by internet users as a percentage of all enterprises with 10+ employees in a given country

Source: Eurostat, 2016

D Enterprises

Tab. D10 Employees in the Czech Rep. using ICT at work; 2016

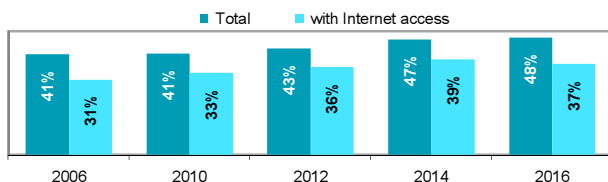
%

	Computer	Internet	Portable or mobile device*
Total (10+ employees)	47,6	36,9	19,3
Small enterprises (10-49)	47,3	44,2	26,4
Medium enterprises (50-249)	50,3	34,8	16,9
Large enterprises (250+)	45,9	35,0	17,7
Industry (NACE category):			
Manufacturing	46,4	29,1	14,1
Electricity, gas and water supply	51,2	45,1	22,1
Construction	42,6	41,8	26,0
Sale and repair of motor vehicles	67,7	64,7	29,6
Wholesale trade	65,7	62,3	34,9
Retail trade	47,7	33,8	10,6
Transport and storage	39,2	29,1	13,8
Accommodation	37,8	34,4	12,1
Food and beverage services	28,3	25,6	9,6
Travel agency and related activities	70,9	70,2	30,0
Media industries incl. publishing act.	81,5	80,0	46,7
Telecommunications	86,7	86,4	77,7
Computer programming and related act.	88,2	87,9	68,1
Real estate activities	49,6	48,6	24,3
Professional, scientific and technical act.	78,0	75,3	45,0
Administrative and support activities	18,4	16,3	9,0

* laptop, tablet, smartphone etc.

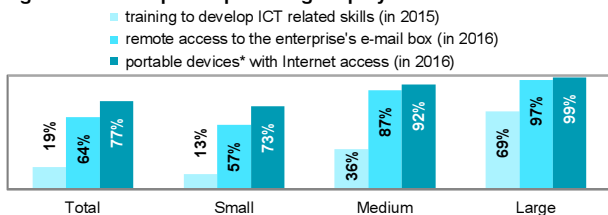
as a percentage of all employees in enterprises with 10+ employees of a given group

Figure D27 Employees using a computer at work



as a percentage of all employees in enterprises with 10+ employees

Figure D28 Enterprises providing employees with:



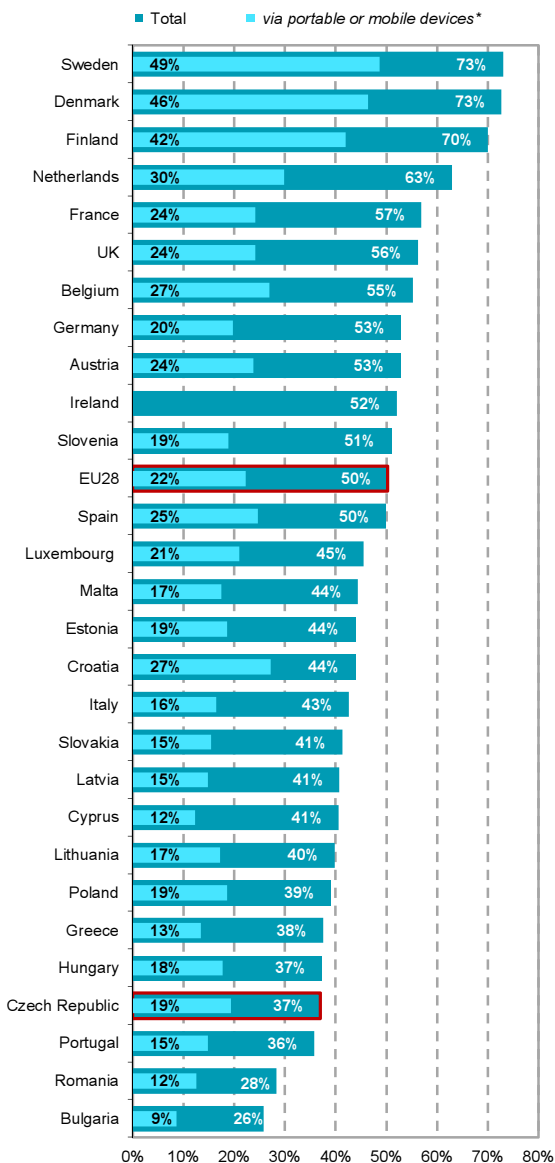
* laptop, tablet, smartphone etc.

as a percentage of all enterprises in a given size class

Source: Czech Statistical Office, Survey on ICT usage in enterprises

D Enterprises

Figure D29 Employees in EU countries using at work the Internet; 2016



* laptop, tablet, smartphone etc.

as a percentage of all employees in enterprises with 10+ employees of a given country

D Enterprises

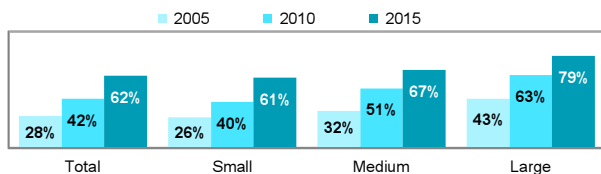
Tab. D11 Value of enterprises' purchases in the Czech Republic from conducting e-Commerce; 2015

		%	
	Total	via EDI* messages	via a website
Total (10+ employees)	42,4	26,9	15,4
Small enterprises (10-49)	21,6	8,1	13,5
Medium enterprises (50-249)	39,3	21,4	17,9
Large enterprises (250+)	49,6	34,9	14,6
Industry (NACE category):			
Manufacturing	40,7	24,6	16,1
Electricity, gas and water supply	65,6	55,3	10,3
Construction	12,4	4,8	7,6
Sale and repair of motor vehicles	58,8	42,1	16,7
Wholesale trade	41,4	21,8	19,6
Retail trade	45,2	36,0	9,3
Transport and storage	27,1	7,5	19,6
Accommodation	23,0	6,7	16,2
Food and beverage services	22,3	12,2	10,1
Travel agency and related activities	36,6	16,6	20,0
Media industries incl. publishing activities	28,5	2,8	25,7
Telecommunications	78,0	63,2	14,8
Computer programming and related activities	55,1	26,2	28,8
Real estate activities	30,1	2,4	27,7
Professional, scientific and technical activities	22,5	7,8	14,8
Administrative and support activities	25,1	10,8	14,3

as a percentage of the total purchases' value of enterprises in a given group

* Electronic transmission of messages suitable for automated processing, i.e. using EDI, XML for business-to-business e-Commerce.

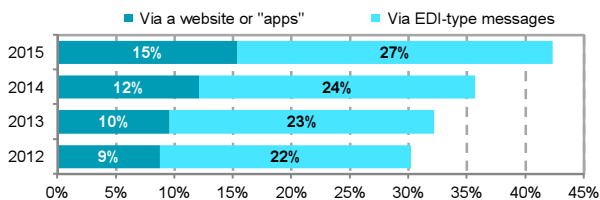
Figure D30 Enterprises purchasing via electronic networks*



* Includes any enterprises that during the reference year placed at least one electronic order over the Internet or other computer network via a website (on-line store/web shop/apps) or via EDI-type message.

as a percentage of all enterprises with 10+ employees in a given size class

Figure D31 Value of enterprises' electronic purchases

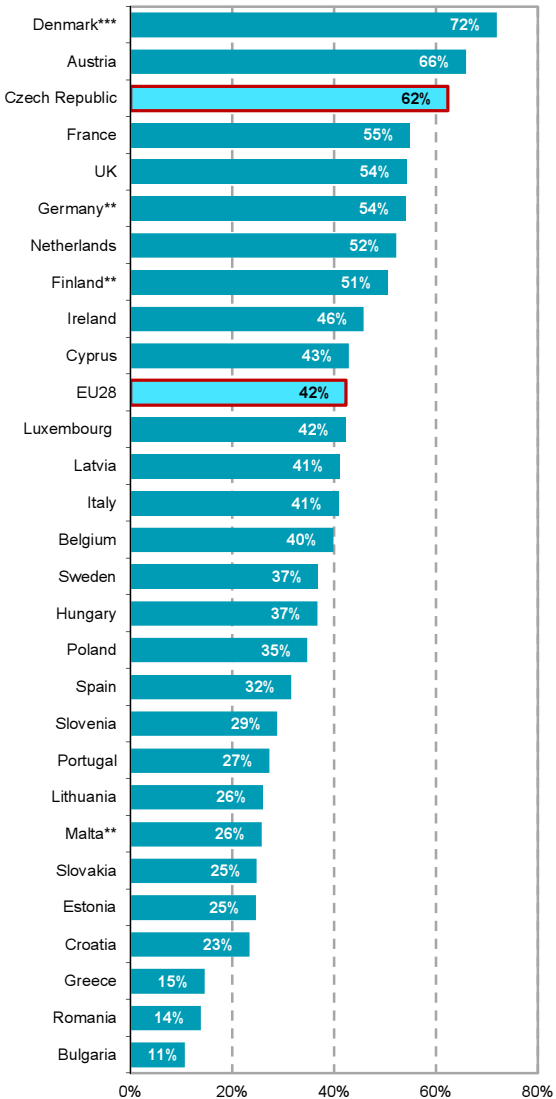


as a percentage of the total purchases' value of enterprises with 10+ employees

Source: Czech Statistical Office, Survey on ICT usage in enterprises

D Enterprises

Figure D32 Enterprises in EU countries purchasing via electronic networks*; 2015



* Includes any enterprises that during the reference year placed at least one electronic order over the Internet or other computer network via a website (on-line store/web shop/apps) or via EDI-type message.

** data for 2014, *** data for 2013

as a percentage of all enterprises with 10+ employees in a given country

Source: Eurostat, 2016

D Enterprises

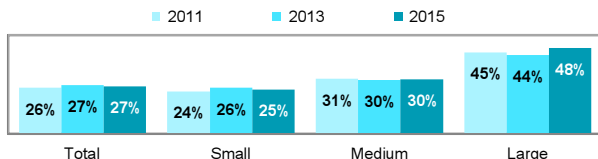
Tab. D12 Value of enterprises' electronic sales in the Czech Republic from conducting e-Commerce; 2015

		%	
	Total	via EDI* messages	via a website
Total (10+ employees)	30,5	23,7	6,9
Small enterprises (10-49)	12,0	6,0	6,0
Medium enterprises (50-249)	26,8	17,5	9,3
Large enterprises (250+)	37,6	31,7	5,9
Industry (NACE category):			
Manufacturing	32,7	30,3	2,4
Electricity, gas and water supply	45,2	43,6	1,6
Construction	2,2	1,2	1,1
Sale and repair of motor vehicles	28,7	17,6	11,1
Wholesale trade	39,0	22,3	16,7
Retail trade	13,5	2,7	10,8
Transport and storage	28,5	16,0	12,5
Accommodation	30,7	8,7	22,0
Food and beverage services	4,6	1,4	3,1
Travel agency and related activities	45,8	14,6	31,2
Media industries incl. publishing activities	27,4	3,5	24,0
Telecommunications	29,8	14,8	15,0
Computer programming and related activities	13,8	4,0	9,7
Real estate activities	8,1	3,8	4,3
Professional, scientific and technical activities	5,8	3,3	2,5
Administrative and support activities	29,9	16,4	13,5

as a percentage of total enterprises' (10+) turnover in a given group

* Electronic transmission of messages suitable for automated processing, i.e. using EDI, XML for business-to-business e-Commerce.

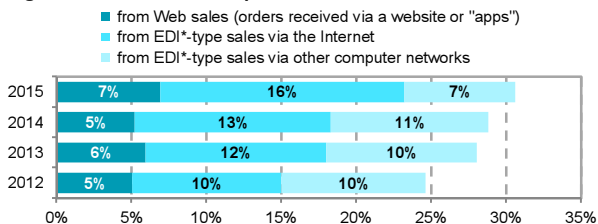
Figure D33 Enterprises selling via electronic networks**



** Includes any enterprises that during the reference year received at least one electronic order over the Internet or other computer network via a website (on-line store/web shop/apps) or via EDI-type message.

as a percentage of all enterprises with 10+ employees in a given size class

Figure D34 Value of enterprises' electronic sales

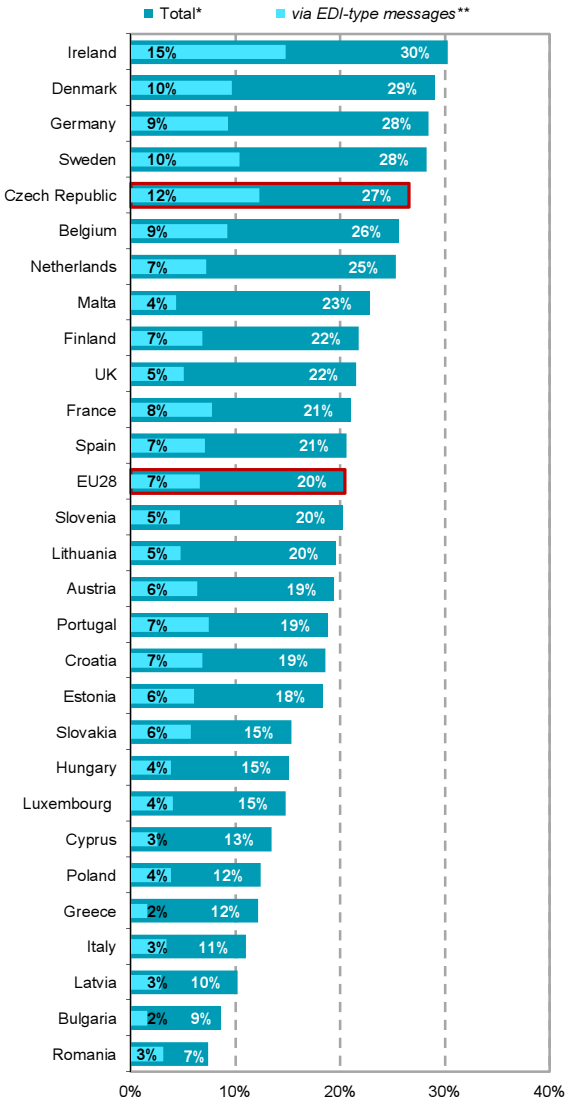


as a percentage of total enterprises' (10+) turnover in the corresponding year

Source: Czech Statistical Office, Survey on ICT usage in enterprises

D Enterprises

Figure D35 Enterprises in EU countries selling via electronic networks; 2015



* Includes any enterprises that during the reference year received at least one electronic order over the Internet or other computer network via a website (on-line store/web shop/apps) or via EDI-type message.

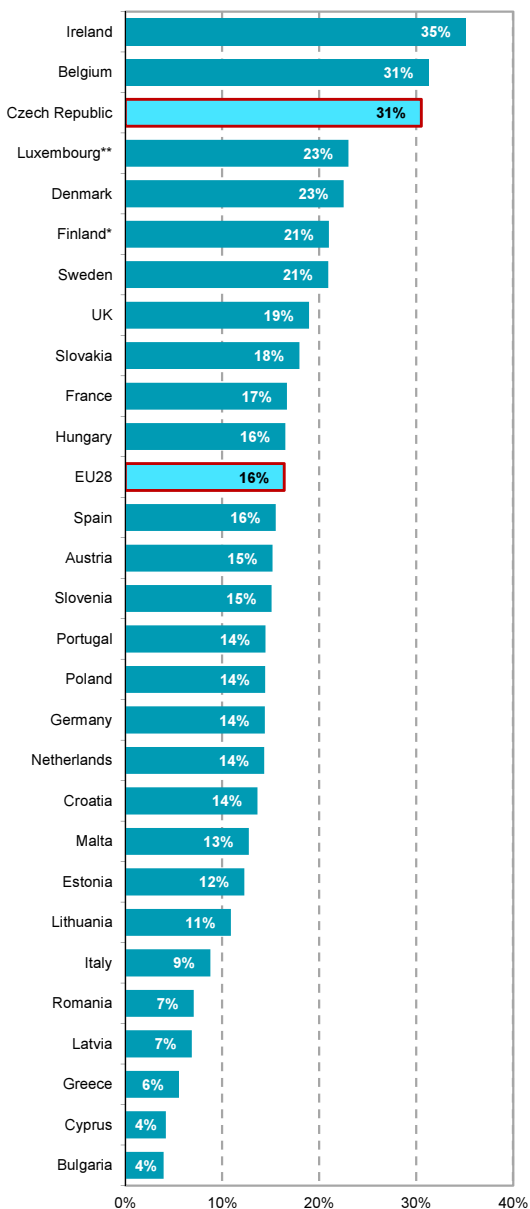
** Electronic transmission of messages suitable for automated processing, i.e. using EDI, XML for business-to-business e-Commerce.

as a percentage of all enterprises with 10+ employees in a given country

Source: Eurostat, 2016

D Enterprises

Figure D36 Total value of electronic sales of enterprises in EU countries - Turnover from e-Commerce; 2015



as a percentage of total enterprises' (10+) turnover in a given country

* data for 2014, ** data for 2013

Source: Eurostat, 2016