

B Households

Since 2002 the Czech Statistical Office (CZSO) has been regularly monitoring the selected ICT in Czech households by an independent annual statistical survey titled: “**Sample Survey on ICT Use in Households and by Individuals.**”

This survey is conducted as an annex to the Labour Force Survey (LFS) using a **Computer Assisted Personal Interviewing (CAPI)** as a collection method. In line with the LFS methodology, the results are weighted on the whole targeted population of the Czech Republic.

Reference period: 2nd quarter of a monitored year

Sample size: 5 000 households

Comparability of data published by the CZSO and Eurostat: The data for the Czech Republic published by Eurostat differ slightly from the data published by the CZSO. This difference is due to the fact that Eurostat includes, as part of the data it publishes, solely households with at least one person aged 16 to 74. As a standard, the CZSO publishes data for all households without age restrictions. *This is reason why the tables in this publication for the Czech Republic give dual values: total and total (16-74).*

Definitions:

- **Households with a computer** involve all households, which at the time of the survey stated, that at least one of the household members had an access to a computer at home. Computer refers here to a desktop or portable (including tablets) computer. *Computers that are not owned by the household but can be at a member's disposal for personal use at home (e.g. notebook from work) are also included.*
- **Households with Internet access** include all households, which at the time of survey stated, that at least one of the household members had access to the Internet at home through any device. ‘Access’ does not refer here to the “connectability” (i.e. can connections be provided in the households’ area), but to whether anyone in the household could use the Internet at home if desired.
- **Broadband connection** includes one of the following Internet access services: xDSL (ADSL etc.) lines, Cable modem (CATV), Fixed wireless connection (FWA, Wi-Fi), Mobile connection, Fibre (FTTx) and other connections that enable a connection 256 or more kbit/s, in one or both directions. *Definitions of respective types of broadband connections are given in explanatory notes to the Chapter A.*

Regional data can be found in chapter 18 of each **Regional yearbook**.

<http://www.czso.cz/eng/edicniplan.nsf/aktual/ep-1#10>

The CZSO's **Household Budget Survey (HBS)** acts as a supplementary source of information about for this chapter. From this source originates data about households with **fixed** and **mobile telephones** and **ICT household expenditures**. *More information on the HBS can be found at:*

http://www.czso.cz/csu/2013edicniplan.nsf/engpubl/3001-13-eng_r_2013

ICT related expenditures are subdivided into two main categories using Classification of individual consumption according to purpose (**COICOP**):

- **ICT services (telecommunication) expenditures:**
 - Fixed phone services (08.3.0.1)
 - Mobile phone services (08.3.0.2)
 - Internet connection services (08.3.0.3)
- **ICT equipment expenditures:**
 - Telephone equipment (08.2)
 - Information processing equipment (09.1.3)

The **Eurostat** online database for **Information society statistics** together with results from the Eurobarometer 362 **E-Communications Household Survey** were used for the international comparison.

Further information on ICT in households can be found at:

http://www.czso.cz/csu/redakce.nsf/i/domacnosti_a_jednotlivci

http://www.czso.cz/eng/redakce.nsf/i/households_expenditures_on_ict

B Households

Tab. B1 Households with a fixed telephone in the CR

%

	2010	2011	2012
Total	24,2	23,4	21,8
Household type:			
Households without children	27,2	26,4	25,1
Households with children	18,7	18,0	15,5
Economic status of the head of household:			
Employee	18,8	17,5	16,5
Self-employed	25,2	25,2	23,7
Unemployed	15,3	16,6	10,0
Pensioner	34,0	33,3	30,6
Age of the head of household:			
Till 29 years	4,1	1,7	3,7
30 - 39 years	10,0	9,0	7,4
40 - 49 years	20,6	21,6	18,9
50 - 59 years	25,7	23,0	20,8
60 - 69 years	28,1	28,6	28,5
70 and more years	42,5	40,9	36,4

as a percentage of all households in a given group

Figure B1 Households with a fixed telephone line

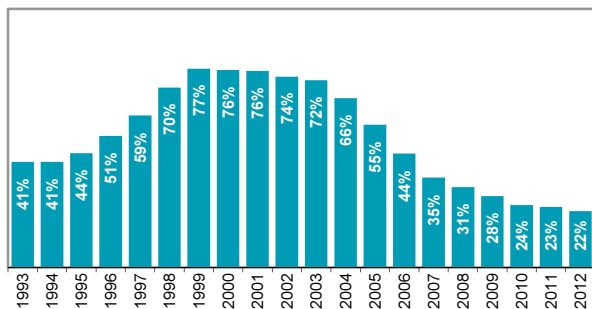
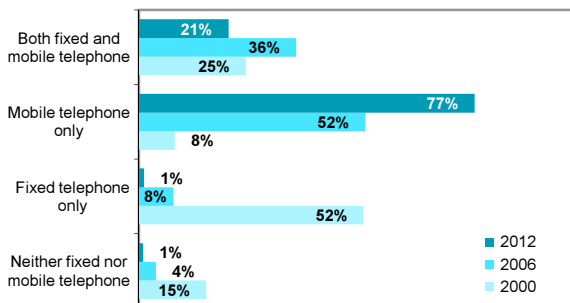


Figure B2 Households with fixed and mobile telephone

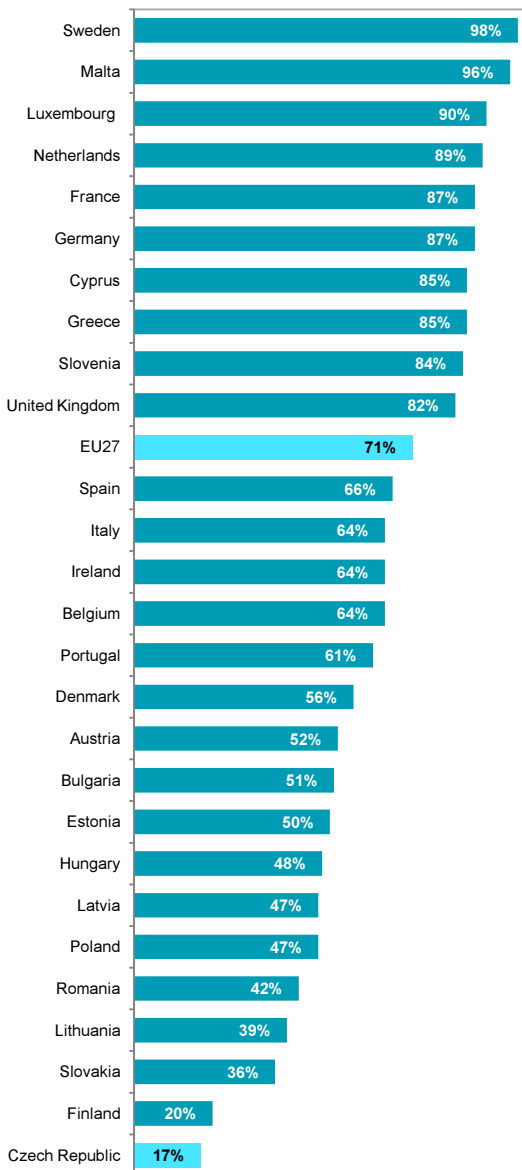


as a percentage of all households

Source: Czech Statistical Office, Household Budget Survey

B Households

Figure B3 Households with a fixed telephone line; 2011



as a percentage of all households

Source: E-Communications Household Survey, Eurobarometer

B Households

Tab. B2 Households with a mobile phone in the Czech Republic

%

	2010	2011	2012
Total	96,8	97,4	97,8
Own (in households ownership)	95,6	96,2	97,0
Business (from work)	10,2	10,2	10,6
Household type:			
Households without children	93,9	94,9	95,7
Households with children	98,8	98,6	99,2
Economic status of the head of household:			
Employee	98,0	97,8	98,5
Self-employed	94,4	95,4	96,5
Unemployed	94,4	94,8	96,5
Pensioner	91,6	93,8	94,3
Age of the head of household:			
Till 29 years	98,6	98,0	99,3
30 - 39 years	98,3	97,7	98,5
40 - 49 years	97,1	98,2	98,6
50 - 59 years	97,0	96,2	97,4
60 - 69 years	95,1	95,8	96,3
70 and more years	89,2	92,4	93,5

as a percentage of all households in a given group

Figure B4 Households with a mobile phone (% of households)

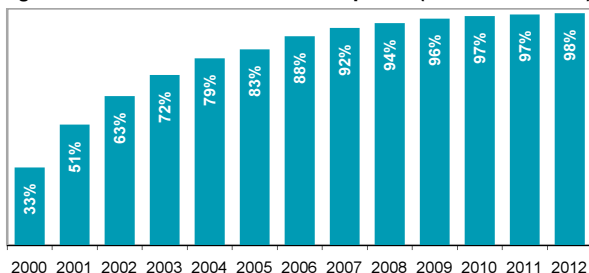
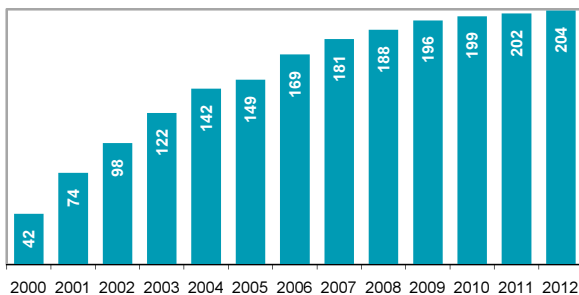


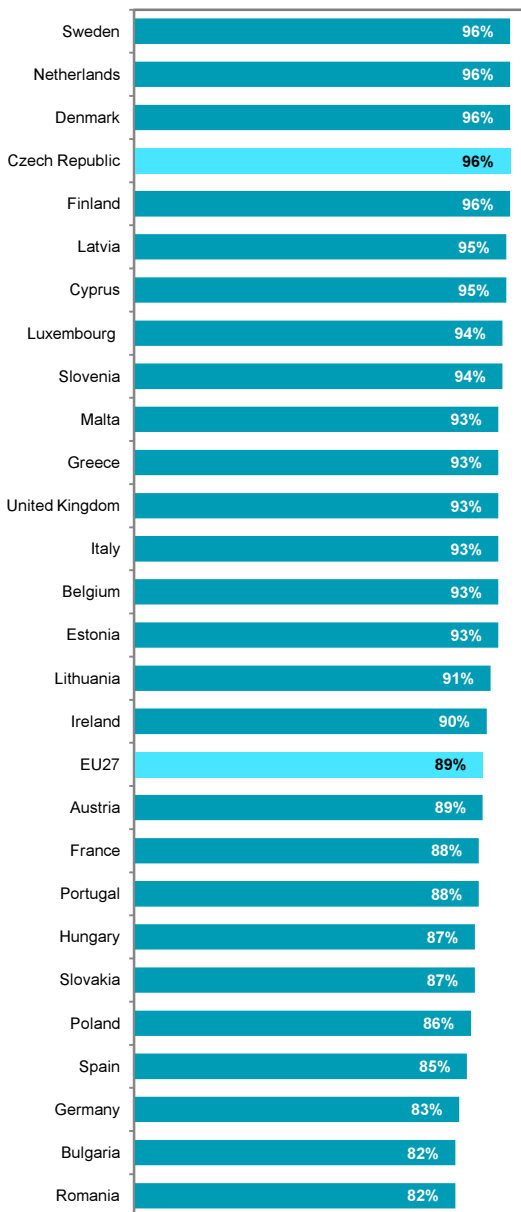
Figure B5 Mobile phones owned by households (count per 100 households)



Source: Czech Statistical Office, Household Budget Survey

B Households

Figure B6 Households with a mobile phone; 2011



as a percentage of all households

Source: E-Communications Household Survey, Eurobarometer

B Households

Tab. B3 Households with a computer in the Czech Republic

	%		
	2011	2012	2013
Total	64,8	67,3	68,1
Total (16–74 years)	70,3	72,5	73,9
Household type:			
Households without children	56,3	58,5	58,8
Households with children	86,8	91,1	92,3
Income of household:			
the lowest income (first quartile)	26,5	26,2	30,4
second quartile	50,3	52,8	52,4
third quartile	80,4	86,0	87,6
the highest income (fourth quartile)	93,7	94,8	95,5

as a percentage of all households in a given group

Figure B7 Households with a computer

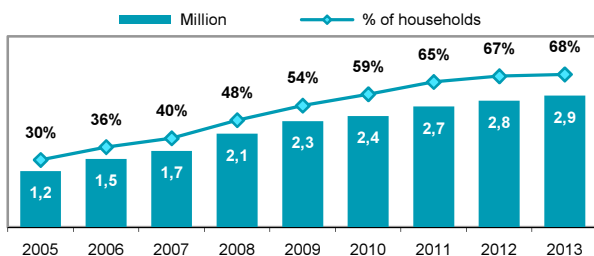
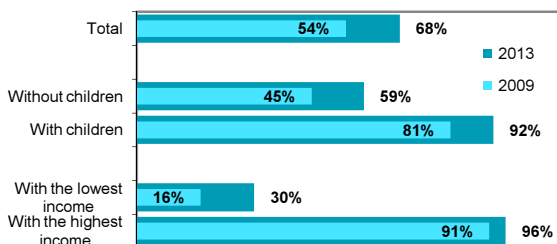
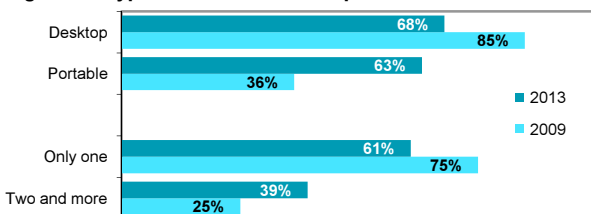


Figure B8 Households with a computer by type of household



as a percentage of all households in a given group

Figure B9 Type and number of computers used in households

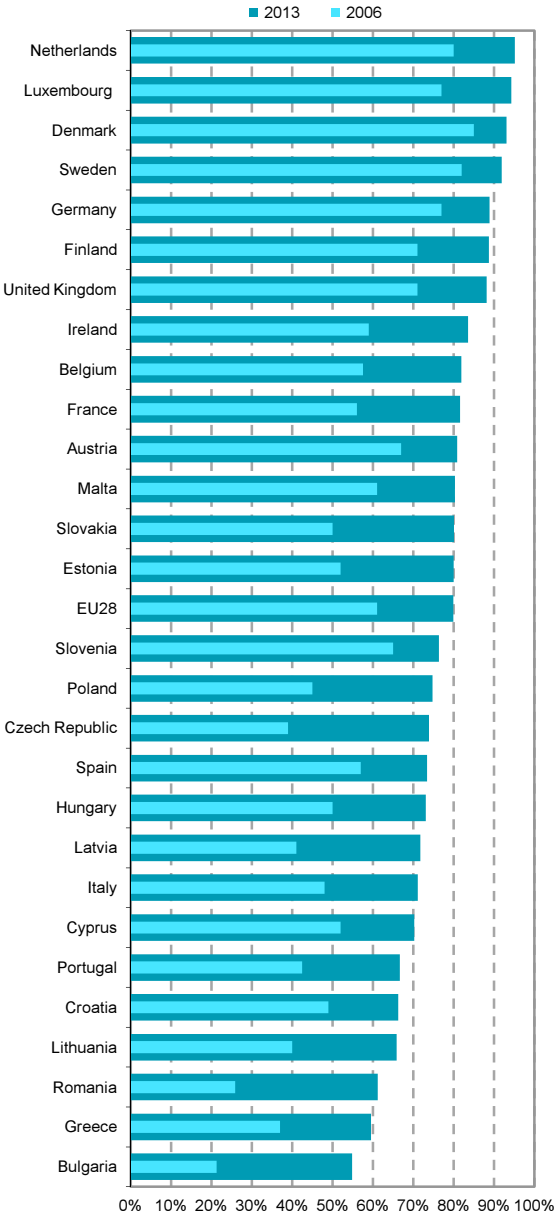


as a percentage of all households with a computer at home

Source: Czech Statistical Office, Household Survey on ICT Use

B Households

Figure B10 Households with a computer



as a percentage of all households with at least one member aged 16 to 74

Source: Eurostat 2014

B Households

Tab. B4 Households with Internet access in the Czech Republic

	2011	2012	2013
Total	61,7	65,4	67,0
Total (16–74 years)	66,6	70,6	72,6
Household type:			
Households without children	53,1	56,5	57,4
Households with children	84,2	89,6	91,5
Income of household:			
the lowest income (first quartile)	23,7	23,6	29,0
second quartile	46,3	49,7	50,5
third quartile	77,0	84,7	86,4
the highest income (fourth quartile)	92,2	93,9	94,9

as a percentage of all households in a given group

Figure B11 Households with Internet access

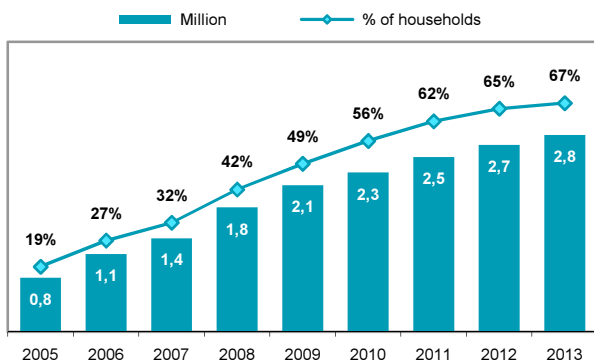
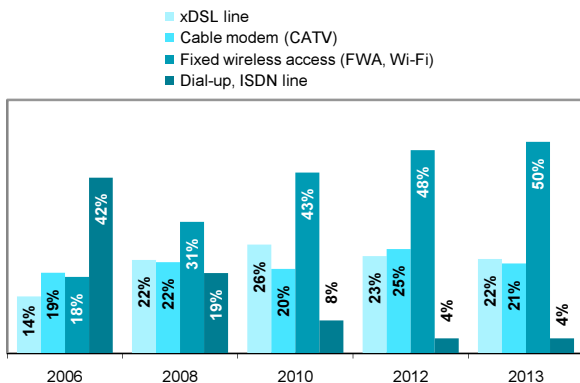


Figure B12 Type of internet connection(s) used by households

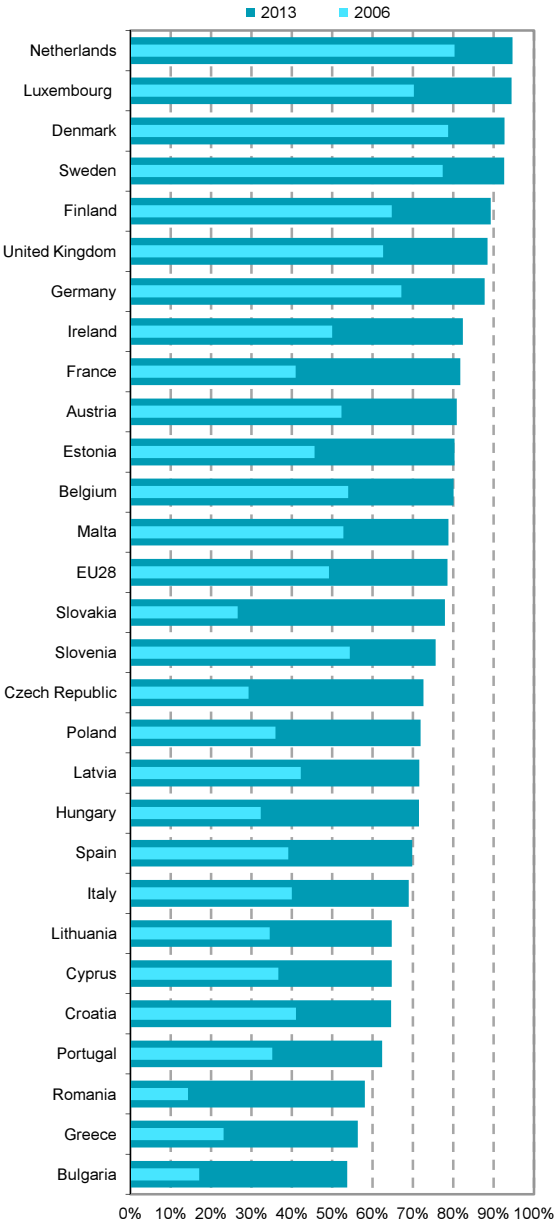


as a percentage of households with Internet access

Source: Czech Statistical Office, Household Survey on ICT Use

B Households

Figure B13 Households with Internet access



as a percentage of all households with at least one member aged 16 to 74

Source: Eurostat 2014

B Households

Tab. B5 Households expenditure on ICT in the Czech Republic

Averages per household member		CZK per year		
		2010	2011	2012
Total		7 062	6 731	6 511
ICT equipment		2 091	1 774	1 556
ICT services		4 971	4 957	4 955
Income of household:				
With the lowest income (lowest decile)		4 347	3 939	4 318
With the highest income (highest decile)		11 880	10 837	10 148

Figure B14 Household expenditure on ICT

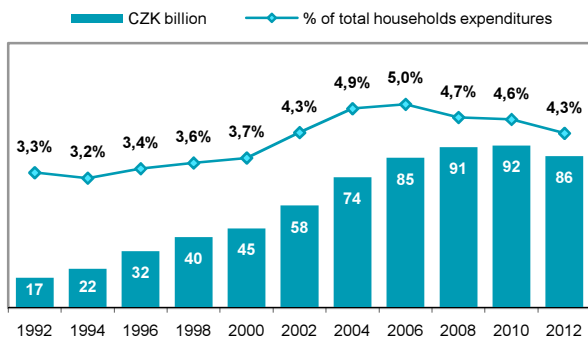


Figure B15 Household expenditure on ICT by type of product

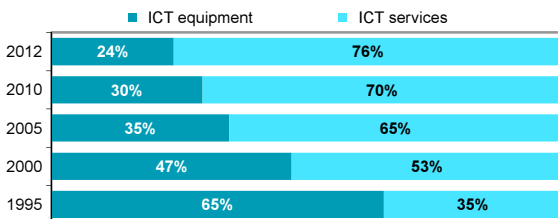
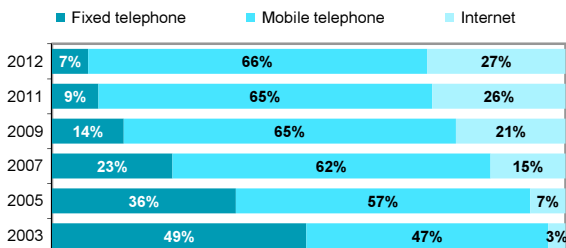


Figure B16 Household expenditure on ICT services by type of service



Source: Czech Statistical Office, Household Budget Survey