

## ANALYSIS

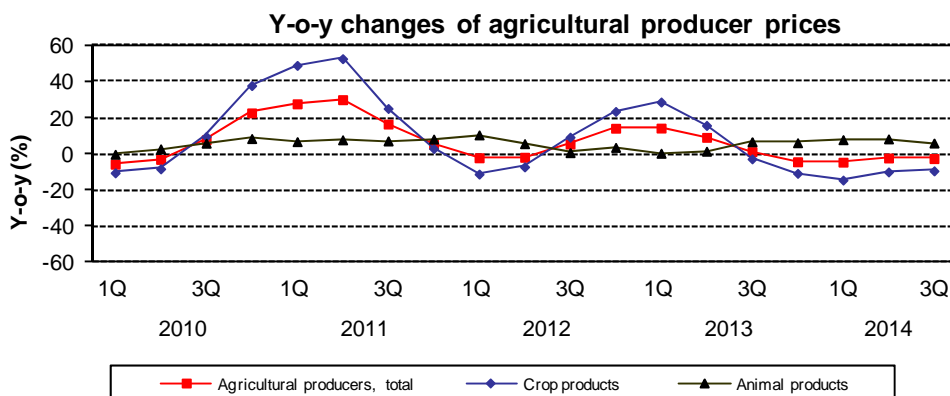
16 October 2014

### PRODUCER PRICE INDICES IN 3<sup>RD</sup> QUARTER OF 2014

Compared to Q2 2014, agricultural producer prices fell by 6.2% in Q3 2014. In comparison to Q2 2014, prices of market services went down by 0.6% in Q3 2014. In Q3 2014, industrial producer prices increased by 0.2% in compared to the previous quarter. According to an estimate, construction work prices were higher by 0.1%. Prices of agricultural producers and industrial producer prices in Q3 2014 compared to Q3 2013 were both lower by 2.4% and 0.1%, respectively. According to an estimate, construction work prices in Q3 2014 compared to the corresponding period of 2013 were higher by 0.5%. In Q3 2014, prices of market services grew by 1.2% in total compared to Q3 2013.

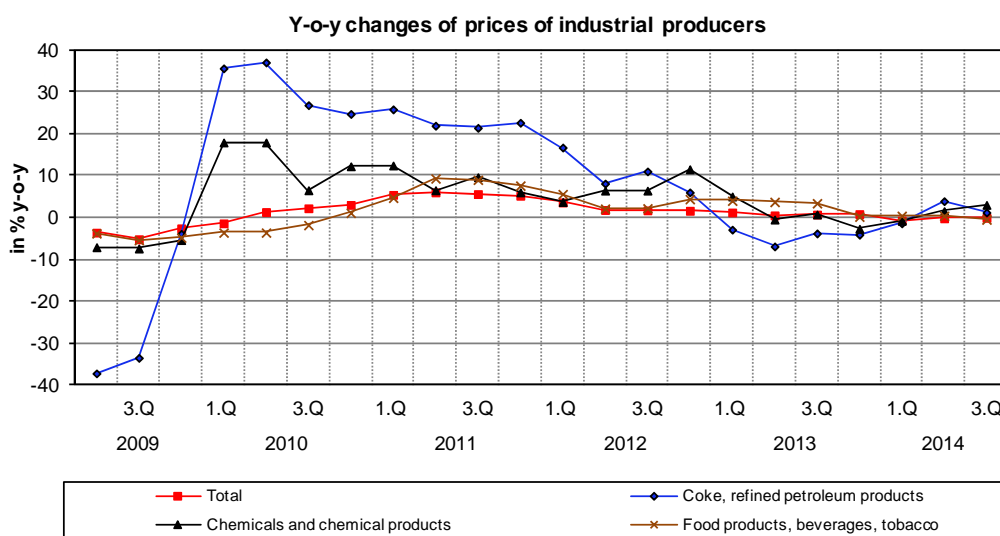
Compared to Q2 2014, agricultural producer prices went down by 6.2% in Q3 2014. Prices of fresh vegetables (-16.5%), fruit (-11.8%), cereals (-8.1%) and oil plants (-14.7%) decreased. Among animal products price increases were recorded in pigs for slaughter (+6.7%), poultry (+0.6%) and cattle for slaughter (+0.5%). Prices of milk (-3.0%) and eggs (-7.7%) went down.

Prices of agricultural producers in Q3 2014 compared to Q3 2013 were lower by 2.4%. Prices of crop products fell by 9.2%. Animal products increased (+6.1%). Lower prices in crop products were mainly affected by prices of potatoes (-35.2%), cereals (-8.0%), oil plants (-7.9%), fresh vegetables (-16.4%) and fruit (-14.3%). Prices of animal products were higher due to price growth of milk (+12.8%), eggs (+8.1%) and pigs for slaughter (+1.5%). On the decrease were prices of poultry (-2.3%).



## ANALYSIS

In comparison with Q2 2014, prices of **industrial producers** increased by 0.2% in Q3 2014. Prices went up the most in 'coke, refined petroleum products' and 'chemicals and chemical products' (+1.0% both). Prices went down in 'food products, beverages, tobacco' (-0.3%), 'mining and quarrying' (-0.2%), 'rubber and plastic products, other non-metallic mineral products' (-0.1%).



### Industrial producer price indices (previous quarter = 100)

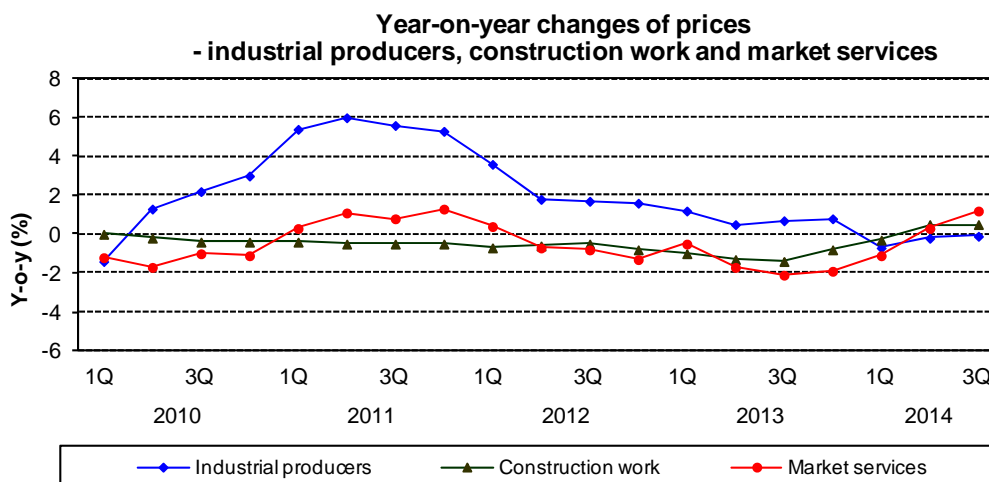
Code	Name	2014			
		Q4	Q1	Q2	Q3
	<b>TOTAL</b>	<b>100,3</b>	<b>99,4</b>	<b>99,9</b>	<b>100,2</b>
<b>B</b>	<b>Mining and quarrying</b>	<b>99,4</b>	<b>98,9</b>	<b>99,1</b>	<b>99,8</b>
<b>C</b>	<b>Manufactured products</b>	<b>100,4</b>	<b>101,3</b>	<b>99,9</b>	<b>100,2</b>
CA	Food products, beverages, tobacco	99,4	100,8	99,6	99,7
CB	Textiles, clothes, leather and leather products	99,9	102,0	100,6	100,0
CC	Wood, wood product, paper, printing	101,2	102,3	100,6	100,1
CD	Coke, refined petroleum products	98,5	101,2	100,5	101,0
CE	Chemicals and chemical products	99,4	102,7	99,9	101,0
CF	Basic pharmaceutical products	98,4	100,2	99,8	100,3
CG	Rubber and plastic prod., other non-metallic min. prod.	101,1	101,0	100,0	99,9
CH	Basic metals, fabricated metal products	100,8	101,8	100,0	100,5
CI	Computer, electronic and optical products	100,9	100,8	99,3	100,4
CJ	Electrical equipments	100,7	100,8	99,1	100,6
CK	Machinery and equipment n.e.c.	100,6	100,5	99,9	100,0
CL	Transport equipment	102,5	101,3	99,9	100,3
CM	Furniture, other manufactured product	100,2	99,8	100,1	100,1
<b>D</b>	<b>Electricity, gas, steam and air conditioning</b>	<b>100,4</b>	<b>91,1</b>	<b>99,8</b>	<b>100,1</b>
<b>E</b>	<b>Water supply, sewerage, waste manag. and rem. serv.</b>	<b>100,0</b>	<b>103,4</b>	<b>100,0</b>	<b>100,0</b>

#### Information Services Unit - Headquarters

Are you interested in the latest data connected with inflation, GDP, population, wages in industry and much more? You can find them on pages of the Czech Statistical Office on the Internet: [www.czso.cz](http://www.czso.cz)  
tel: +420 274 052 304, +420 274 052 425, e-mail: [infoservis@czso.cz](mailto:infoservis@czso.cz)

## ANALYSIS

Prices of **industrial producers** decreased by 0.1% in **Q3 2014 y-o-y** (-0.2% in Q2 2014). Prices went down in 'electricity, gas, steam and air conditioning' (-8.7%) and 'mining and quarrying' (-2.8%) and 'basic pharmaceutical products' (-1.3%). Prices were lower in 'food products, beverages, tobacco' (-0.5%). Prices rose the most in 'wood, wood products, paper, printing' (+4.3%), 'transport equipment' (+4.2%) and 'basic metals, fabricated metal products' (+3.1%). Prices increased in 'chemicals and chemical products' (+3.0%) and 'coke, refined petroleum products' (+1.2%).



According to an estimate, **construction work** prices in **Q3 2014** compared to **Q2 2014** (after specification) were higher by 0.1%; prices of construction material input increased by 0.3%.

According to an estimate, **construction work** prices in **Q3 2014** compared to the **corresponding period of 2013** (after specification) increased by 0.5%, prices of construction material input grew by 1.5%.

**In comparison to Q2 2014**, prices of **market services** decreased by 0.6% in **Q3 2014**. Lower were especially prices of 'advertising and market research services' (-10.0%). Increasing were prices in 'financial services, except insurance and pension funding' (+2.8%), prices of 'architectural and engineering services' (+0.8%) and prices of 'land transport services and transport services via pipelines' (+0.2%). Prices of market services excluding advertising services were higher by 0.3%.

**In Q3 2014**, prices of **market services** grew by 1.2% in total compared to **Q3 2013**. Price increases were recorded for 'postal and courier services' (+3.0%), 'financial services, except insurance and pension funding' (+5.8%) and 'insurance services' (+2.7%). Higher prices were also in 'land transport services and transport services via pipelines' (+2.6%) and 'warehousing and support services for transportation' (+1.7%). Prices of 'advertising and market research services' were lower by 3.1%. Prices of market services excluding advertising services grew by 1.5%.

## ANALYSIS

### Industrial producer price indices

Code	Name	Corresponding period of the previous year = 100				
		2014				
		Q2	July	August	September	Q3
	<b>TOTAL</b>	<b>99,8</b>	<b>99,9</b>	<b>100,0</b>	<b>99,7</b>	<b>99,9</b>
<b>B</b>	<b>Mining and quarrying</b>	<b>95,5</b>	<b>97,0</b>	<b>96,4</b>	<b>98,1</b>	<b>97,2</b>
<b>C</b>	<b>Manufactured products</b>	<b>101,8</b>	<b>101,8</b>	<b>102,1</b>	<b>101,5</b>	<b>101,8</b>
CA	Food products, beverages, tobacco	100,4	99,9	99,5	99,2	99,5
CB	Textiles, clothes, leather and leather products	102,3	102,2	102,7	102,5	102,5
CC	Wood, wood product, paper, printing	104,1	104,3	104,3	104,1	104,3
CD	Coke, refined petroleum products	103,9	102,6	100,8	100,0	101,2
CE	Chemicals and chemical products	101,5	104,4	104,0	100,7	103,0
CF	Basic pharmaceutical products	97,9	98,1	98,4	99,7	98,7
CG	Rubber and plastic products, other non-metallic min. products	101,7	101,9	102,1	101,9	101,9
CH	Basic metals, fabricated metal products	102,0	102,2	103,5	103,7	103,1
CI	Computer, electronic and optical products	101,0	100,9	101,8	101,8	101,5
CJ	Electrical equipments	99,3	100,4	101,7	101,7	101,2
CK	Machinery and equipment n.e.c.	100,8	100,6	101,1	101,1	101,0
CL	Transport equipment	103,8	103,7	104,9	104,0	104,2
CM	Furniture, other manufactured products	100,2	100,2	100,3	100,2	100,2
<b>D</b>	<b>Electricity, gas, steam and air conditioning</b>	<b>91,4</b>	<b>91,3</b>	<b>91,4</b>	<b>91,4</b>	<b>91,3</b>
<b>E</b>	<b>Water supply, sewerage, waste manag. and remediation serv.</b>	<b>103,4</b>	<b>103,4</b>	<b>103,4</b>	<b>103,4</b>	<b>103,4</b>

*Text not edited for language.*

Contact:

Ing. Miloslav Beranek

E-mail: [miloslav.beranek@czso.cz](mailto:miloslav.beranek@czso.cz)

Phone: (+420) 274 052 665

#### Information Services Unit - Headquarters

Are you interested in the latest data connected with inflation, GDP, population, wages in industry and much more? You can find them on pages of the Czech Statistical Office on the Internet: [www.czso.cz](http://www.czso.cz)

tel: +420 274 052 304, +420 274 052 425, e-mail: [infoservis@czso.cz](mailto:infoservis@czso.cz)