

The Czech Statistical Office (CZSO) has been collecting data **on the adoption and use of information technologies in health care** since 2003. The main source for measuring the development of eHealth in the Czech Republic is a short module related to **ICT usage in the health-care facilities** conducted by the CZSO in cooperation with the Institute of Health Information and Statistics of the Czech Republic (IHIS). This module has been conducted annually as a part of a mandatory yearly statement on employers, employees and other contracted workers.

### Notes:

**Reference period:** End of the monitored year for ICT equipment of health establishments and entire reference year for internet activities undertaken by independent physicians.

**Target facilities:** Practices of independent physicians who answered the electronic questionnaire.

**Available breakdowns:** Data on the use of information and communication technologies by independent physicians are available by the type of practice.

### Definitions:

- **Special doctor's practices** – include offices such as dermatologists, urologists, ophthalmologists etc.
- **On-line consultation** offers the possibility to ask health-related questions, which the health establishment answers by e-mail or may publish the response on its website.
- **Online appointment system** offers the possibility to make appointments through the health establishment's website, using online form (**e-mail is not included**).
- **The Internet user** – any person who used the Internet at least once **in the last three months** preceding the interview **anywhere** (at home, at work, at school etc.) and **for whatever reason** (e.g. browsing of websites, downloading of files, using emails, private or work reasons) **and using any devices** (desktop computers, laptops, tablets or smartphones).
- **Using the Internet for looking for health related information** - seeking information about diseases, treatment, diagnosis, prevention, healthy nutrition etc. on the Internet (at least once in the last 3 months and for personal use only).
- **Storing of medical patient data on a computer or via the Internet** - electronic medical documentation stored in a computer of physician or via the Internet which enables healthcare providers and professionals to exchange medical patient data.

Detailed regional breakdown data on ICT in health establishments can be found in chapter 18 of each **Regional yearbook**.

<https://www.czso.cz/csu/czso/regional-yearbooks>

Data for international comparison of general practitioners comes from The **European Commission** online database. For more information see:

<http://ec.europa.eu/digital-agenda/en/scoreboard>

Information about **individuals** using Internet in relation to health is available from the annual statistical survey conducted by the CZSO titled: **“Sample Survey on ICT Use in Households and by Individuals”**. For more information see **Chapter C** of this publication.

The **Eurostat** online database for **Information society statistics** has been used for the international comparison. *Data from this database were extracted in March 2017.* For more information see:

<http://ec.europa.eu/eurostat/web/information-society> and  
<http://ec.europa.eu/eurostat/web/information-society/methodology>

**Further information on eHealth statistics can be found at:**

<https://www.czso.cz/csu/czso/information-technologies-in-the-czech-health-sector>

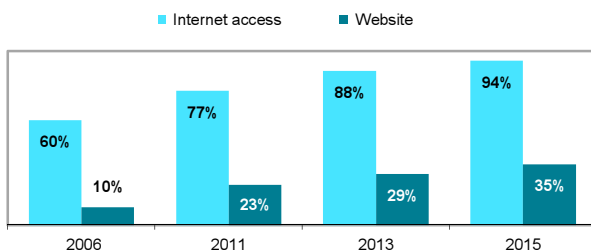
**Tab. G1 Selected ICTs used by independent physicians; 2015**

%

	Computer	Internet	Website
<b>Total</b>	<b>96,8</b>	<b>94,4</b>	<b>34,8</b>
General practitioners (GP) for adults	97,2	95,4	33,5
General practitioners (GP) for children	96,8	96,4	50,7
Dentists	96,4	93,3	20,9
Gynecologists	97,8	96,9	55,9
Specialists	96,6	93,6	38,6

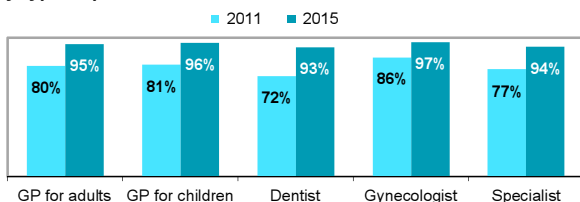
as a percentage of all independent physicians of a given practice

**Figure G1 Independent physicians with Internet access and with a Website**

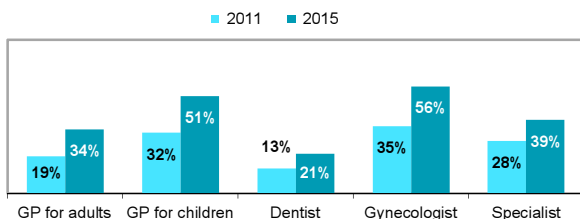


as a percentage of all independent physicians

**Figure G2 Independent physicians with Internet access by type of practice**



**Figure G3 Independent physicians with a Website by type of practice**



as a percentage of all independent physicians of a given practice

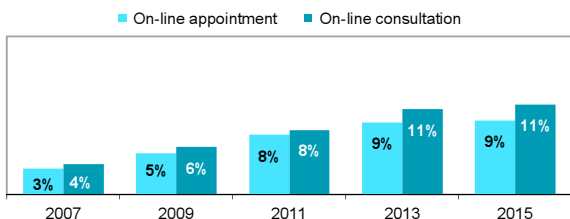
**Tab. G2 Applications for making appointments or consultation on independent physicians' websites in the Czech Rep.; 2015**

%

	On-line appointment	On-line consultation
<b>Total</b>	<b>9,4</b>	<b>11,4</b>
General practitioners (GP) for adults	11,2	10,2
General practitioners (GP) for children	16,1	22,4
Dentists	3,5	4,4
Gynecologists	19,6	27,0
Specialists	9,4	11,9

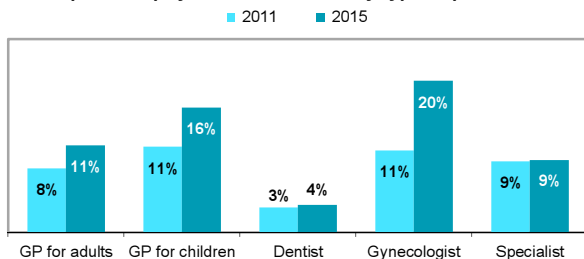
as a percentage of all independent physicians of a given practice

**Figure G4 Applications on independent physicians' websites**

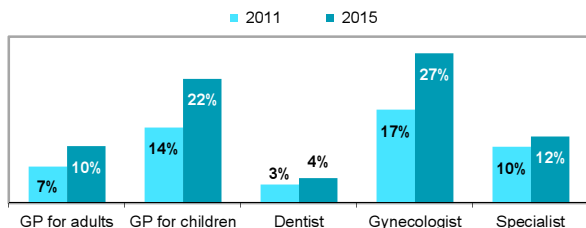


as a percentage of all independent physicians

**Figure G5 Applications for making on-line appointments on independent physicians' websites by type of practice**



**Figure G6 Applications for making on-line consultation on independent physicians' websites by type of practice**



as a percentage of all independent physicians of a given practice

Source: Institute of Health Information and Statistics of the Czech Republic

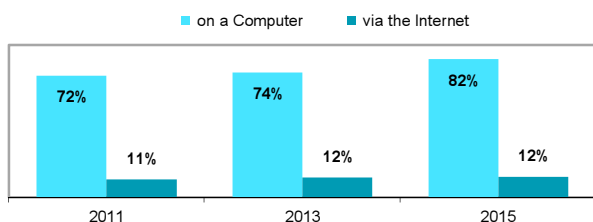
**Tab. G3 Independent physicians storing medical patient data on a computer or via the Internet in the Czech Republic; 2015**

%

	on a Computer	via the Internet
<b>Total</b>	<b>81,6</b>	<b>12,3</b>
General practitioners (GP) for adults	86,7	13,9
General practitioners (GP) for children	74,9	12,6
Dentists	74,8	9,6
Gynecologists	88,9	16,4
Specialists	84,5	12,5

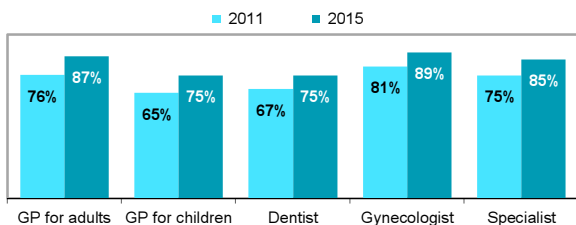
as a percentage of all independent physicians of a given practice

**Figure G7 Independent physicians storing medical patient data on a computer or via the Internet**

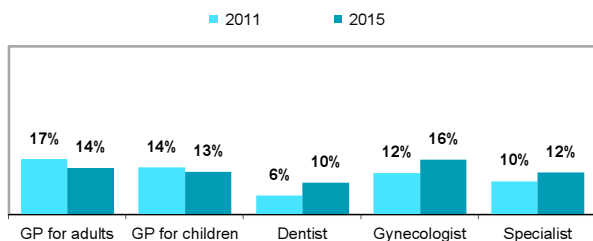


as a percentage of all independent physicians

**Figure G8 Independent physicians storing medical patient data on a computer by type of practice**



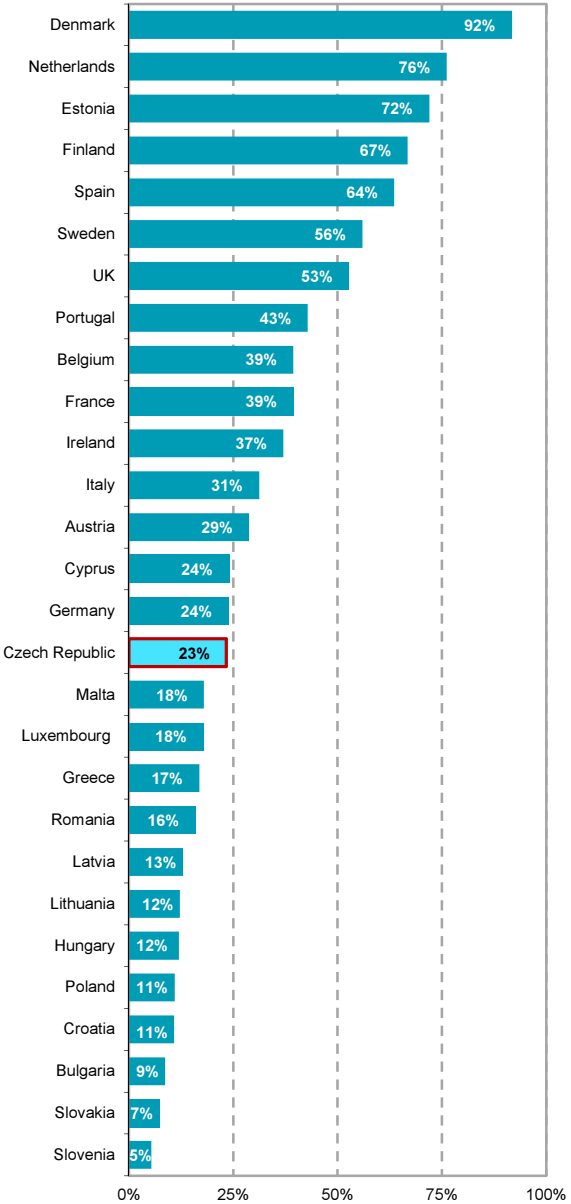
**Figure G9 Independent physicians storing medical patient data via the Internet by type of practice**



as a percentage of all independent physicians of a given practice

Source: Institute of Health Information and Statistics of the Czech Republic

**Figure G10 GPs exchanging medical patient data with other healthcare providers and professionals; 2013**



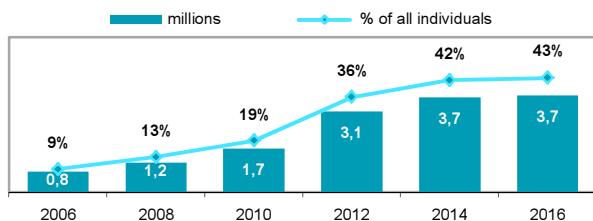
as a percentage of all general practitioners in a given country

**Tab. G4 Individuals in the Czech Republic using on-line services in healthcare; 2016**

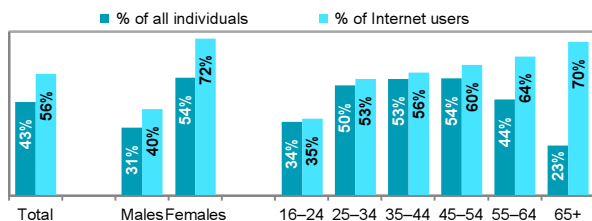
	Looking for health related info	On-line consultation	On-line appointment
<b>Total (aged 16+)</b>	<b>42,7</b>	<b>4,0</b>	<b>8,1</b>
Total (aged 16-74)	45,8	4,3	8,8
<b>Gender:</b>			
Males (aged 16+)	31,0	2,6	5,2
Females (aged 16+)	53,8	5,3	10,9
<b>Age group:</b>			
16-24 year-olds	33,8	2,7	7,2
25-34 year-olds	50,3	5,0	11,8
35-44 year-olds	53,4	6,5	12,2
45-54 year-olds	53,6	4,9	10,3
55-64 year-olds	43,9	3,0	6,1
65 year-olds and over	22,8	1,6	1,9
<b>Education attainment level (aged 25+):</b>			
Basic	15,1	0,8	1,5
Secondary without A-level exam.	33,5	2,1	3,4
Secondary with A-level exam.			
or Higher professional	56,2	5,4	11,4
University	59,8	8,5	17,0
<b>Specific groups:</b>			
Women on maternity leave	75,5	11,8	20,7
Students (aged 16+)	34,3	1,7	7,0
Pensioners	25,6	1,2	1,9

as a percentage of all individuals in a given socio-demographic group

**Figure G11 Individuals looking for health related information via the Internet**

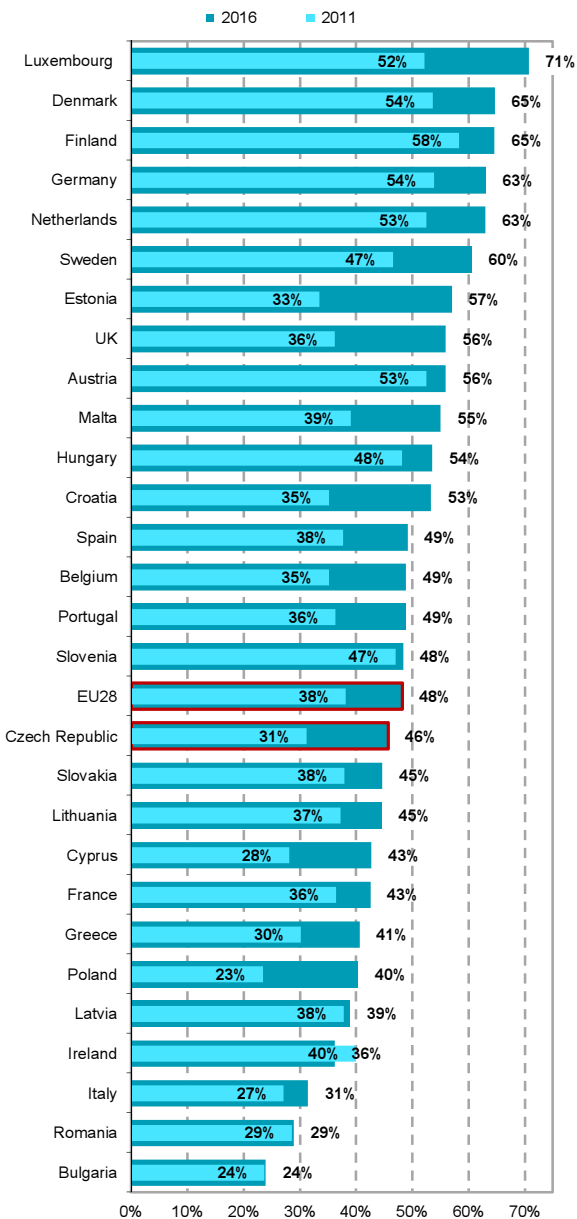


**Figure G12 Individuals looking for health related information by sex and age; 2016**



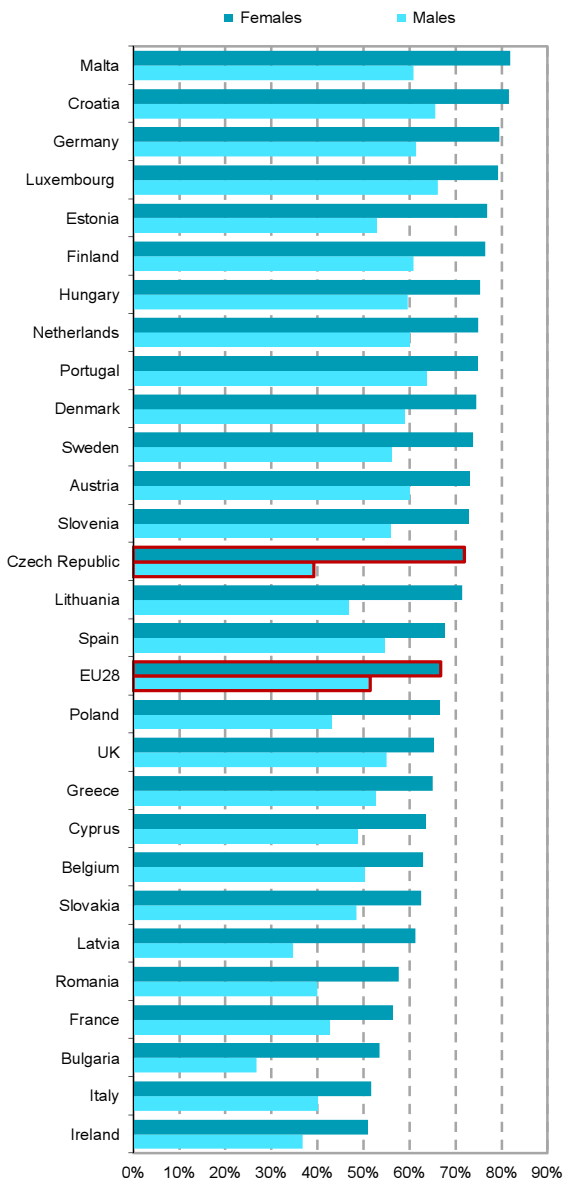
Source: Czech Statistical Office, ICT use survey in households

**Figure G13 Individuals in EU countries looking for health related information via the Internet**



as a percentage of all individuals aged 16 to 74 in a given country

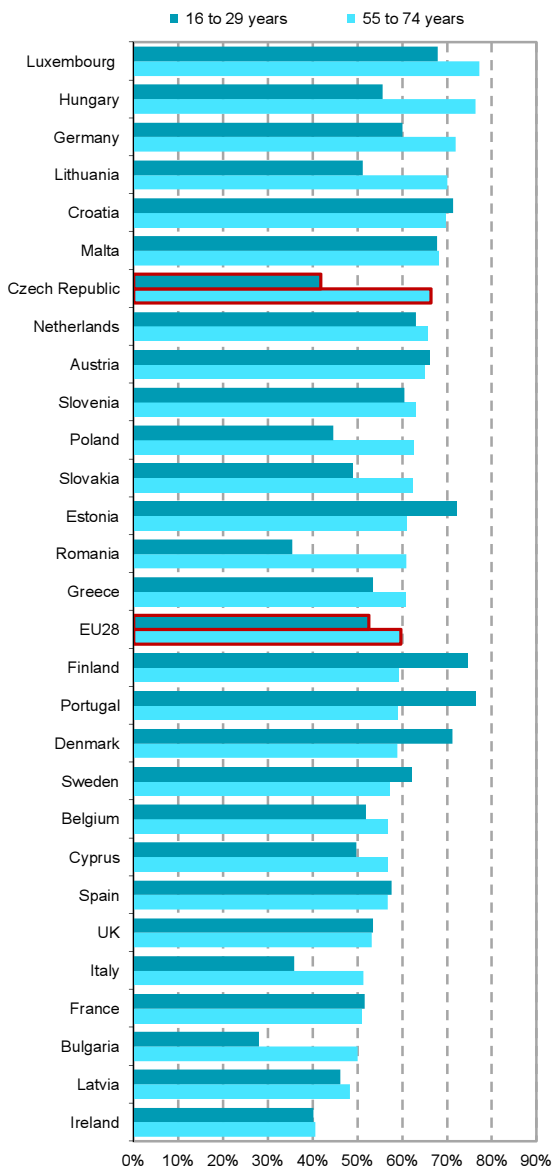
Figure G14 Internet users in EU countries looking for health related information by sex; 2016



as a percentage of women and men internet users aged 16 to 74 in a given country

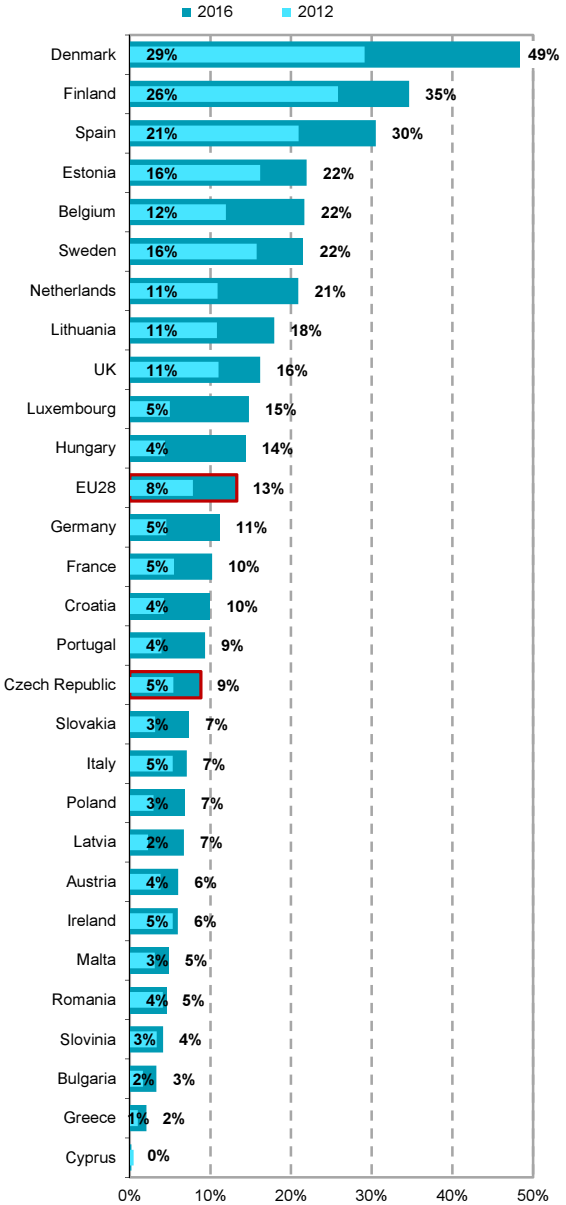


Figure G15 Internet users in EU countries looking for health related information by age; 2016



as a percentage of all internet users aged 16 to 74 in a given country and age group

Figure G16 Individuals in EU countries, who made an on-line appointment with a practitioner



as a percentage of all individuals aged 16 to 74 in a given country

Source: Eurostat, 2016