

C Individuals

Since 2002 the Czech Statistical Office (CZSO) has been regularly collecting detailed information on the users of mobile telephones, personal computers and the Internet by an independent annual statistical survey titled: **“Sample Survey on ICT Use in Households and by Individuals”**.

Since 2006 this survey has been conducted according to the annual implementing measures of the **Framework Regulation (EC) No. 808/2004** of the European Parliament and of the Council concerning Community statistics on the information society which ensures data harmonisation and comparability among EU countries.

Reference period: 2nd quarter of a monitored year

Sample size: 10 000 individuals aged 16 and over

The education category is published for the age group of 25 and over, as there are a lot of students with a low education attained using ICT very intensively in the age category 16-24.

Comparability of data published by the CZSO and Eurostat:

The data for the Czech Republic published by Eurostat slightly differs from the data published by the CZSO. This difference is due to the fact that Eurostat includes solely individuals aged between 16 and 74 years. The CZSO provides as standard data for the whole adult population aged 16+. *This is the reason why the tables in this publication give for the Czech Republic dual total values: total of aged 16 and over and total aged 16-74.*

Definitions:

- **Individuals using ICT - mobile phone, computer or internet users** are individuals who have used such technologies **at least once in the last 3 months** preceding the interview **anywhere** (at home, work, school, etc.) and for **whatever reason** (private or work).
- **The Internet use** shall mean any activity on the Internet carried out in an active manner, for instance, browsing of websites, downloading of files, using emails, from any location, for any purpose and using any device not just computer (including portable one) but also tablets or mobile phones (smartphones).
- **Mobile internet user** includes persons who gave that they had used a mobile phone (smartphone) to access Internet services. It does not matter if the phone was private or employer's or borrowed and also it does not matter what type of connection was used to access the Internet (mobile networks, WiFi).
- **Internet activities** monitored are activities, which respondents carried out for **private purposes at least once in the last 3 months** before the survey implementation date by using **any device** including mobile phones. *Only the cases of an **on-line purchase** and the **Internet use in the interaction with public administration** have the reference period of **12 months** before the survey implementation date.*
- **Online shopper** is a person who in the last 12 months purchased or ordered any goods or services for private purpose over the Internet. This e-commerce activity may be performed on any device including smart phone. Goods or services ordered may not be paid over the Internet, goods or services may be delivered on-line (over the Internet) or off-line (mail, or in person). *Purchases via SMS, MMS or emails should be excluded since they do not make use of the internet via web browsers or apps. Mere decision on the purchase on the basis of information acquired through the Internet is not considered to be an Internet purchase.*

Data on ICT use by individuals classified by **gender** of the respondents can be found in the publication titled: **„Focused on Men and Women“**.

<https://www.czso.cz/csu/czso/focus-on-women-and-men-2015>

The **Eurostat** online database for **Information society statistics** has been used for the international comparison. Data from this database were extracted in March 2016. For more information see:

<http://ec.europa.eu/eurostat/web/information-society>

C Individuals

Tab. C1 Individuals in the Czech Rep. using selected ICTs, 2015 %

	Mobile	Computer	Tablet
Total (aged 16+)	97,0	74,4	10,3
<i>Total (aged 16-74)</i>	<i>98,6</i>	<i>80,0</i>	<i>11,1</i>
Gender:			
Males (aged 16+)	97,2	76,7	10,9
Females (aged 16+)	96,9	72,3	9,7
Age group:			
16-24 year-olds	99,4	96,2	22,0
25-34 year-olds	99,8	93,3	16,8
35-44 year-olds	99,6	92,8	14,5
45-54 year-olds	99,6	85,6	7,1
55-64 year-olds	97,7	66,4	4,4
65 year-olds and more	88,5	27,7	1,4
Education attainment level (aged 25+):			
Primary (ISCED 0, 1 or 2)	87,2	28,4	2,6
Lower secondary (ISCED 3C)	96,0	60,9	5,3
Upper secondary (ISCED 3A or 4)	98,9	83,5	10,8
Tertiary (ISCED 5 or 6)	98,9	93,4	15,2
Specific groups:			
Women on maternity leave	100,0	92,4	15,3
Students (aged 16+)	99,8	98,9	25,2
Pensioners	90,0	32,1	1,6

as a percentage of all individuals in a given socio-demographic group

Figure C1 Individuals aged 16+ using a computer

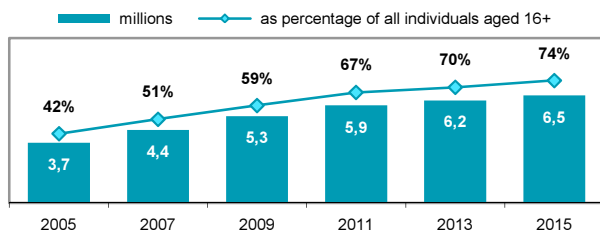
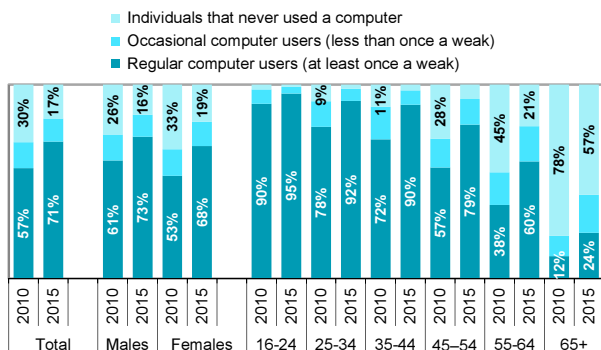


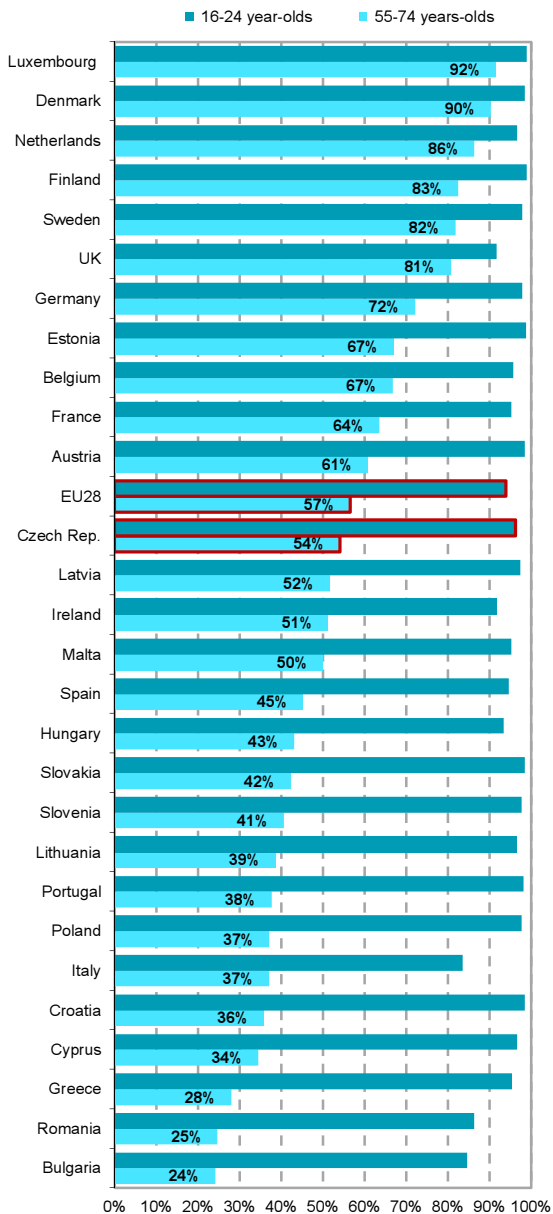
Figure C2 Computer use by sex and age



Source: Czech Statistical Office, ICT use survey in households

C Individuals

Figure C3 Individuals aged 16-24 and 55-74 in EU countries using a computer, 2015 - Computer users



as a percentage of all individuals in a given age group and country

Source: Eurostat 2015

C Individuals

Tab. C2 Individuals in the Czech Republic using the Internet - Internet users, 2015

	%		
	Total	At home	Regularly
Total (aged 16+)	75,7	73,6	71,7
Total (aged 16-74)	81,3	79,0	77,2
Gender:			
Males (aged 16+)	77,9	75,7	74,2
Females (aged 16+)	73,5	71,6	69,4
Age group:			
16-24 year-olds	97,0	93,8	96,1
25-34 year-olds	95,4	93,7	94,4
35-44 year-olds	93,9	92,6	90,8
45-54 year-olds	86,7	84,3	80,9
55-64 year-olds	68,0	64,2	60,6
65 year-olds and more	28,4	27,5	23,6
Education attainment level (aged 25+):			
Primary (ISCED 0, 1 or 2)	30,4	28,2	23,8
Lower secondary (ISCED 3C)	62,6	60,3	56,3
Upper secondary (ISCED 3A or 4)	84,2	82,4	80,9
Tertiary (ISCED 5 or 6)	94,1	92,9	93,2
Specific groups:			
Women on maternity leave	93,9	92,7	91,5
Students (aged 16+)	99,0	96,5	98,0
Pensioners	32,8	31,5	27,3

as a percentage of all individuals in a given socio-demographic group

Figure C4 Individuals aged 16+ using the Internet

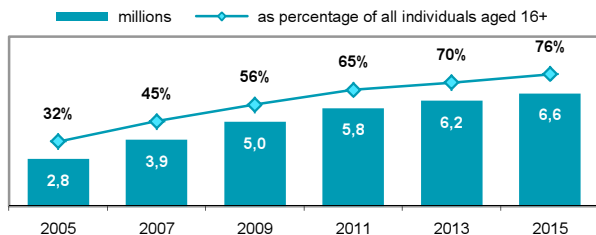
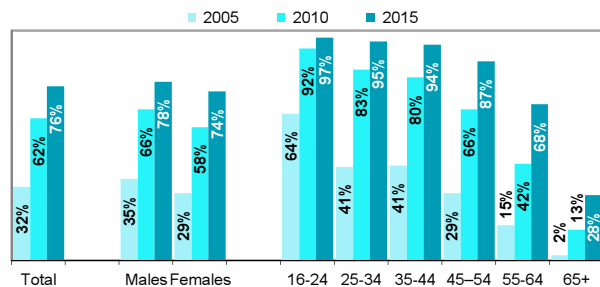


Figure C5 Internet use by sex and age

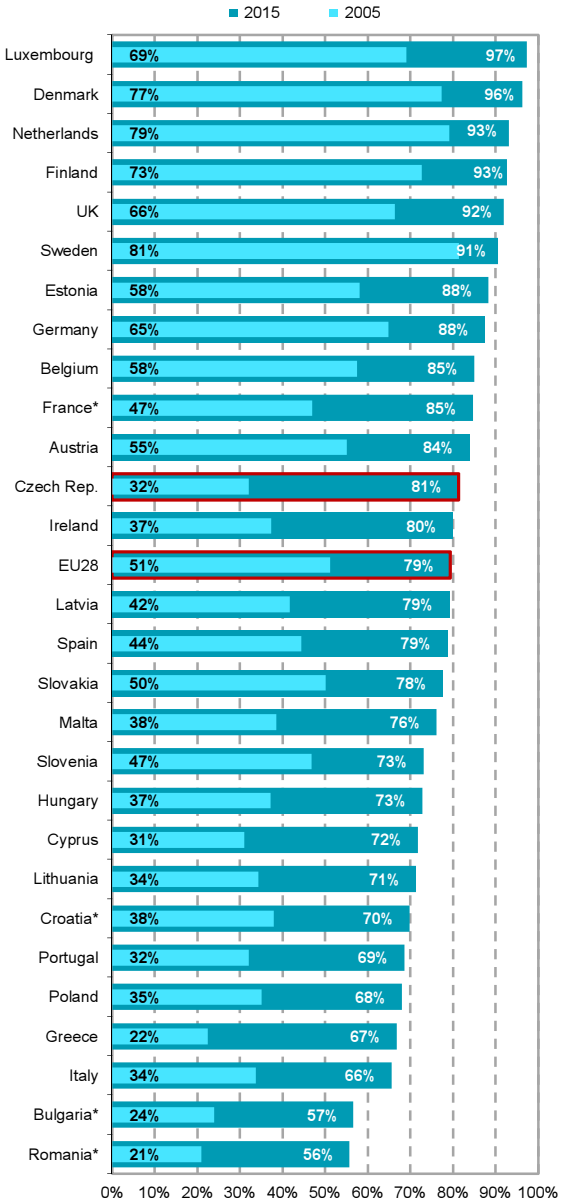


as a percentage of all individuals in a given socio-demographic group

Source: Czech Statistical Office, ICT use survey in households

C Individuals

Figure C6 Individuals aged 16-74 in EU countries using the Internet - Internet users



*data for 2006, in case of Croatia data for 2007

as a percentage of all individuals aged 16 to 74 in a given country

Source: Eurostat 2015

C Individuals

Tab. C3 Individuals in the Czech Republic using mobile phone to access the Internet - mobile internet users

	%		
	2013	2014	2015
Total (aged 16+)	20,7	28,5	37,0
Total (aged 16-74)	21,9	30,9	40,1
Gender:			
Males (aged 16+)	25,6	34,3	41,7
Females (aged 16+)	15,1	23,0	32,5
Age group:			
16-24 year-olds	49,2	64,8	77,1
25-34 year-olds	37,2	52,9	68,0
35-44 year-olds	24,9	34,0	48,6
45-54 year-olds	13,8	22,6	28,1
55-64 year-olds	4,8	9,9	14,2
65 year-olds and more	1,3	2,5	3,1
Education attainment level (aged 25+):			
Primary (ISCED 0, 1 or 2)	1,5	4,0	9,2
Lower secondary (ISCED 3C)	8,8	13,8	20,5
Upper secondary (ISCED 3A or 4)	19,3	28,7	34,8
Tertiary (ISCED 5 or 6)	35,9	44,6	59,1
Specific groups:			
Women on maternity leave	22,2	32,8	51,2
Students (aged 16+)	52,7	69,0	80,1
Pensioners	1,3	2,5	3,3

as a percentage of all individuals in a given socio-demographic group

Figure C7 Individuals aged 16+ using mobile phone to access the Internet

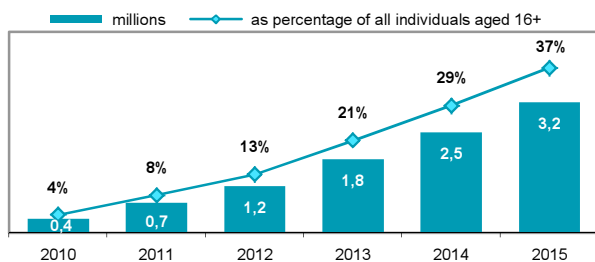
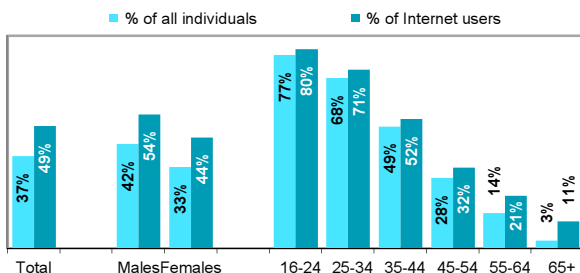


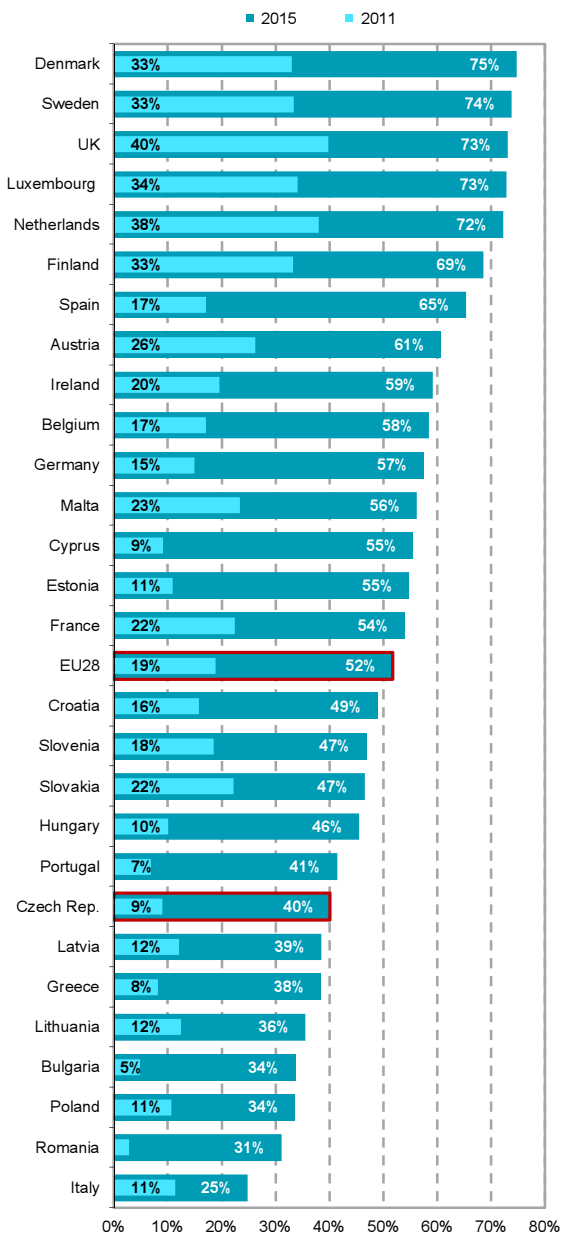
Figure C8 Mobile internet use by sex and age, 2015



Source: Czech Statistical Office, ICT use survey in households

C Individuals

Figure C9 Individuals aged 16-74 in EU countries using mobile phone to access the Internet



as a percentage of all individuals aged 16 to 74 in a given country

Source: Eurostat 2015

C Individuals

Tab. C4 Individuals using social networks in the Czech Rep.

%

	2013	2014	2015
Total (aged 16+)	34,3	36,9	37,4
Total (aged 16-74)	36,3	40,0	40,7
Gender:			
Males (aged 16+)	35,8	37,7	37,6
Females (aged 16+)	32,9	36,1	37,3
Age group:			
16-24 year-olds	85,4	90,1	88,7
25-34 year-olds	65,5	71,7	72,3
35-44 year-olds	40,2	43,1	46,9
45-54 year-olds	21,3	23,9	23,9
55-64 year-olds	9,7	10,5	10,1
65 year-olds and more	2,0	3,5	3,3
Education attainment level (aged 25+):			
Primary (ISCED 0, 1 or 2)	7,2	8,3	9,2
Lower secondary (ISCED 3C)	19,3	20,7	22,1
Upper secondary (ISCED 3A or 4)	33,6	35,4	35,5
Tertiary (ISCED 5 or 6)	44,1	46,8	47,2
Specific groups:			
Women on maternity leave	54,2	65,2	67,4
Students (aged 16+)	90,1	93,5	93,3
Pensioners	3,3	4,1	3,7

as a percentage of all individuals in a given socio-demographic group

Figure C10 Individuals aged 16+ using the Internet for participating in social networks

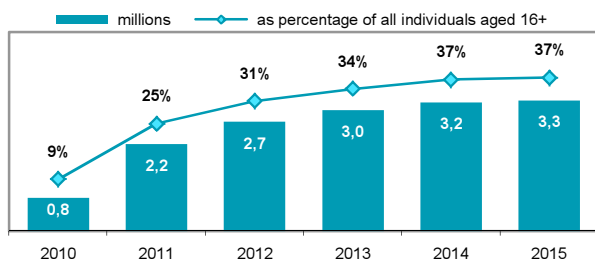
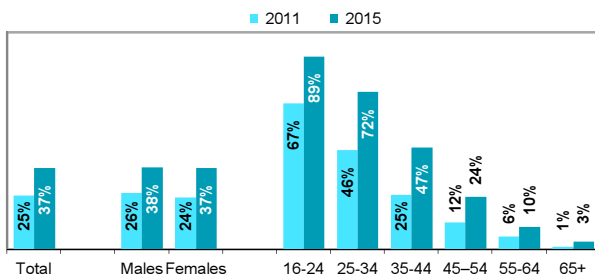


Figure C11 Social network use by sex and age

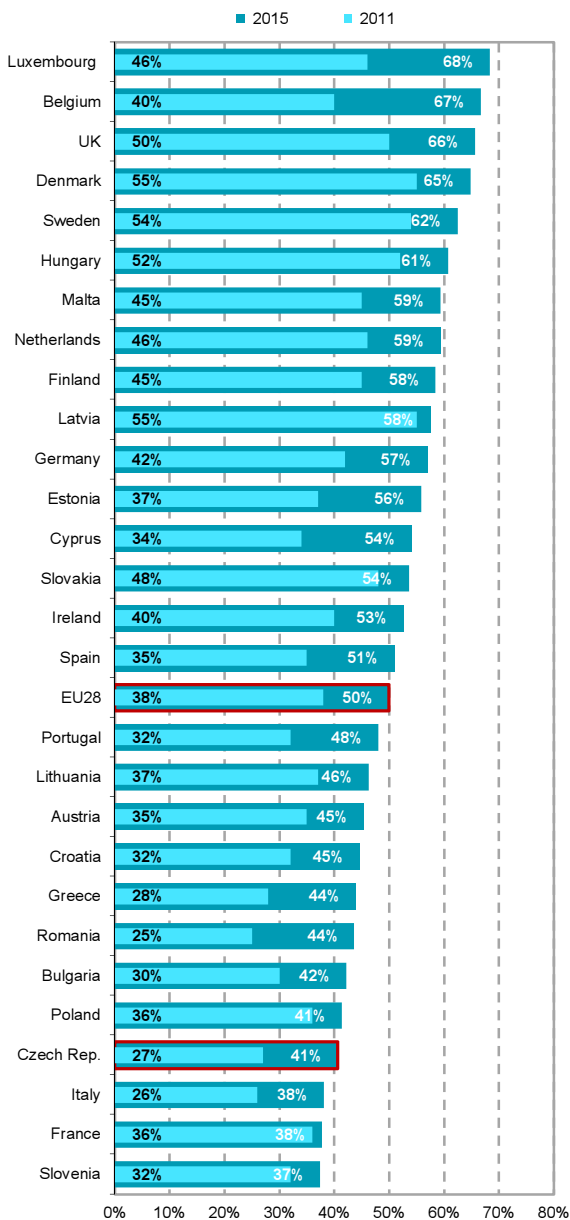


as a percentage of all individuals in a given socio-demographic group

Source: Czech Statistical Office, ICT use survey in households

C Individuals

Figure C12 Individuals aged 16-74 in EU countries using the Internet for participating in social networks



as a percentage of all individuals aged 16 to 74 in a given country

Source: Eurostat 2015

C Individuals

Tab. C5 Individuals in the Czech Rep. using the Internet for reading online news and seeking information, 2015

%

	Reading on-line news	Seeking information on:	
		Goods and services	Travel and accommodation
Total (aged 16+)	65,2	63,2	44,6
Total (aged 16-74)	70,0	68,0	48,1
Gender:			
Males (aged 16+)	68,4	63,3	43,4
Females (aged 16+)	62,2	63,0	45,6
Age group:			
16-24 year-olds	79,9	78,0	56,0
25-34 year-olds	85,0	84,1	64,3
35-44 year-olds	81,3	81,2	59,0
45-54 year-olds	75,4	71,8	50,8
55-64 year-olds	57,3	55,0	33,9
65 year-olds and more	24,5	21,0	12,3
Education attainment level (aged 25+):			
Primary (ISCED 0, 1 or 2)	21,3	20,6	9,3
Lower secondary (ISCED 3C)	51,5	49,6	29,0
Upper secondary (ISCED 3A or 4)	75,8	74,1	54,0
Tertiary (ISCED 5 or 6)	85,4	82,7	69,3
Specific groups:			
Women on maternity leave	79,9	81,9	55,5
Students (aged 16+)	83,0	77,7	55,1
Pensioners	27,7	24,3	15,0

as a percentage of all individuals in a given socio-demographic group

Figure C13 Individuals aged 16+ reading online news

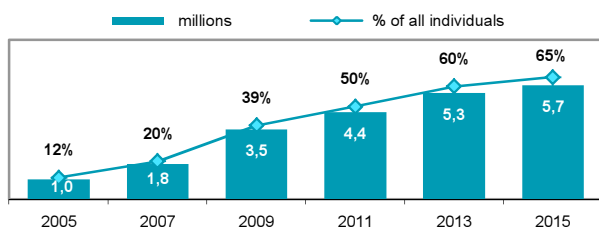
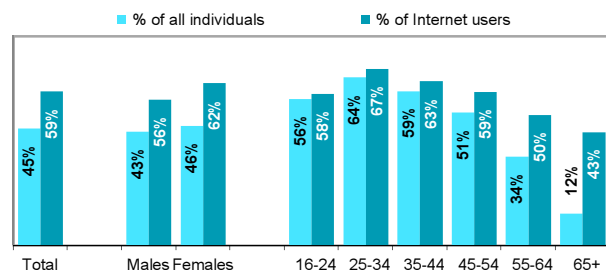


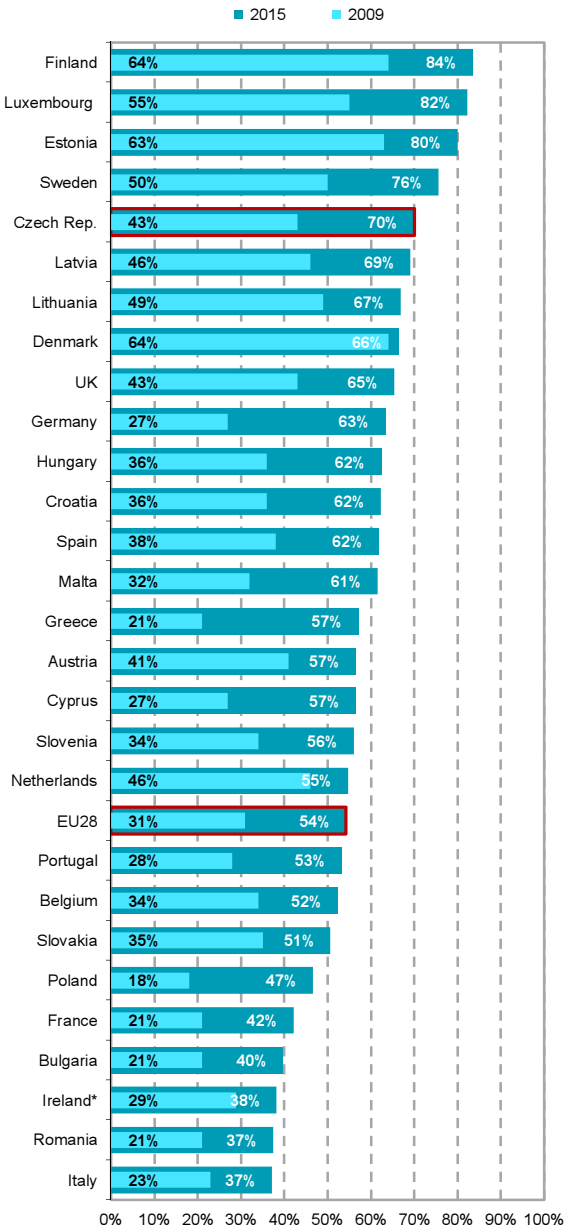
Figure C14 Internet use for seeking travel or accommodation related information by sex and age; 2014



Source: Czech Statistical Office, ICT use survey in households

C Individuals

Figure C15 Individuals aged 16-74 in EU countries using the Internet for reading online news



as a percentage of all individuals aged 16 to 74 in a given country

* data for 2011

Source: Eurostat 2015

C Individuals

Tab. C6 Individuals in the Czech Republic using the Internet for banking, shopping or selling, 2015

	Banking	Shopping	Selling
Total (aged 16+)	44,9	41,9	12,5
Total (aged 16-74)	48,5	45,3	13,5
Gender:			
Males (aged 16+)	47,0	42,6	14,9
Females (aged 16+)	43,0	41,2	10,1
Age group:			
16-24 year-olds	36,1	60,6	22,6
25-34 year-olds	68,4	66,9	23,1
35-44 year-olds	68,5	59,2	16,3
45-54 year-olds	54,8	41,2	11,8
55-64 year-olds	33,4	25,7	4,5
65 year-olds and more	10,2	8,0	1,5
Education attainment level (aged 25+):			
Primary (ISCED 0, 1 or 2)	8,9	7,8	2,4
Lower secondary (ISCED 3C)	30,4	26,6	8,3
Upper secondary (ISCED 3A or 4)	58,1	49,2	13,2
Tertiary (ISCED 5 or 6)	76,3	62,1	17,0
Specific groups:			
Women on maternity leave	61,8	65,2	21,1
Students (aged 16+)	31,6	61,4	21,1
Pensioners	11,7	9,6	1,4

%

as a percentage of all individuals in a given socio-demographic group

Figure C16 Individuals aged 16+ using the Internet for online purchasing or ordering - Internet shoppers

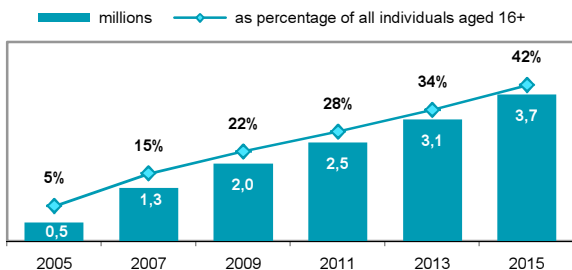
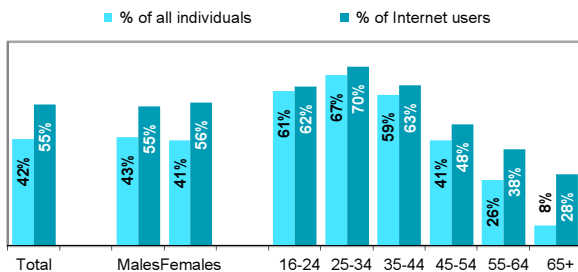


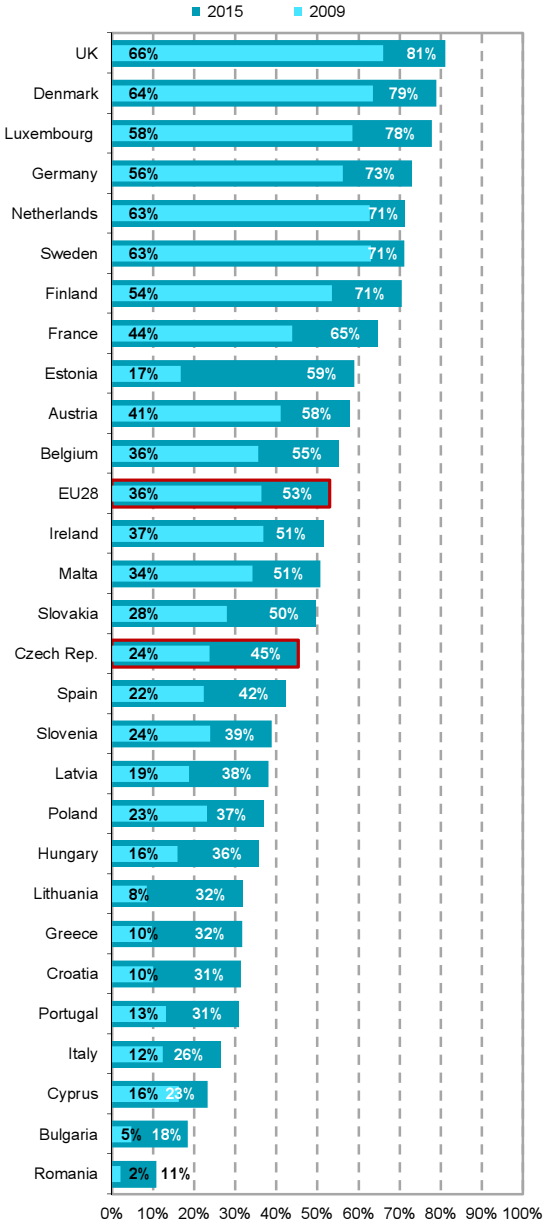
Figure C17 Internet shopping by sex and age; 2015



Source: Czech Statistical Office, ICT use survey in households

C Individuals

Figure C18 Individuals aged 16-74 in EU countries using the Internet for online purchasing or ordering



as a percentage of all individuals aged 16 to 74 in a given country

Source: Eurostat 2015

C Individuals

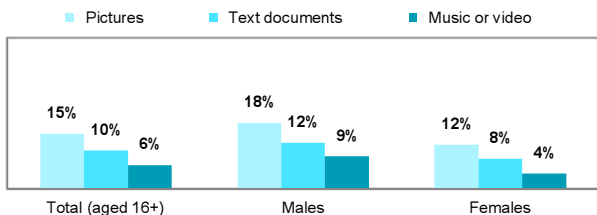
Tab. C7 Individuals in the Czech Republic using storage space on the Internet for saving files, 2015

%

	Total	Paid version
Total (aged 16+)	18,5	2,7
Total (aged 16-74)	20,0	3,0
Gender:		
Males (aged 16+)	22,0	3,8
Females (aged 16+)	15,2	1,7
Age group:		
16-24 year-olds	39,3	5,9
25-34 year-olds	33,9	4,8
35-44 year-olds	22,0	3,4
45-54 year-olds	14,7	1,9
55-64 year-olds	8,2	1,4
65 year-olds and more	2,0	0,4
Education attainment level (aged 25+):		
Primary (ISCED 0, 1 or 2)	4,0	0,7
Lower secondary (ISCED 3C)	5,0	0,4
Upper secondary (ISCED 3A or 4)	17,3	2,2
Tertiary (ISCED 5 or 6)	41,3	7,6
Specific groups:		
Women on maternity leave	23,0	2,0
Students (aged 16+)	44,5	6,6
Pensioners	2,1	0,3

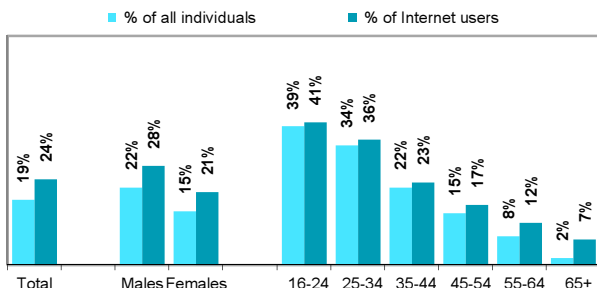
as a percentage of all individuals in a given socio-demographic group

Figure C19 Individuals using storage space on the Internet to save the selected files, 2015



as a percentage of all individuals in a given socio-demographic group

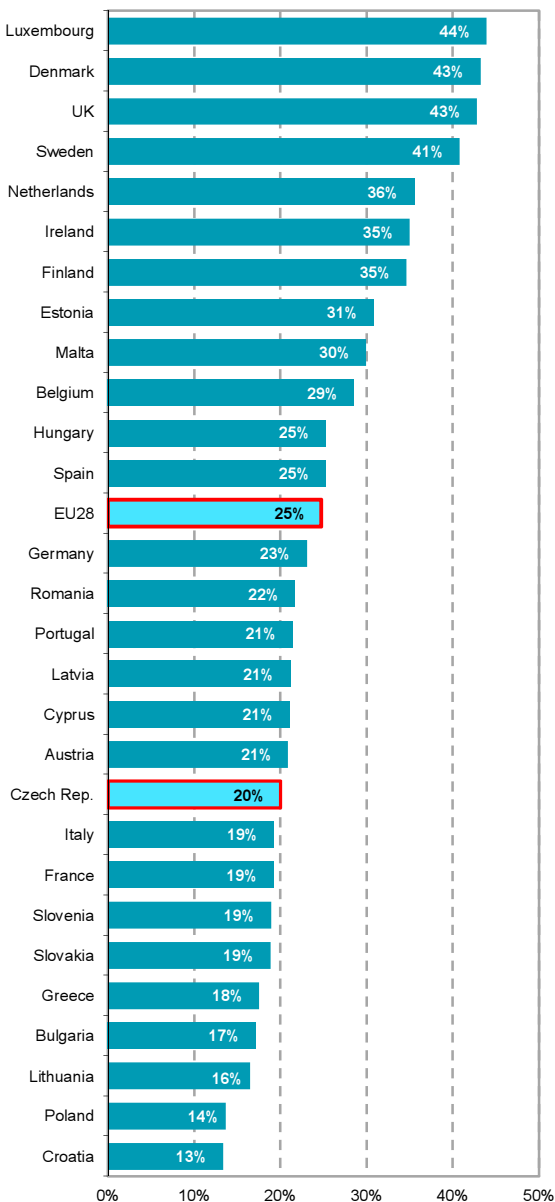
Figure C20 Internet storage space use by sex and age, 2015



Source: Czech Statistical Office, ICT use survey in households

C Individuals

Figure C21 Individuals aged 16-74 in EU countries using storage space on the Internet for saving files, 2015



as a percentage of all individuals aged 16 to 74 in a given country

Source: Eurostat 2015

C Individuals

Tab. C8 Individuals in the Czech Republic using the Internet for watching videos and TV or playing games, 2015

%

	Videos*	TV	Games
Total (aged 16+)	39,7	20,3	19,0
Total (aged 16-74)	43,0	21,9	20,5
Gender:			
Males (aged 16+)	44,5	23,0	27,5
Females (aged 16+)	35,2	17,7	10,8
Age group:			
16-24 year-olds	85,0	43,0	58,9
25-34 year-olds	66,5	30,3	31,7
35-44 year-olds	49,5	24,0	19,1
45-54 year-olds	33,2	18,6	11,1
55-64 year-olds	17,1	11,0	5,9
65 year-olds and more	6,3	4,6	2,5
Education attainment level (aged 25+):			
Primary (ISCED 0, 1 or 2)	11,1	5,9	7,2
Lower secondary (ISCED 3C)	24,8	12,2	12,7
Upper secondary (ISCED 3A or 4)	39,1	17,0	15,1
Tertiary (ISCED 5 or 6)	52,0	27,0	14,7
Specific groups:			
Women on maternity leave	53,6	25,6	12,6
Students (aged 16+)	90,5	46,1	62,6
Pensioners	7,4	5,3	2,8

as a percentage of all individuals in a given socio-demographic group

*streaming or downloading images, movies, videos or music

Figure C22 Individuals aged 16+ using the Internet for watching images, movies, videos or listening to music

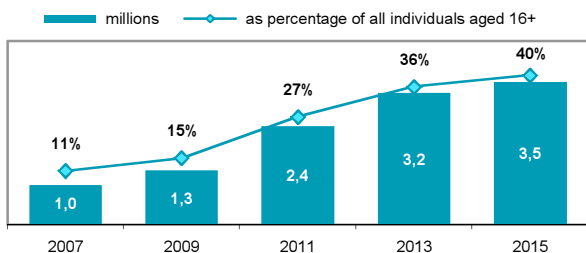
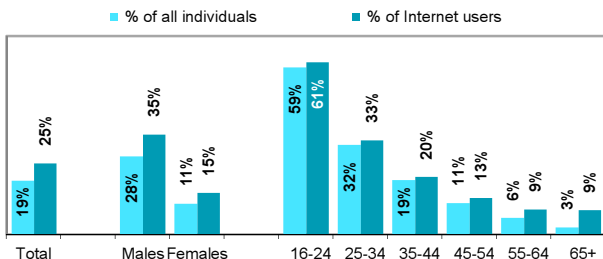


Figure C23 Playing online games by sex and age; 2015



Source: Czech Statistical Office, ICT use survey in households

C Individuals

Tab. C9 Individuals in the Czech Republic using the Internet for sending e-mails or telephoning, 2015

%

	Sending e-mails	Telephoning
Total (aged 16+)	70,6	30,3
Total (aged 16-74)	75,9	32,7
Gender:		
Males (aged 16+)	72,4	30,8
Females (aged 16+)	68,8	29,9
Age group:		
16-24 year-olds	91,8	59,1
25-34 year-olds	92,0	44,8
35-44 year-olds	90,0	33,4
45-54 year-olds	80,7	28,3
55-64 year-olds	60,3	19,0
65 year-olds and more	23,5	10,1
Education attainment level (aged 25+):		
Primary (ISCED 0, 1 or 2)	23,0	8,8
Lower secondary (ISCED 3C)	55,1	16,5
Upper secondary (ISCED 3A or 4)	80,8	32,0
Tertiary (ISCED 5 or 6)	92,4	45,8
Specific groups:		
Women on maternity leave	88,5	43,3
Students (aged 16+)	95,1	63,2
Pensioners	27,8	10,5

as a percentage of all individuals in a given socio-demographic group

Figure C24 Individuals aged 16+ telephoning over the Internet

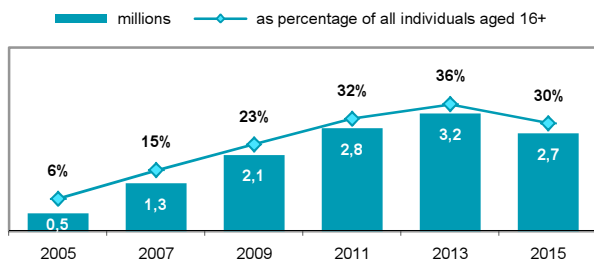
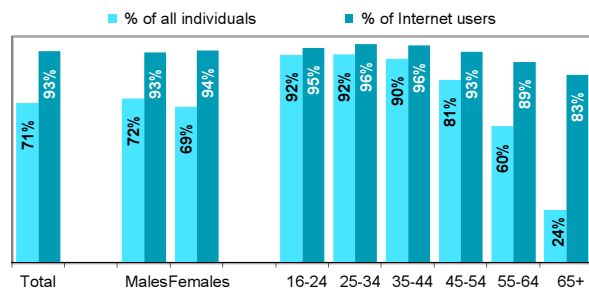


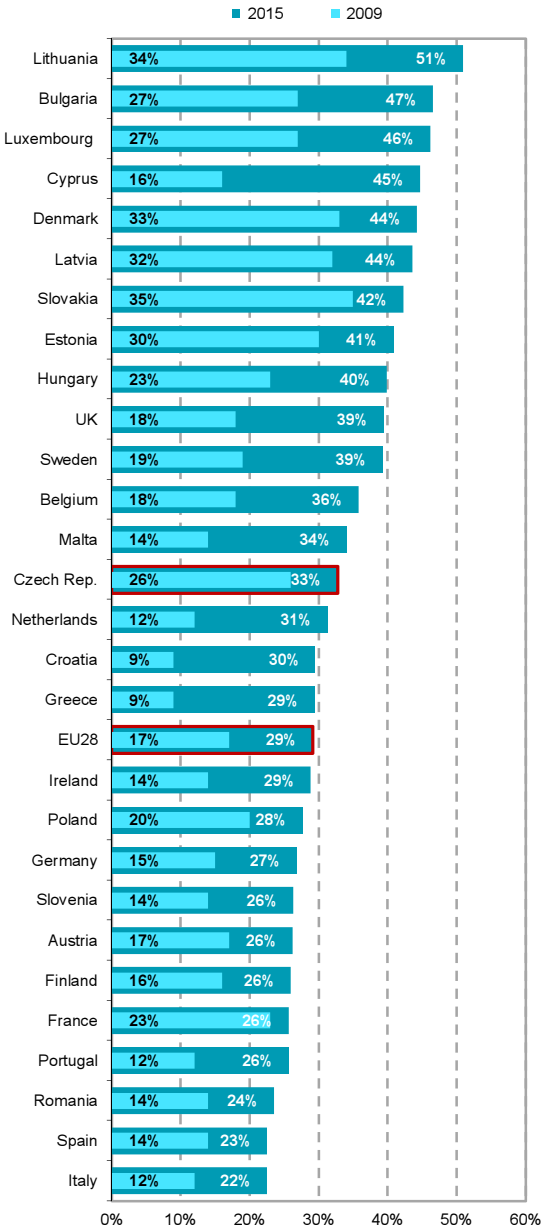
Figure C25 Sending e-mails by sex and age, 2015



Source: Czech Statistical Office, ICT use survey in households

C Individuals

Figure C26 Individuals aged 16-74 in EU countries using the Internet for telephoning



as a percentage of all individuals aged 16 to 74 in a given country

Source: Eurostat 2015

C Individuals

Tab. C10 Individuals in the Czech Republic using the Internet for seeking health related information

	%		
	2013	2014	2015
Total 16+	38,5	41,8	37,3
Total 16-74	41,6	44,8	39,9
Gender:			
Males (aged 16+)	28,6	32,5	26,4
Females (aged 16+)	47,7	50,7	47,9
Age group:			
16-24 year-olds	38,1	36,7	22,9
25-34 year-olds	52,1	54,3	45,7
35-44 year-olds	51,7	52,7	48,1
45-54 year-olds	46,8	49,8	47,5
55-64 year-olds	34,3	41,0	40,9
65 year-olds and more	12,0	18,9	18,1
Education attainment level (aged 25+):			
Primary (ISCED 0, 1 or 2)	10,9	12,0	12,9
Lower secondary (ISCED 3C)	28,6	30,5	28,4
Upper secondary (ISCED 3A or 4)	49,5	53,9	49,5
Tertiary (ISCED 5 or 6)	58,9	65,1	57,7
Specific groups:			
Students (aged 16+)	37,0	26,0	19,6
Women on maternity leave	72,2	78,0	68,3
Pensioners	15,2	22,1	21,8

as a percentage of all individuals in a given socio-demographic group

Figure C27 Individuals aged 16+ using the Internet for seeking health related information

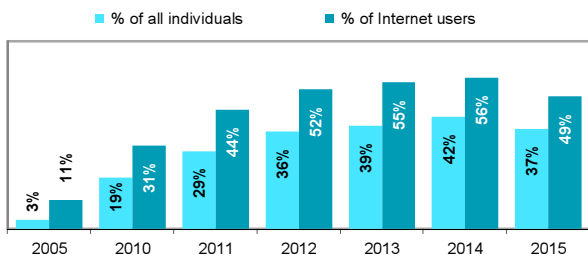
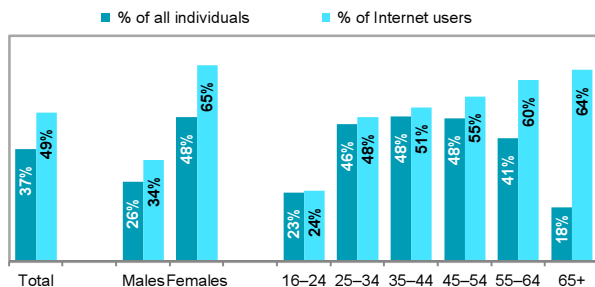


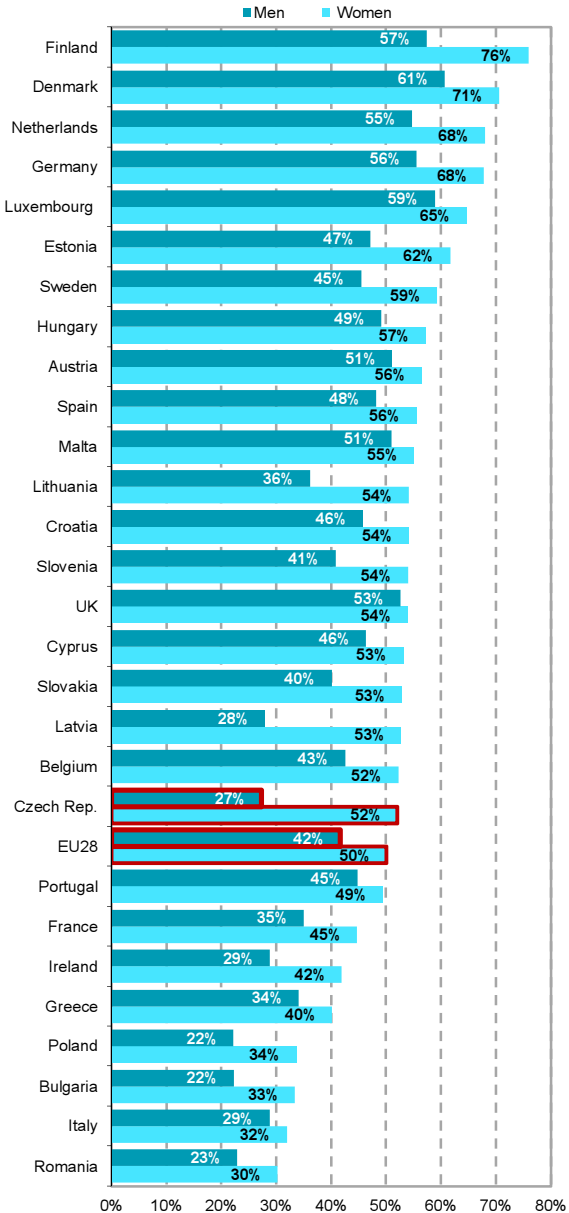
Figure C28 Health related internet search by sex and age, 2015



Source: Czech Statistical Office, ICT use survey in households

C Individuals

Figure C29 Men and women aged 16-74 in EU countries using the Internet for seeking health related information, 2015



as a percentage of males and females aged 16 to 74 in a given country

Source: Eurostat 2015

C Individuals

Tab. C11 Individuals in the Czech Republic using the Internet for an online contact* with a health practitioner

	%	
	2014	2015
Total 16+	8,4	11,4
Total 16-74	9,1	12,2
Gender:		
Males (aged 16+)	7,4	8,4
Females (aged 16+)	9,5	14,1
Age group:		
16-24 year-olds	7,2	6,7
25-34 year-olds	14,4	16,3
35-44 year-olds	11,3	15,8
45-54 year-olds	9,1	15,4
55-64 year-olds	6,9	9,8
65 year-olds and more	2,4	4,0
Education attainment level (aged 25+):		
Primary (ISCED 0, 1 or 2)	0,8	2,4
Lower secondary (ISCED 3C)	3,4	6,6
Upper secondary (ISCED 3A or 4)	10,0	15,6
Tertiary (ISCED 5 or 6)	22,0	22,6
Specific groups:		
Students (aged 16+)	7,5	7,5
Women on maternity leave	15,3	27,2
Pensioners	2,6	4,1

as a percentage of all individuals in a given socio-demographic group

Figure C30 Individuals aged 16+ who have used the Internet for an online contact* with a health practitioner

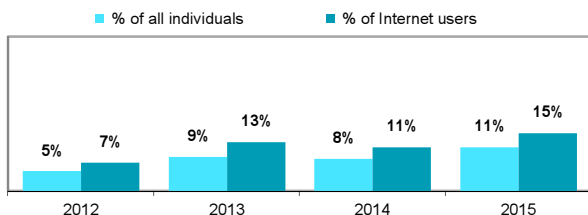
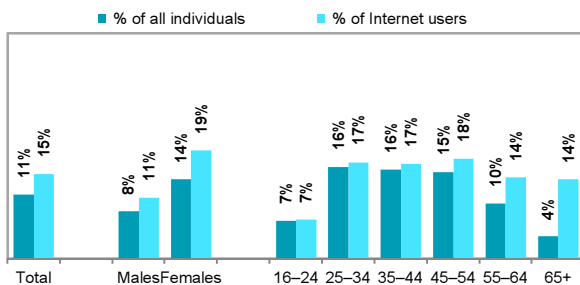


Figure C31 Online contact* with a doctor by sex and age; 2015



* making appointment or consultation with a health practitioner via a website

Source: Czech Statistical Office, ICT use survey in households

C Individuals

Tab. C12 Individuals in the Czech Republic aged 55 to 74 using selected ICTs, 2015

	Total	Men	Women
Never used a mobile phone	3,7	4,4	3,1
Never used a computer	31,4	29,3	33,4
Computer users	54,1	57,6	50,9
regular computer users	48,3	51,8	45,0
portable computer users	28,2	30,2	26,4
never used the Internet	33,8	31,0	36,4
Internet users	55,5	59,1	52,0
regular Internet users	48,5	52,3	44,9
mobile Internet users	10,0	12,5	7,6

as a percentage of all individuals, men and women aged 55 to 74

Figure C32 Individuals aged 55 to 74 using the Internet

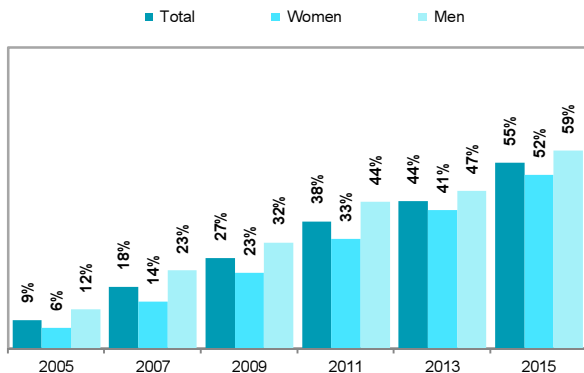
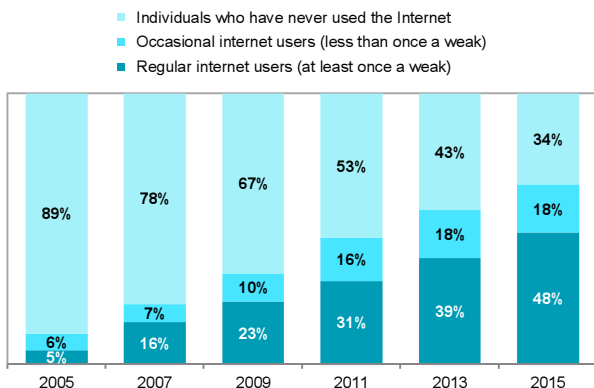


Figure C33 Individuals aged 55 to 74 and their use of Internet

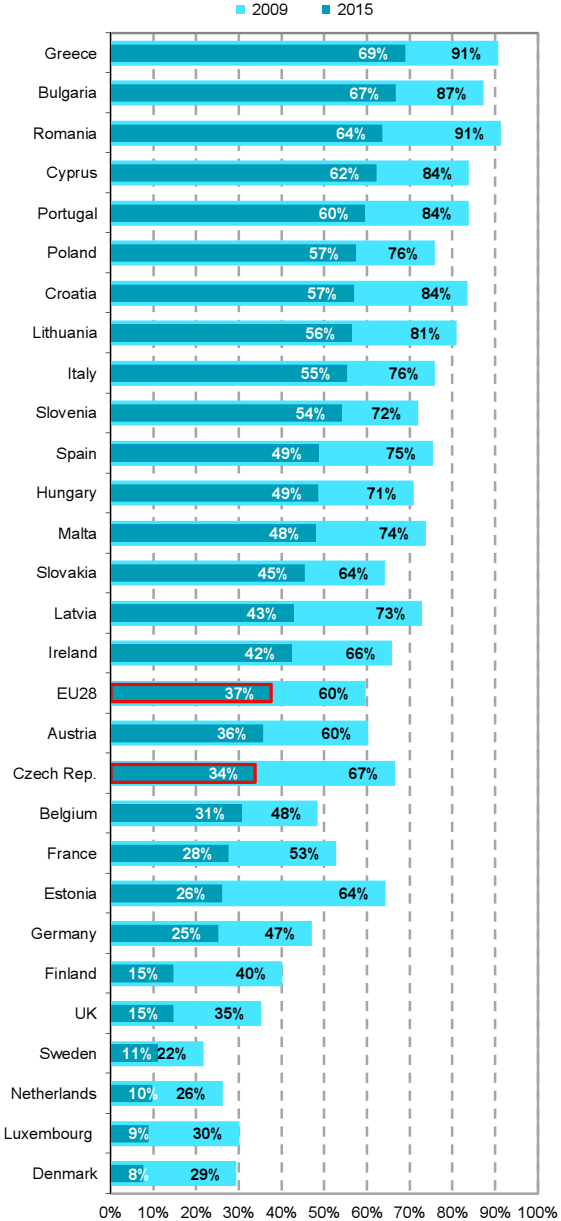


as a percentage of all individuals aged 55 to 74

Source: Czech Statistical Office, ICT use survey in households

C Individuals

Figure C34 Individuals aged 55 to 74 in EU countries who have never used the Internet



as a percentage of all individuals aged 55 to 74 in a given country

Source: Eurostat 2015