

## E International trade in ICT goods

Goods in the field of information and communication technologies (hereinafter referred to as ICT goods) are defined as goods whose main function is to carry out or enable communication or processing of information, including their recording, transmission and display by electronic means (OECD 2009).

More detailed data for ICT goods are available only according to **statistics on the Cross-border movements of goods**, which refers exclusively to the physical movement of goods across borders. Data on the physical movement of goods inside and outside the territory of the Czech Republic are obtained in accordance with the requirements and needs of Eurostat.

Data on the movement of goods across borders are more detailed and better internationally comparable, but they do not indicate the trade in these goods, ie the change of ownership between residents and non-residents. On the contrary, this is taken into account by external trade statistics, which monitor the external trade in goods between Czech and foreign entities. More details on this issue of the dual concept of foreign trade can be found here: [International trade in goods \(change of ownership\) - methodology | CZSO](#) and here: [Cross border movements of goods | CZSO](#).

The **list of ICT goods** was first defined in 2003 by the OECD according to the International Customs Nomenclature of the **Harmonized Commodity Description** and Coding System of the World Customs Organization of 2002. At present, the list of ICT goods from the HS is based on 2017. More here: <https://bit.ly/3smUqu2>

The Czech Statistical Office has grouped individual items of ICT goods defined according to the HS 2017 nomenclature and the **Combined Nomenclature (CN)** of the European Union into the following five main categories:

- **Computer equipment and peripherals,**
- **Communication equipment,**
- **Consumer electronics,**
- **Electronic components,**
- **ICT parts n.e.s.**

Detailed information to Combined Nomenclature are here (*only in Czech*): <https://www.celnisprava.cz/cz/clo/sazebni-zarazeni-zbozi/spolecny-celni-sazebnik-es/Stranky/default.aspx>

Data for the Czech Republic comes from the Cross-border movements of goods database, for more see [Cross-border movements of goods \(CBmG\) \(CZSO.CZ\)](#).

Data for **international comparisons** come from **Eurostat** data sources.

Data for international comparisons refer to the reported or nearest available year. More information at.: [Database - International trade in goods - Eurostat \(europa.eu\)](#)

For further information on ICT external trade see (*only in Czech*): [https://www.czso.cz/csu/czso/zahranicni\\_obchod\\_s\\_ict\\_zbozím](https://www.czso.cz/csu/czso/zahranicni_obchod_s_ict_zbozím)

## E International trade in ICT goods

Table E1 ICT goods exports from Czechia

CZK million

	2017	2018	2019
<b>Total</b>	<b>564 760</b>	<b>667 983</b>	<b>740 780</b>
Computer equipment and peripherals	283 506	324 867	335 466
Communication equipment	138 167	196 020	242 408
Consumer electronics	74 650	78 676	71 661
Electronic components	33 101	34 371	38 808
ICT parts n.e.s.	35 335	34 049	52 438

Figure E1 ICT goods exports

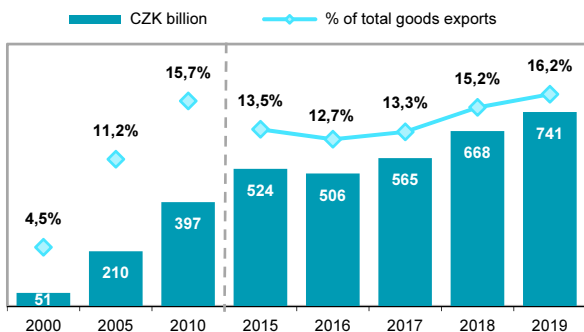


Figure E2 ICT goods exports, by commodities

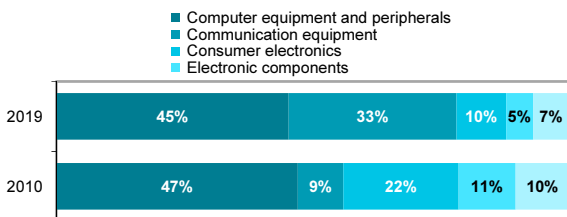
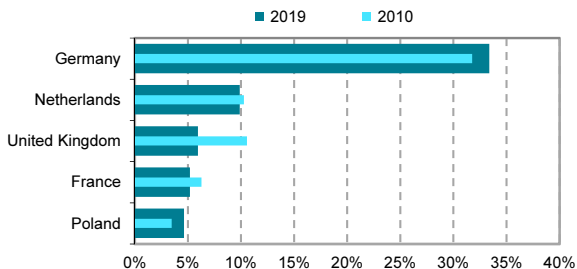


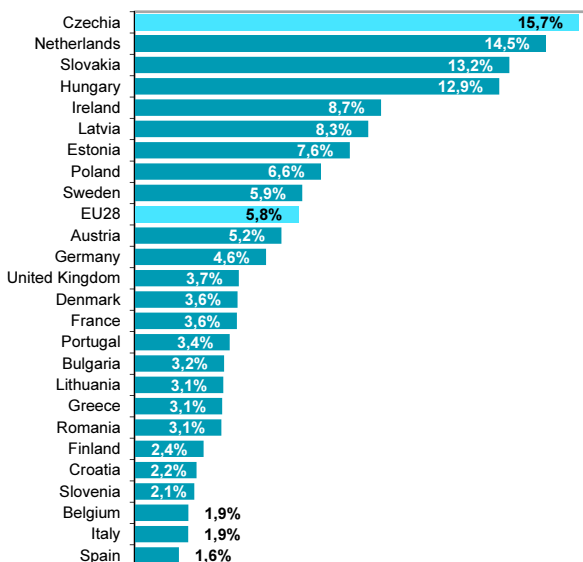
Figure E3 ICT goods exports, by countries



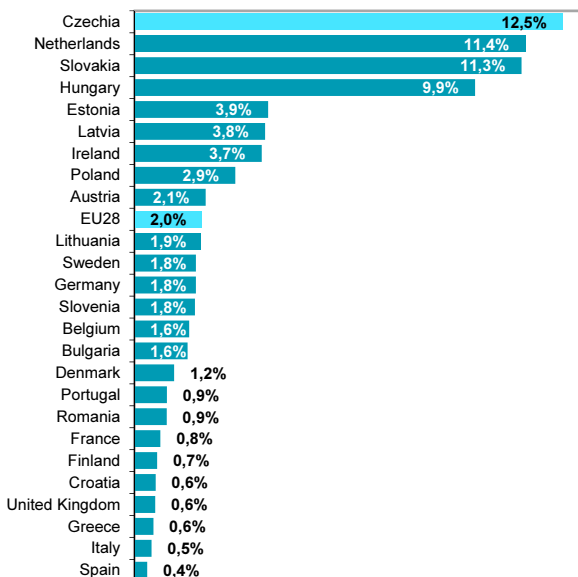
Source: CZSO, Cross-border movements of goods database

## E International trade in ICT goods

**Figure E4 ICT goods exports; 2019**  
(% of total goods exports)



**Figure E5 ICT goods exports; 2019 (% of GDP)**



Source: CZSO calculations based on Eurostat

## E International trade in ICT goods

Table E2 ICT goods imports to Czechia

CZK million

	2017	2018	2019
<b>Total</b>	<b>578 493</b>	<b>657 289</b>	<b>715 750</b>
Computer equipment and peripherals	196 963	206 974	224 436
Communication equipment	141 049	209 053	255 061
Consumer electronics	43 031	45 400	51 065
Electronic components	101 739	105 611	93 257
ICT parts n.e.s.	95 711	90 251	91 931

Figure E6 ICT goods imports

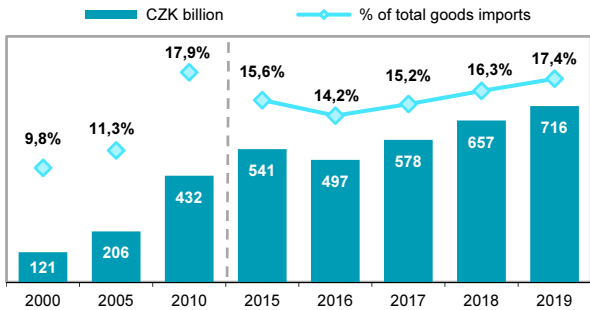


Figure E7 ICT goods imports, by commodities

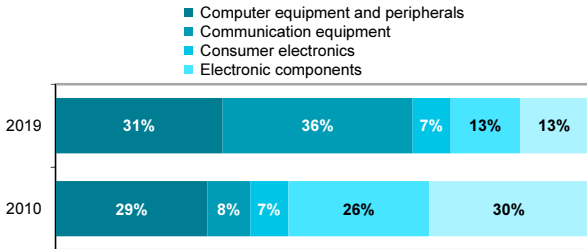
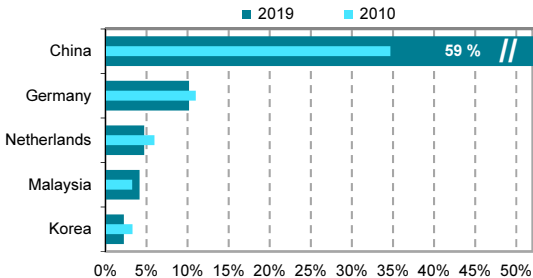


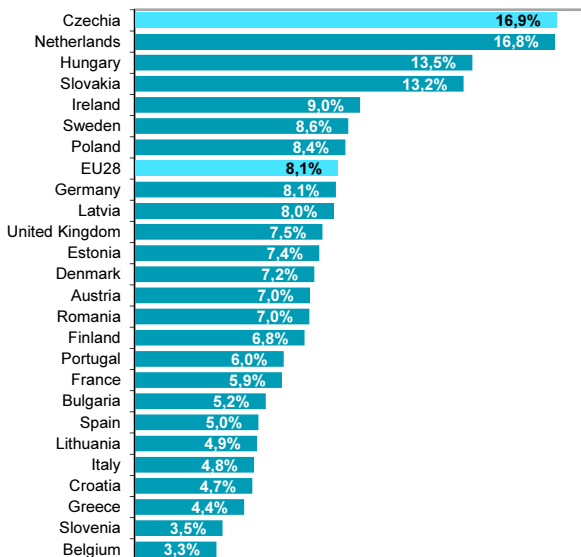
Figure E8 ICT goods imports, by countries



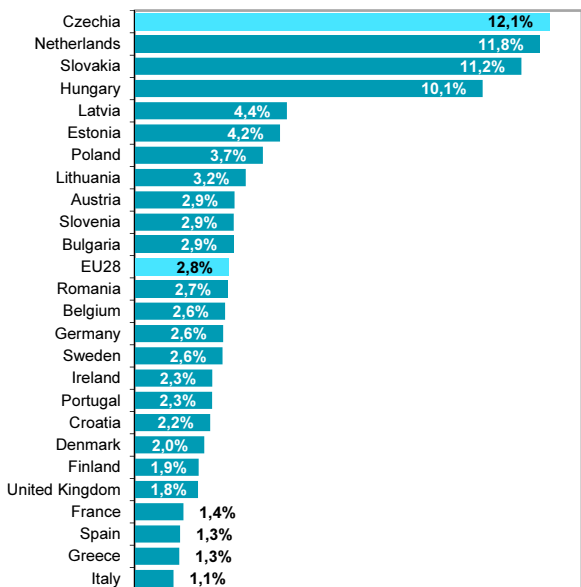
Source: CZSO, Cross-border movements of goods database

## E International trade in ICT goods

**Figure E9 ICT goods imports; 2019**  
(% of total goods imports)



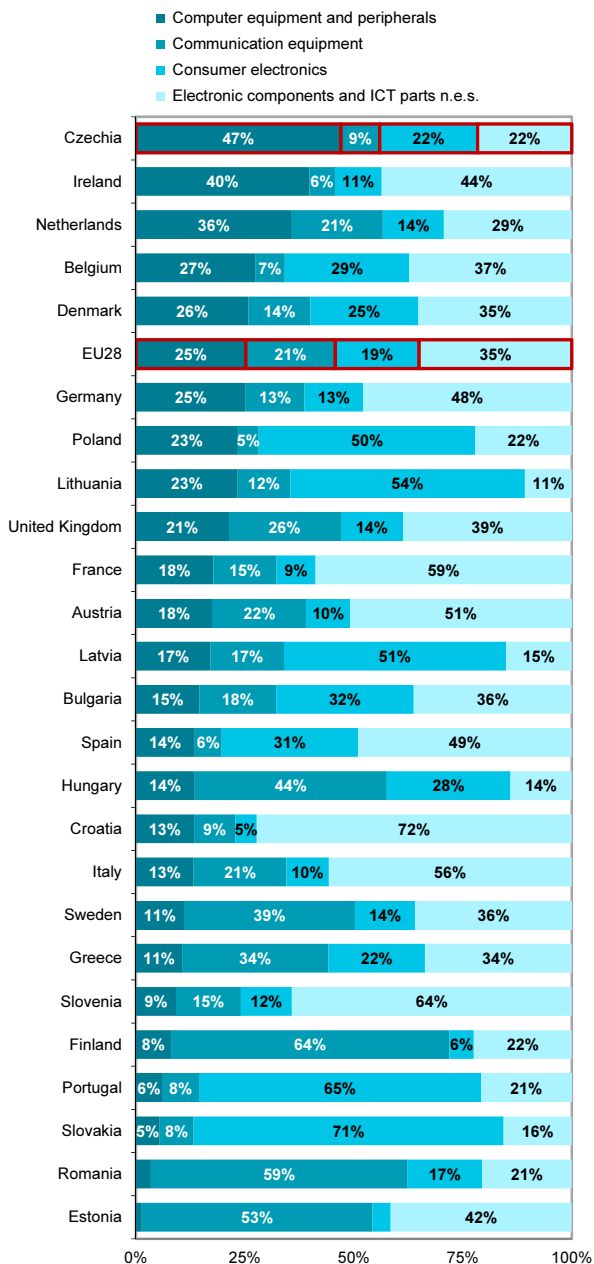
**Figure E10 ICT goods imports; 2019** (% of GDP)



Source: CZSO calculations based on Eurostat

## E International trade in ICT goods

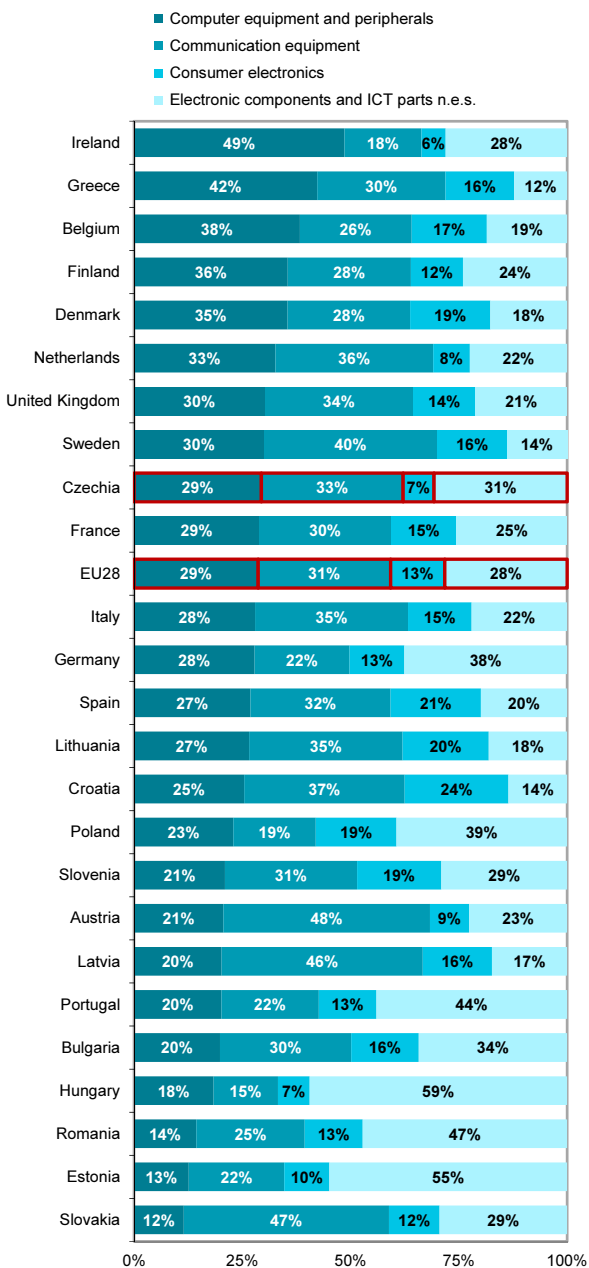
Figure E11 ICT goods exports, by commodities; 2019



Source: CZSO calculations based on Eurostat

## E International trade in ICT goods

Figure E12 ICT goods imports, by commodities; 2019



Source: CZSO calculations based on Eurostat

## E International trade in ICT goods

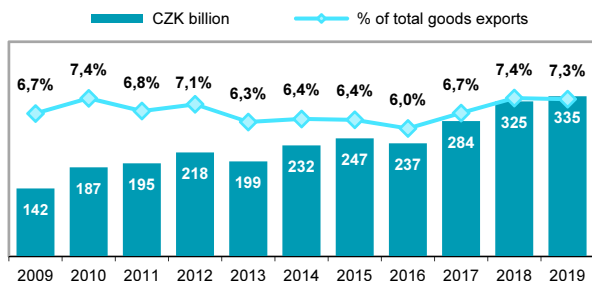
**Table E3 Computer equipment exports from Czechia**

CZK million

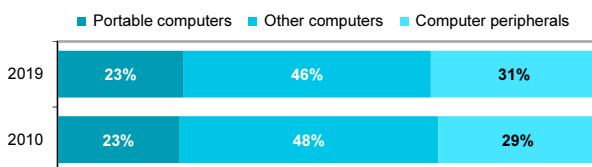
	2017	2018	2019
<b>Total</b>	<b>283 506</b>	<b>324 867</b>	<b>335 466</b>
Portable computers	64 699	66 589	78 471
Other computers	120 643	162 401	153 517
Computer peripherals, total	98 164	95 877	103 478
Storage units	49 816	48 255	44 588
Sound, video, network and similar cards	12 097	13 751	20 388
Monitors used with computers	19 748	19 324	22 392
Printers, copying or faxing machines	6 388	5 589	5 251
Other input or output peripherals*	10 114	8 957	10 859

\* Keyboards; joysticks, computer mice, scanners or optical readers

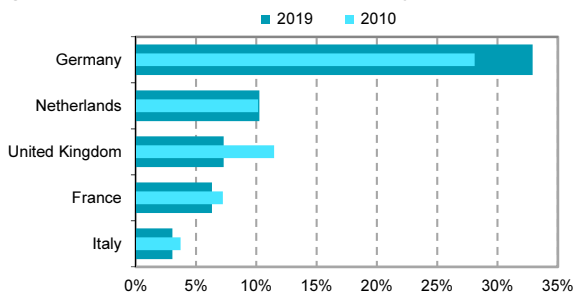
**Figure E3 Computer equipment exports**



**Figure E14 Computer equipment exports, by commodities**



**Figure E15 Computer equipment exports, by countries**



Source: CZSO, Cross-border movements of goods database



## E International trade in ICT goods

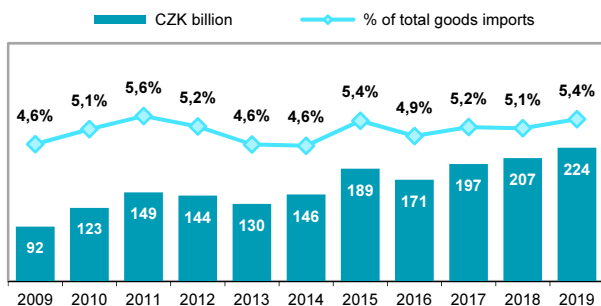
**Table E4 Computer equipment imports to Czechia**

CZK million

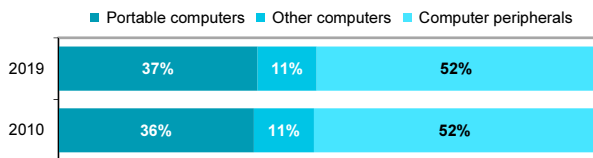
	2017	2018	2019
<b>Total</b>	<b>196 963</b>	<b>206 974</b>	<b>224 436</b>
Portable computers	71 830	76 491	83 235
Other computers	19 125	21 843	24 700
Computer peripherals, total	106 008	108 640	116 501
Storage units	57 324	58 638	51 090
Sound, video, network and similar cards	11 529	12 933	23 000
Monitors used with computers	19 875	19 511	22 034
Printers, copying or faxing machines	7 150	6 798	7 387
Other input or output peripherals*	10 130	10 760	12 990

\* Keyboards; joysticks, computer mice, scanners or optical readers

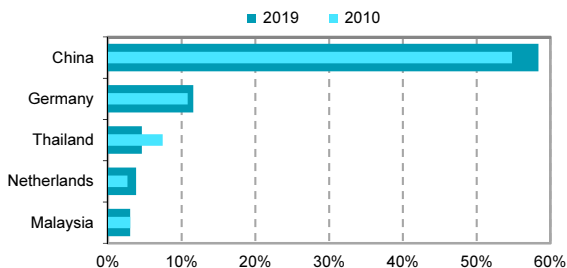
**Figure E16 Computer equipment imports**



**Figure E17 Computer equipment imports, by commodities**



**Figure E18 Computer equipment imports, by countries**



Source: CZSO, Cross-border movements of goods database

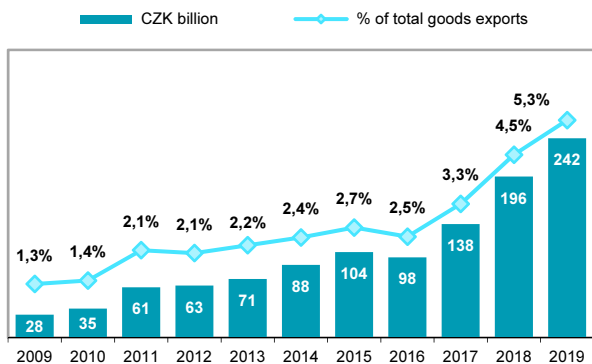
## E International trade in ICT goods

**Table E5 Communication equipment exports from Czechia**

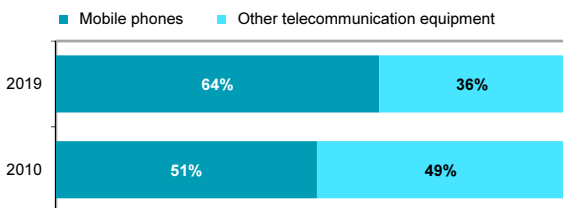
CZK million

	2017	2018	2019
<b>Total</b>	<b>138 167</b>	<b>196 020</b>	<b>242 408</b>
Mobile phones	87 374	141 592	153 944
Other communication equipment	50 794	54 428	88 463

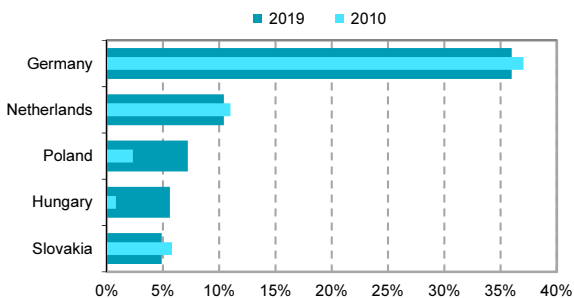
**Figure E19 Communication equipment exports**



**Figure E20 Communication equipment exports by commodities**



**Figure E21 Communication equipment exports, by countries**



Source: CZSO, Cross-border movements of goods database

## E International trade in ICT goods

Table E6 Communication equipment imports to Czechia

CZK million

	2017	2018	2019
<b>Total</b>	<b>141 049</b>	<b>209 053</b>	<b>255 061</b>
Mobile phones	98 042	156 153	165 170
Other communication equipment	43 006	52 900	89 891

Figure E22 Communication equipment imports

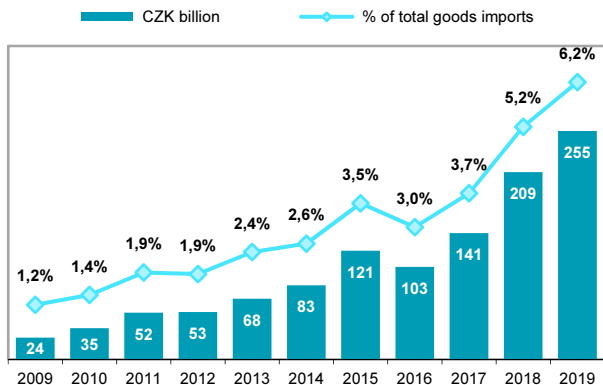
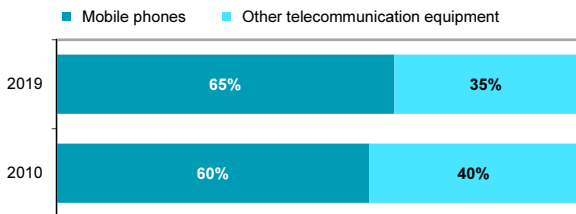
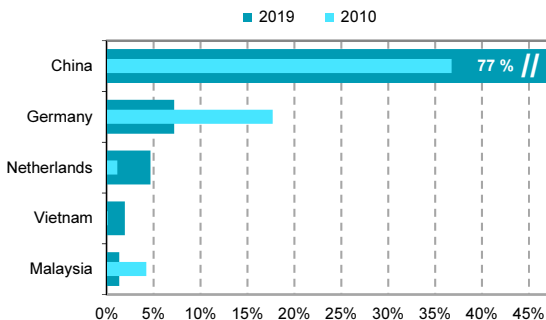


Figure E24 Communication equipment imports by countries



Graf E24 Evoz komunikačního zařízení do ČR podle zemí



Source: CZSO, Cross-border movements of goods database

## E International trade in ICT goods

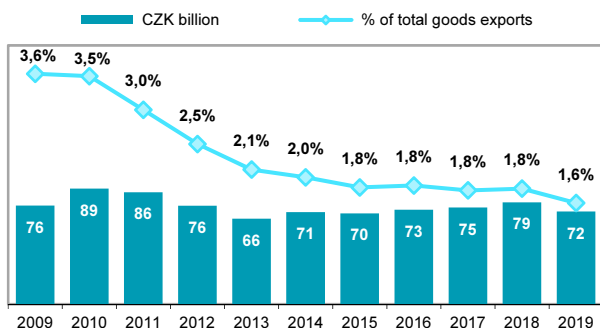
**Table E7 Consumer electronics exports from Czechia**

CZK million

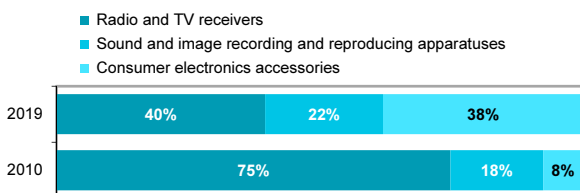
	2017	2018	2019
<b>Total</b>	<b>74 650</b>	<b>78 676</b>	<b>71 661</b>
Radio and TV receivers	34 821	35 627	28 407
Sound and image recording and reproducing apparatuses	15 264	15 935	16 038
Consumer electronics accessories*	24 565	27 114	27 215

\* Monitors and projectors; Microphones and stands there for; Loudspeakers; Headphones, earphones and combined microphone/speaker sets; Audio-frequency electric amplifiers; Electric sound amplifier sets; Non-recorded media

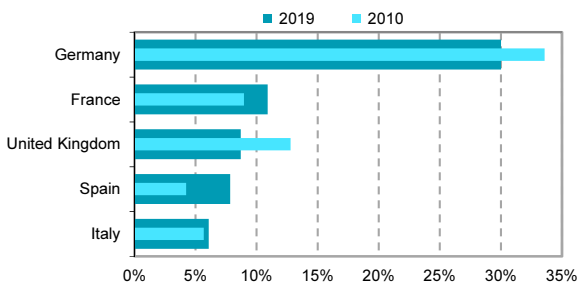
**Figure E25 Consumer electronics exports**



**Figure E26 Consumer electronics exports, by commodities**



**Figure E27 Consumer electronics exports, by countries**



Source: CZSO, Cross-border movements of goods database

## E International trade in ICT goods

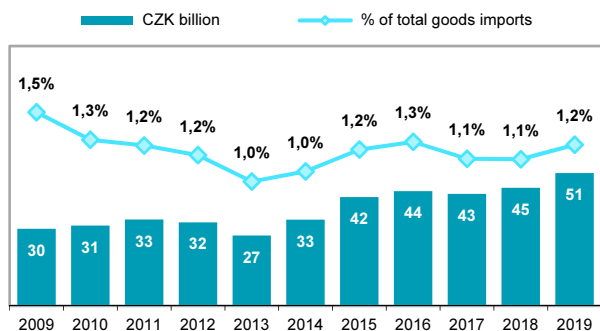
**Table E8 Consumer electronics imports to Czechia**

CZK million

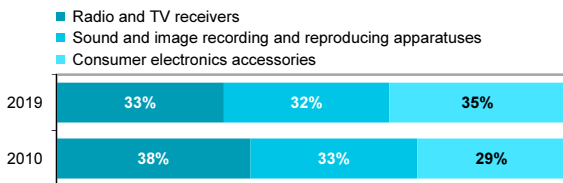
	2017	2018	2019
<b>Total</b>	<b>43 031</b>	<b>45 400</b>	<b>51 065</b>
Radio and TV receivers	15 213	14 914	16 784
Sound and image recording and reproducing apparatuses	14 457	15 564	16 590
Consumer electronics accessories*	13 362	14 922	17 691

\* Monitors and projectors; Microphones and stands there for; Loudspeakers; Headphones, earphones and combined microphone/speaker sets; Audio-frequency electric amplifiers; Electric sound amplifier sets; Non-recorded media

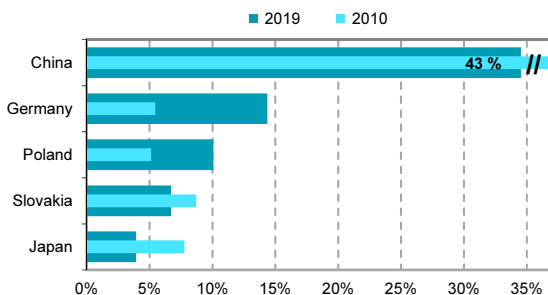
**Figure E28 Consumer electronics imports**



**Figure E29 Consumer electronics imports, by commodities**



**Figure E30 Consumer electronics imports, by countries**



Source: CZSO, Cross-border movements of goods database

## E International trade in ICT goods

Table E9 Electronic components exports from Czechia

	CZK million		
	2017	2018	2019
<b>Total</b>	<b>33 101</b>	<b>34 371</b>	<b>38 808</b>
Electronic integrated circuits	21 422	21 718	27 067
Printed circuits	4 555	4 782	4 668
Other electronic components	7 124	7 870	7 072

Figure E31 Electronic components exports

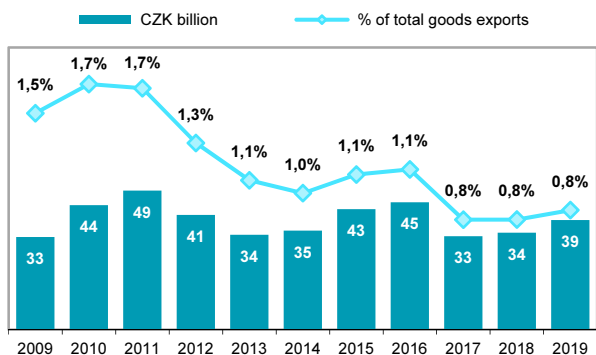


Figure E32 Electronic components exports, by commodities

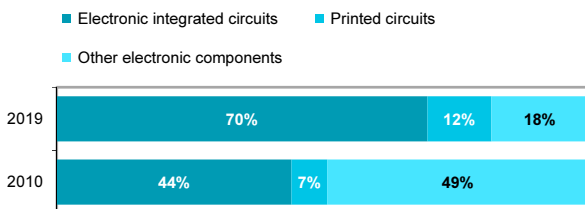
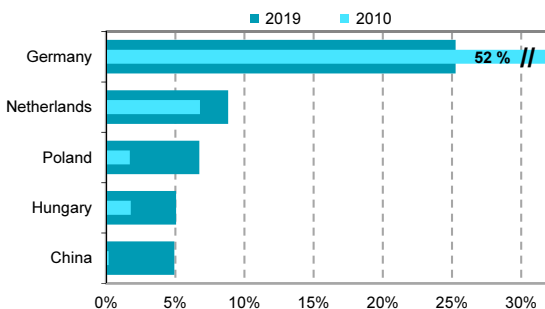


Figure E33 Electronic components exports, by countries



Source: CZSO, Cross-border movements of goods database

## E International trade in ICT goods

Table E10 Electronic components imports to the Czechia

	CZK million		
	2017	2018	2019
<b>Total</b>	<b>101 739</b>	<b>105 611</b>	<b>93 257</b>
Electronic integrated circuits	77 417	81 468	71 185
Printed circuits	13 352	12 460	11 333
Other electronic components	10 969	11 683	10 738

Figure E34 Electronic components imports

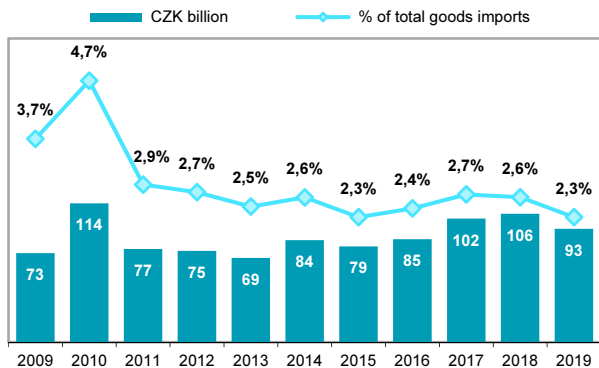


Figure E35 Electronic components imports, by commodities

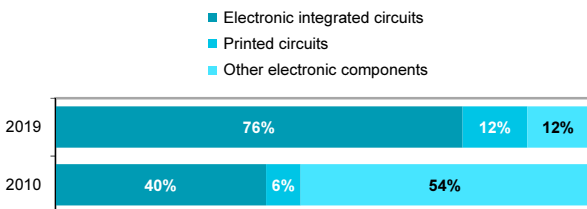
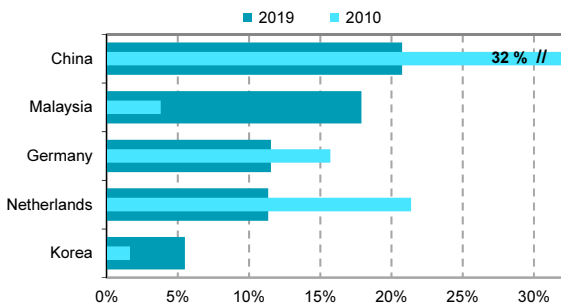


Figure E36 Electronic components imports, by countries



Source: CZSO, Cross-border movements of goods database

## E International trade in ICT goods

Table E11 Exports of ICT parts n.e.s. from Czechia

	CZK million		
	2017	2018	2019
<b>Total</b>	<b>35 335</b>	<b>34 049</b>	<b>52 438</b>
Parts and accessories n.e.s. of			
computers	17 647	16 629	29 897
telecommunication equipment	11 638	10 752	12 979
consumer electronics	6 050	6 668	9 561

Figure E37 Exports of ICT parts and accessories n.e.s.

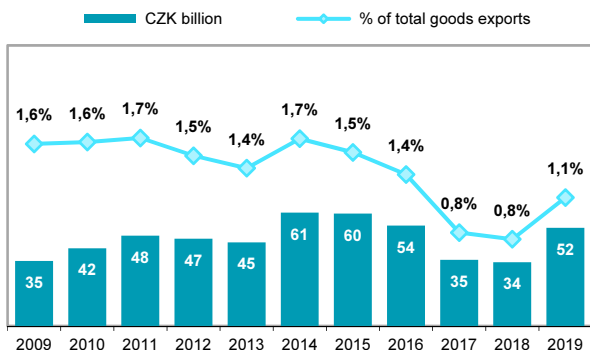


Figure E38 Exports of ICT parts n.e.s., by commodities

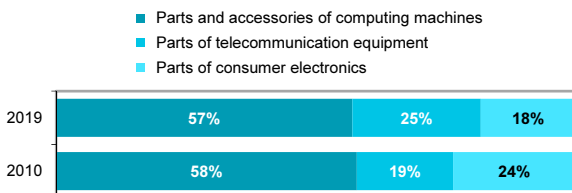
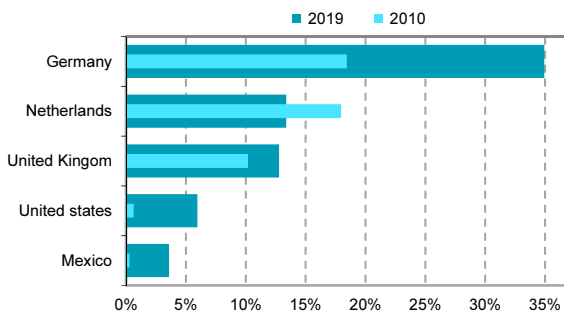


Figure E39 Exports of ICT parts n.e.s., by countries



Source: CZSO, Cross-border movements of goods database



## E International trade in ICT goods

Table E12 Imports of ICT parts n.e.s. to Czechia

	CZK million		
	2017	2018	2019
<b>Total</b>	<b>95 711</b>	<b>90 251</b>	<b>91 931</b>
Parts and accessories n.e.s. of			
computers	59 430	55 786	57 829
telecommunication equipment	7 792	7 295	8 923
consumer electronics	28 489	27 170	25 179

Figure E40 Imports of ICT parts and accessories n.e.s.

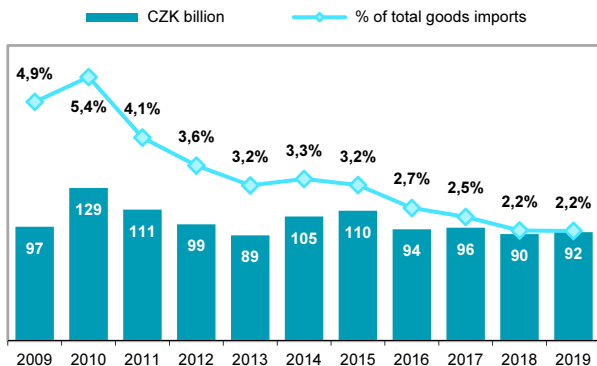


Figure E41 Imports of ICT parts n.e.s., by commodities

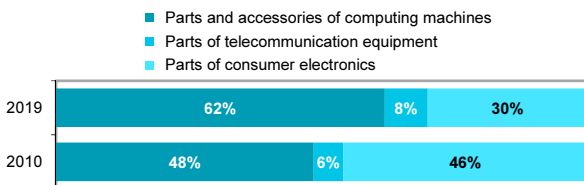
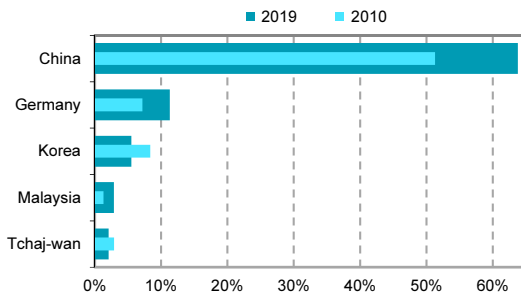


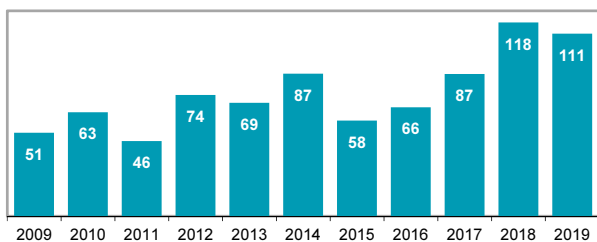
Figure E42 Imports of ICT parts n.e.s., by countries



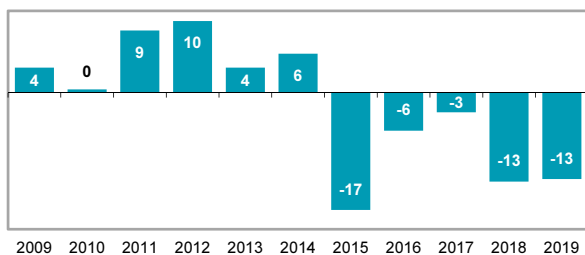
Source: CZSO, Cross-border movements of goods database

## E International trade in ICT goods

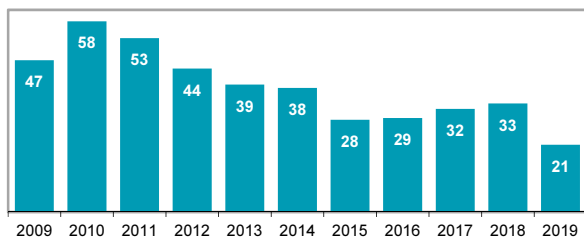
**Figure E43 Balance of cross-border movement of Computer equipment and peripherals (CZK billion)**



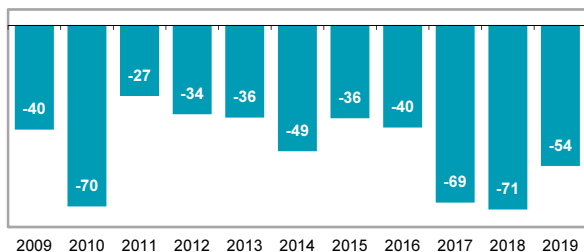
**Figure E44 Balance of cross-border movement of Communication equipment (CZK billion)**



**Figure E45 Balance of cross-border movement of Consumer electronics (CZK billion)**



**Figure E46 Balance of cross-border movement of Electronic components (CZK billion)**



Source: CZSO, Cross-border movements of goods database