

B ICT students

Students of and graduates from ICT fields of education (in short ICT students and graduates) are **defined** by the International Standard Classification of Education: Fields of Education and Training 2013 used in the Czech Republic (**CZ-ISCED-F 2013**). ICT-related studies correspond to the broad field of education **Information and Communication Technologies (class 06)** of this classification that involves detailed defined fields of education as follows:

Computer use (0611);

Database and network design and administration (0612);

Software and applications development and analysis (0613);

ICT not elsewhere classified (0619) and

Inter-disciplinary programmes and qualifications involving ICT (0688).

Detail description of **CZ-ISCED-F 2013** is available here (*only in Czech*):

<https://www.czso.cz/csu/czso/klasifikace-oboru-vzdelani-cz-isced-f-2013>

Education at universities presented in this chapter for Czechia belongs to the tertiary level of education and **includes bachelor, follow-up master, master and doctoral study programmes**. Master and follow-up master study programmes together are called here master programmes. Studies can be delivered in full-time, distance, or combined type of education.

Data for the Czech Republic were obtained from data sources of the **Ministry of Education, Youth, and Sports**, namely from the **Union Information from Students' Registers (SIMS)**. The source database of SIMS is continually completed and updated, including retrospective corrections. Detailed information about the SIMS database is available here (*only in Czech*): <https://sims.msmt.cz/>

Data on university students are always as at **31 December of the reference year**; data on graduates are **for the entire school year**.

Numbers of students and graduates are given as **headcount**, i.e. each student is included in a particular piece of data only once, including students, who study in more study programmes at the same time. The total numbers of students and graduates thus do not have to be equal to the sums of students and graduates of respective types of study programmes.

Note: Since a field of education with the same code may have various contents at different universities and thus it is problematic to classify students to relevant groups of fields of education according to the ISCED-F 2013, expert estimates are given for the breakdown by field of education made by experts of the Ministry of Education, Youth, and Sports.

Eurostat database was used for the **international comparisons**. Data about number of students of and graduates from ICT fields of education contain information for tertiary level of education, ie including, for example, higher vocational schools. For this reason, the data for the Czech Republic from Eurostat differ from the data published by the CZSO available in the SIMS database. The main reason is mainly a slightly different definition of levels of tertiary education.

For more information on ICT students see (*only in Czech*):

<https://www.czso.cz/csu/czso/studenti-a-absolventi-ict-oboru-vysokoskolskeho-studia>

B ICT students

Table B1 University students of ICT education in Czechia

	Number of students		
	2018	2019	2020
Total	20 049	20 366	21 660
of which 25 years and older	4 740	4 660	4 992
Gender			
Men	16 742	16 988	17 951
Women	3 307	3 378	3 709
Citizenship			
Czech citizens	14 850	14 909	15 363
Foreigners	5 199	5 457	6 298
Study programme			
Bachelor study programme	14 156	14 565	15 700
Master study programme	5 152	5 034	5 112
Doctoral study programme	748	776	858

Figure B1 University students of ICT fields of education

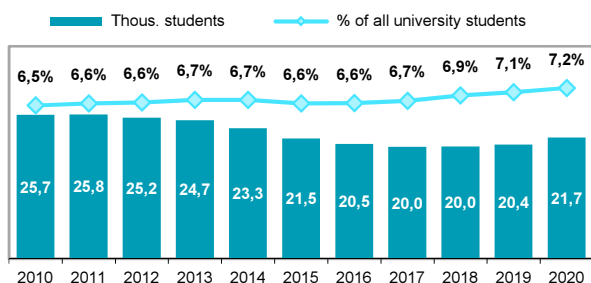


Figure B2 University students of ICT, by gender

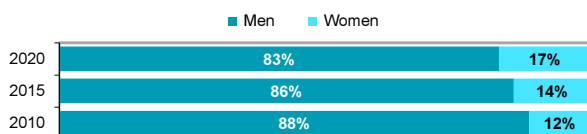


Figure B3 University students of ICT, by citizenship

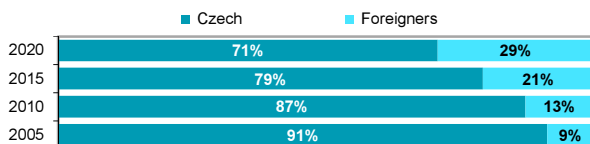
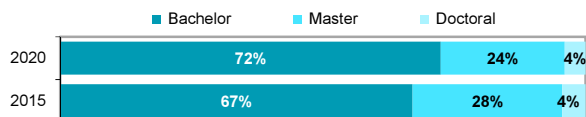


Figure B4 University students of ICT, by study programme



Source: CZSO calculation based on MEYS database

B ICT students

Figure B5 Tertiary students of ICT education; 2019
(% of all tertiary students)

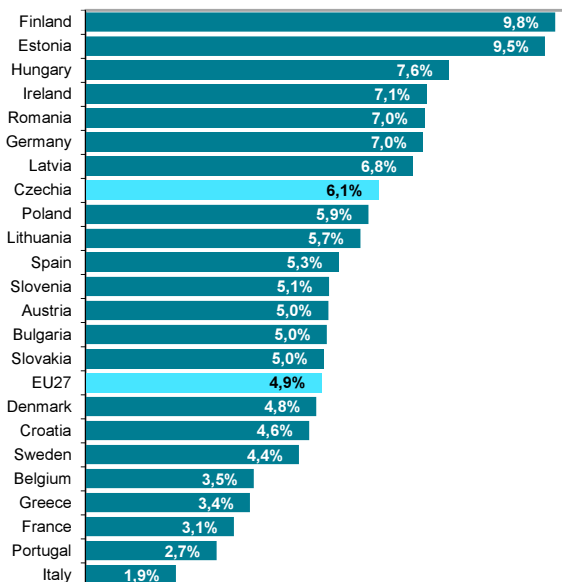
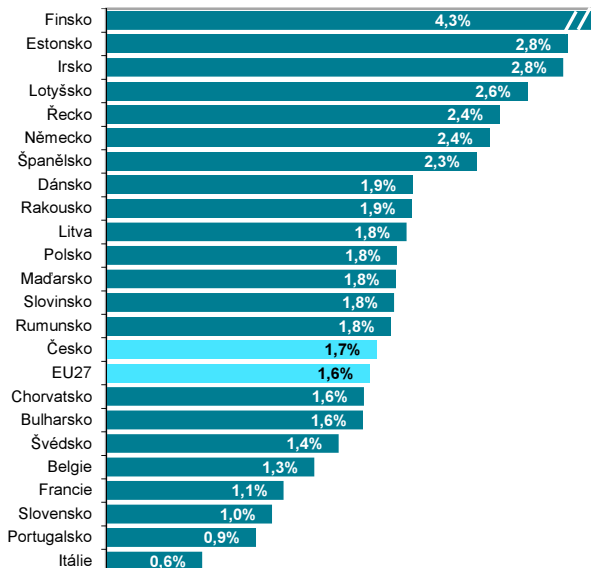


Figure B6 Tertiary students of ICT education; 2019
(% of population aged 20 to 29 years)



Source: CZSO calculation based on Eurostat database

B ICT students

Table B2 University graduates from ICT education in Czechia

	Number of graduates		
	2018	2019	2020
Total	3 802	3 606	3 668
Men	3 181	2 955	2 979
Women	621	651	689
Citizenship			
Czech citizens	2 921	2 641	2 733
Foreigners	881	965	935
Study programme			
Bachelor	2 055	1 957	2 078
Master	1 667	1 580	1 542
Doctoral	80	69	48

Figure B7 University graduates from ICT fields of education

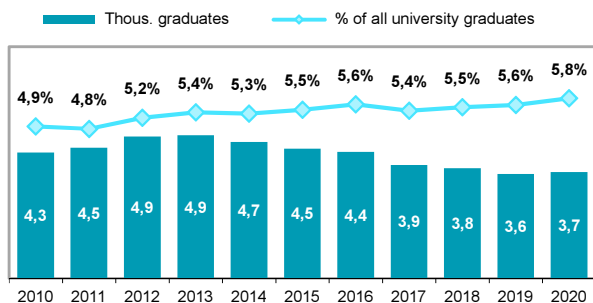


Figure B8 University graduates from ICT, by gender

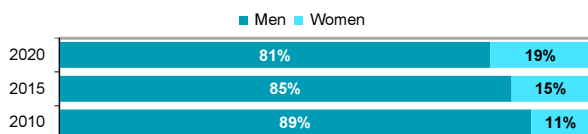


Figure B9 University graduates from ICT, by citizenship

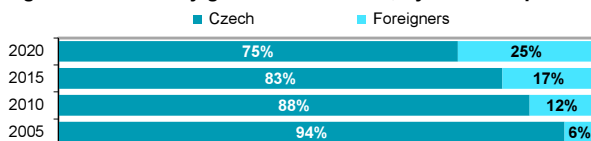
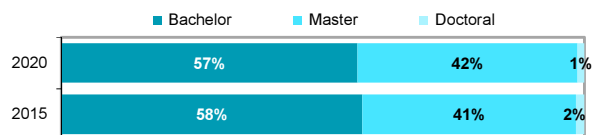


Fig. B10 University graduates from ICT, by study programme



Source: CZSO calculation based on MEYS database

Figure B11 Tertiary graduates from ICT; 2019
(% of all tertiary graduates)

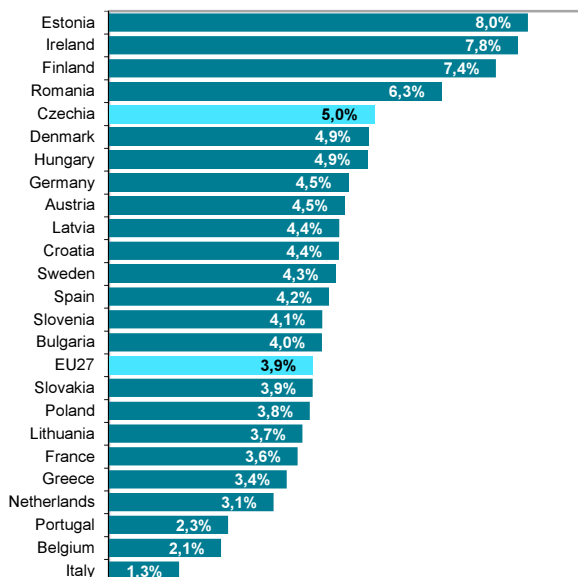
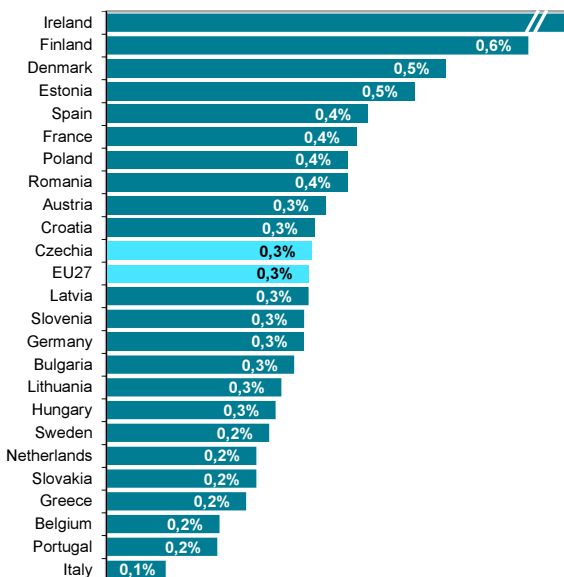


Figure B12 Tertiary graduates from ICT; 2019
(% of population aged 20 to 29 years)



B ICT students

Figure B13 Share of women among all tertiary students of ICT fields of education; 2019

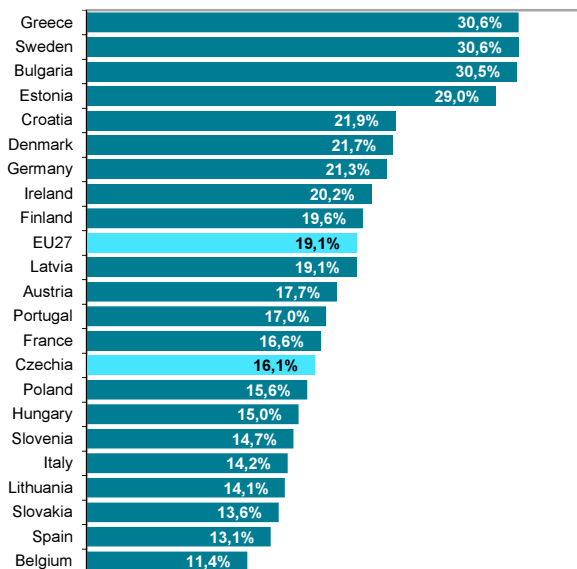
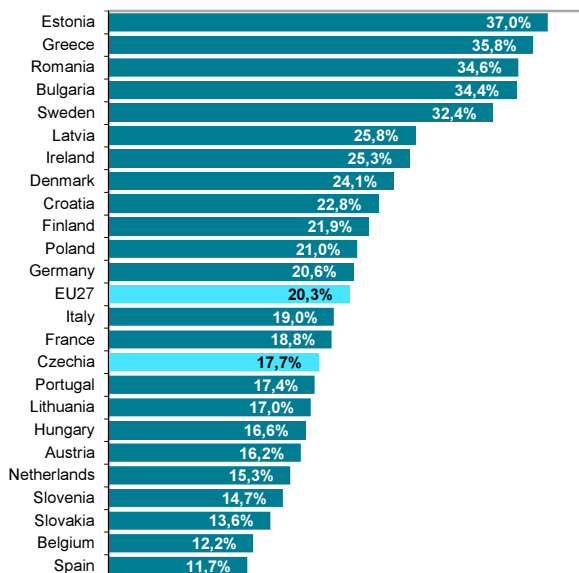


Figure B14 Share of women among all tertiary graduates from ICT fields of education; 2019



Source: CZSO calculation based on Eurostat database