

B Households

Since 2002, the Czech Statistical Office (CZSO) has been regularly monitoring the selected ICT in Czech households by an independent annual statistical survey titled: “**Sample Survey on ICT Use in Households and by Individuals.**”

This survey has been conducted as an annex to the Labour Force Survey (LFS) using a **Computer Assisted Personal Interviewing (CAPI)** as a collection method. In line with the LFS methodology, the results are weighted on the whole targeted population of the Czech Republic.

Since 2006, the survey has been proceeded according to the Regulation (EC) No. 808/2004 of the European Parliament and of the Council concerning Community statistics on the information society. The regulation allows obtaining of the internationally comparable data.

Reference period: 2nd quarter of a monitored year

Sample size: 5 000 households

Comparability of data published by the CZSO and Eurostat: The data for the Czech Republic published by Eurostat slightly differs from the data published by the CZSO. This difference is due to the fact that Eurostat includes, as part of the data it publishes, solely households with at least one person aged 16 to 74. The CZSO typically publishes data for all households without age restrictions. *This is the reason why the tables in this publication for the Czech Republic give dual values: total and total of aged 16-74.*

Definitions:

- **Households with a computer** involve all households, which at the time of the survey stated, that at least one of the household members had an access to a computer at home. Computer refers here to a desktop or portable (including tablets) computer. *Computers that are not owned by the household but can be at a member's disposal for personal use at home (e.g. notebook from work) are also included.*
- **Households with Internet access** include all households, which at the time of survey stated, that at least one of the household members had access to the Internet at home through any device. *'Access' does not refer here to the "connectability" (i.e. can connections be provided in the households' area), but to whether anyone in the household could use the Internet at home if desired.*
- **Broadband connection** includes one of the following Internet access services: xDSL (ADSL etc.) lines, Cable modem (CATV), Fixed wireless connection (FWA, Wi-Fi), Mobile connection, Fibre (FTTx) and other connections that enable a connection 256 or more kbit/s, in one or both directions. *Definitions of respective types of broadband connections are given in explanatory notes to the **Chapter A.***

Methodology of this survey is carefully described in publication “Use of ICT in Households and by Individuals – 2014; code: 062004-14” available electronically from:

<https://www.czso.cz/csu/czso/vyuzivani-informacnich-a-komunikacnich-technologie-v-domacnostech-a-mezi-jednotlivci-2014-ejgbbmx0ui>

Regional data can be found in chapter 18 of each **Regional yearbook.**

<https://www.czso.cz/csu/czso/regional-yearbooks>

The CZSO's **Household Budget Survey (HBS)** has been used as a supplementary source of information for this chapter. Data on households with **fixed** and **mobile telephones** originate in this survey.

The **Eurostat** online database for **Information society statistics** together with results from the Eurobarometer 362 **E-Communications Household Survey** have been used for the international comparison.

Further information on ICT in households can be found at:

https://www.czso.cz/csu/czso/domacnosti_a_jednotlivci

B Households

Tab. B1 Households with a fixed telephone in the Czech Rep.

%

	2011	2012	2013
Total:	23,4	21,8	19,5
Household type:			
Households without children	26,4	25,1	22,1
Households with children	18,0	15,5	14,8
Economic status of the head of household:			
Employee	17,5	16,5	15,4
Self-employed	25,2	23,7	20,2
Unemployed	16,6	10,0	10,4
Pensioner	33,3	30,6	27,4
Age of the head of household:			
Till 29 years	1,7	3,7	2,9
30 - 39 years	9,0	7,4	6,3
40 - 49 years	21,6	18,9	16,3
50 - 59 years	23,0	20,8	19,8
60 - 69 years	28,6	28,5	25,0
70 years and over	40,9	36,4	32,5

as a percentage of all households of a given type

Figure B1 Households with a fixed telephone line

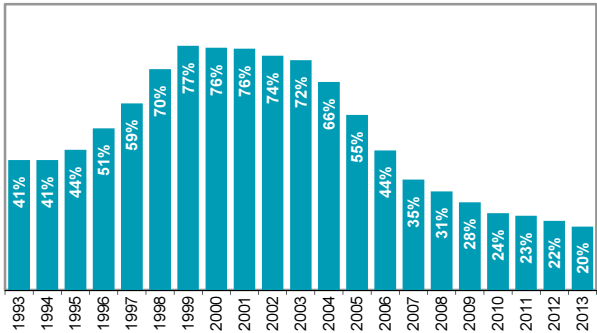
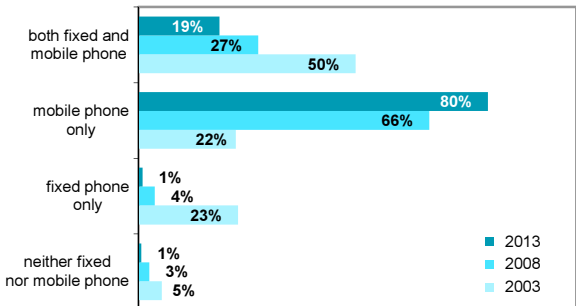


Figure B2 Households with telephone by type

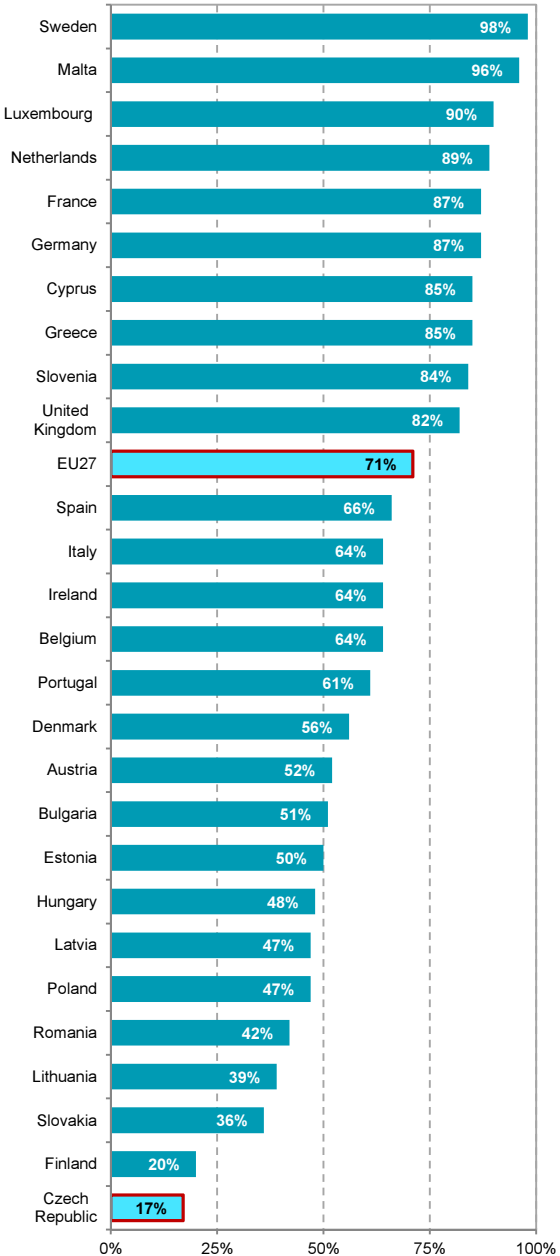


as a percentage of all households

Source: Czech Statistical Office, Household Budget Survey

B Households

Figure B3 Proportion of households with a fixed telephone (%); 2011



Source: E-Communications Household Survey, Eurobarometer

B Households

Tab. B2 Households with a mobile phone in the Czech Republic

	%		
	2011	2012	2013
Total	97,4	97,8	98,3
Household type:			
Households without children	94,9	95,7	96,5
Households with children	98,6	99,2	99,3
Economic status of the head of household:			
Employee	97,8	98,5	98,7
Self-employed	95,4	96,5	96,5
Unemployed	94,8	96,5	98,4
Pensioner	93,8	94,3	95,4
Age of the head of household:			
Till 29 years	98,0	99,3	97,9
30 - 39 years	97,7	98,5	99,1
40 - 49 years	98,2	98,6	98,9
50 - 59 years	96,2	97,4	97,6
60 - 69 years	95,8	96,3	97,2
70 years and over	92,4	93,5	94,6

as a percentage of all households of a given type

Figure B4 Mobile phones in households

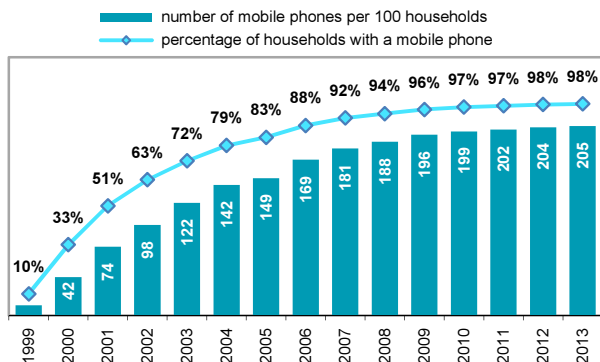
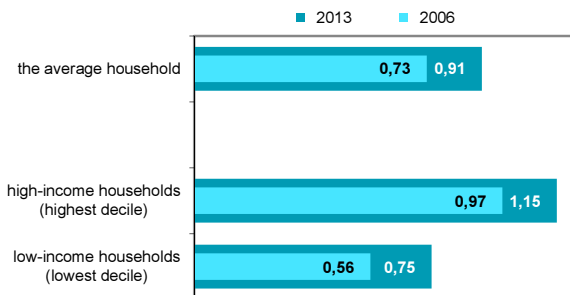


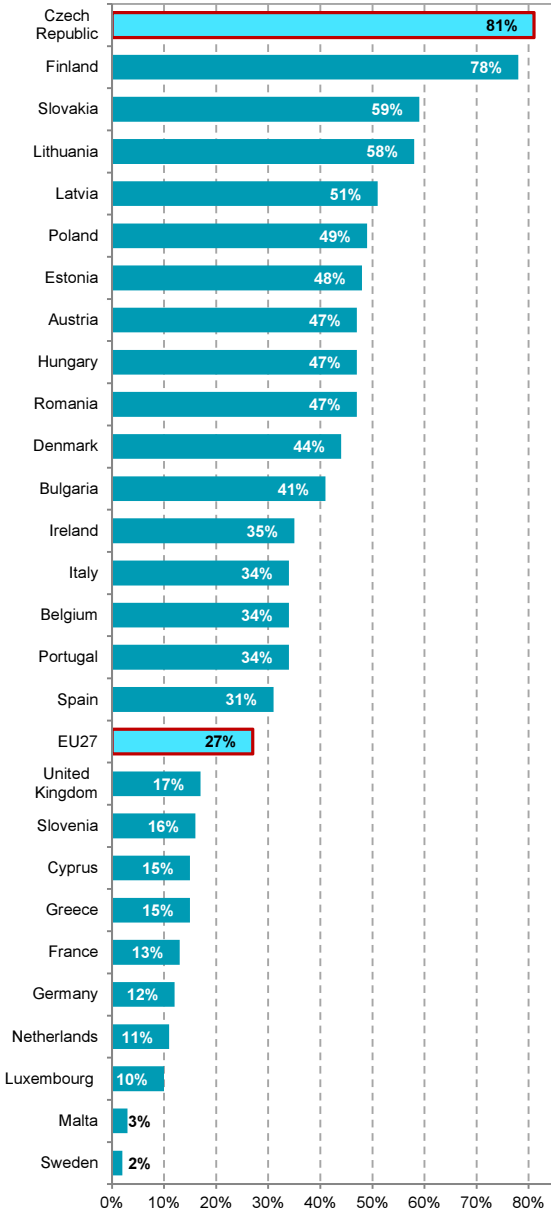
Figure B5 Number of mobile phones per one member of a household



Source: Czech Statistical Office, Household Budget Survey

B Households

Figure B6 Proportion of households with a mobile telephone only* (%); 2011



*Households using both mobile and fixed telephone are excluded

Source: E-Communications Household Survey, Eurobarometer

B Households

Tab. B3 Households with a computer in the Czech Rep.; 2014

%

	Total	Desktop	Portable
Total	72,4	44,7	51,5
Total (16-74)	77,9	48,2	56,0
Household type:			
Households without children, total	64,7	39,1	44,4
of which households of pensioners	9,9	7,4	3,0
Households with children	93,7	60,1	71,2
Household (HH) income (quartiles):			
HHs with income in first quartile (lowest)	32,7	16,3	19,4
HHs with income in second quartile	57,5	32,6	33,3
HHs with income in third quartile	87,2	54,7	59,5
HHs with income in fourth quartile (highest)	97,4	64,0	80,2

as a percentage of all households of a given type

Figure B7 Households with a computer

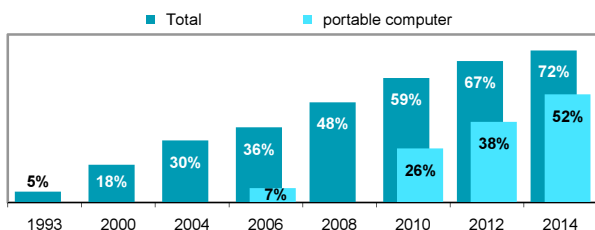
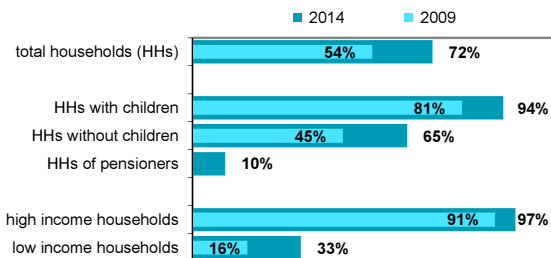
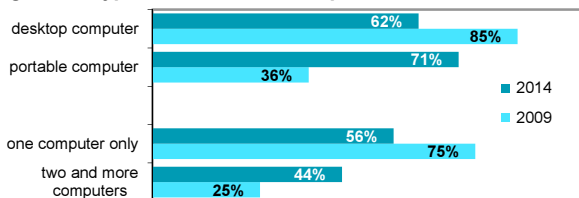


Figure B8 Use of computer by type of household



as a percentage of all households of a given type

Figure B9 Type and number of computers in households

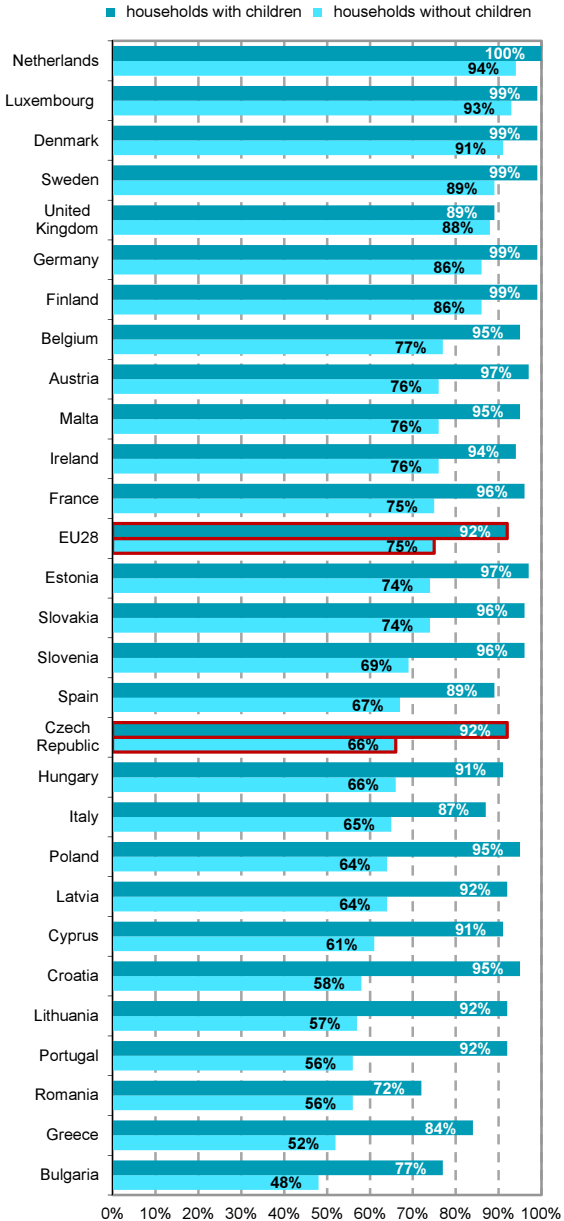


as a percentage of all households with a computer

Source: Czech Statistical Office, ICT use survey in households

B Households

Figure B10 Households with a computer by type of household; 2013



as a percentage of all households with and without children in a given country

Source: Eurostat 2015

B Households

Tab. B4 Households with Internet in the Czech Republic

%

	2012	2013	2014
Total	65,4	67,0	72,1
Total (16-74)	70,6	72,6	78,0
Household type:			
Households without children, total	56,5	57,4	64,6
of which households of pensioners			9,1
Households with children	89,6	91,5	93,0
Household (HH) income (quartiles):			
HHs with income in first quartile (lowest)	23,6	29,0	32,4
HHs with income in second quartile	49,7	50,5	56,5
HHs with income in third quartile	84,7	86,4	87,0
HHs with income in fourth quartile (highest)	93,9	94,9	97,4

as a percentage of all households of a given type

Figure B11 Households with Internet

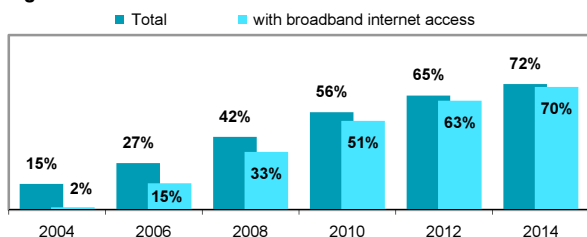


Figure B12 Internet connection(s) used by households

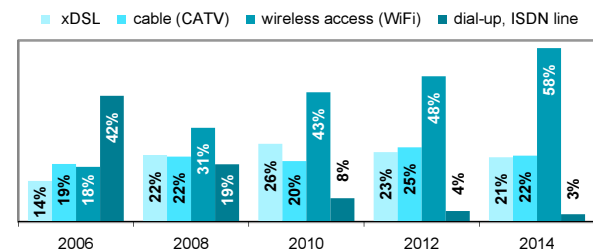
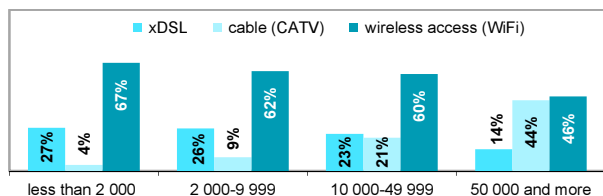


Figure B13 Internet connection(s) used by households* by degree of urbanisation** in 2014



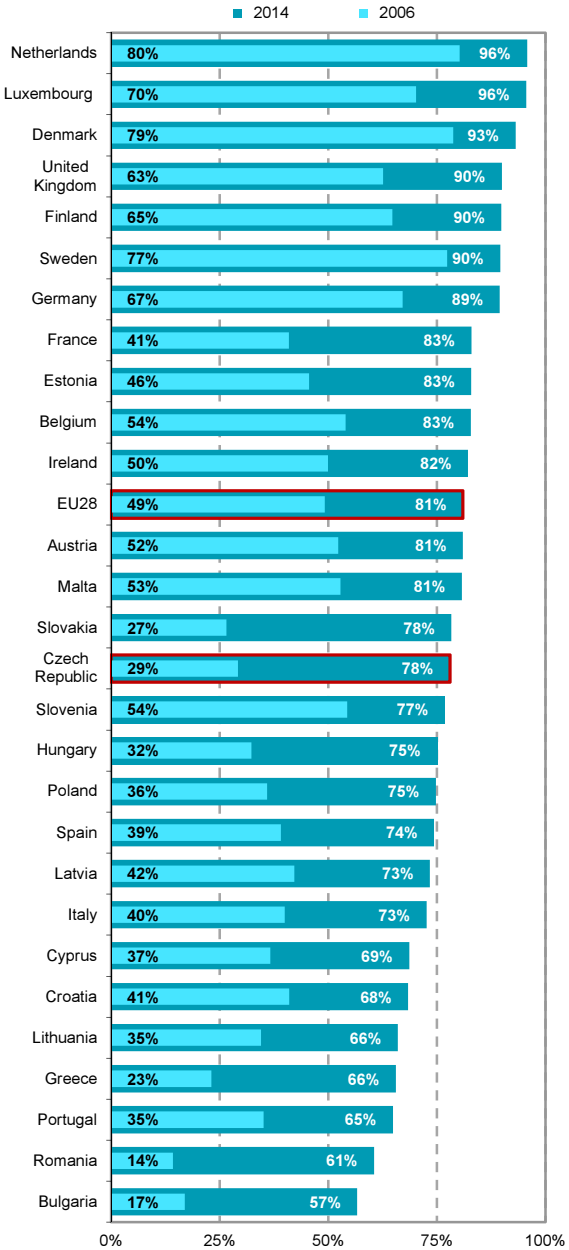
*as a percentage of all households with Internet of a given type

** Households living in municipalities with inhabitants

Source: Czech Statistical Office, ICT use survey in households

B Households

Figure B14 Households with Internet

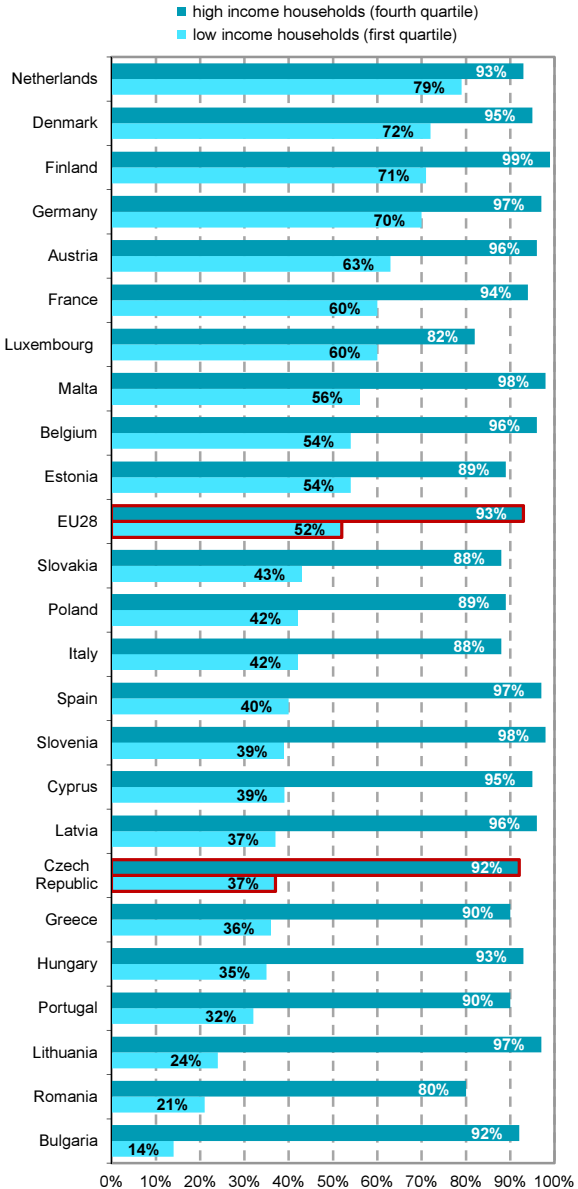


as a percentage of all households in a given country

Source: Eurostat 2015

B Households

Figure B15 Households with a broadband connection by household income; 2014

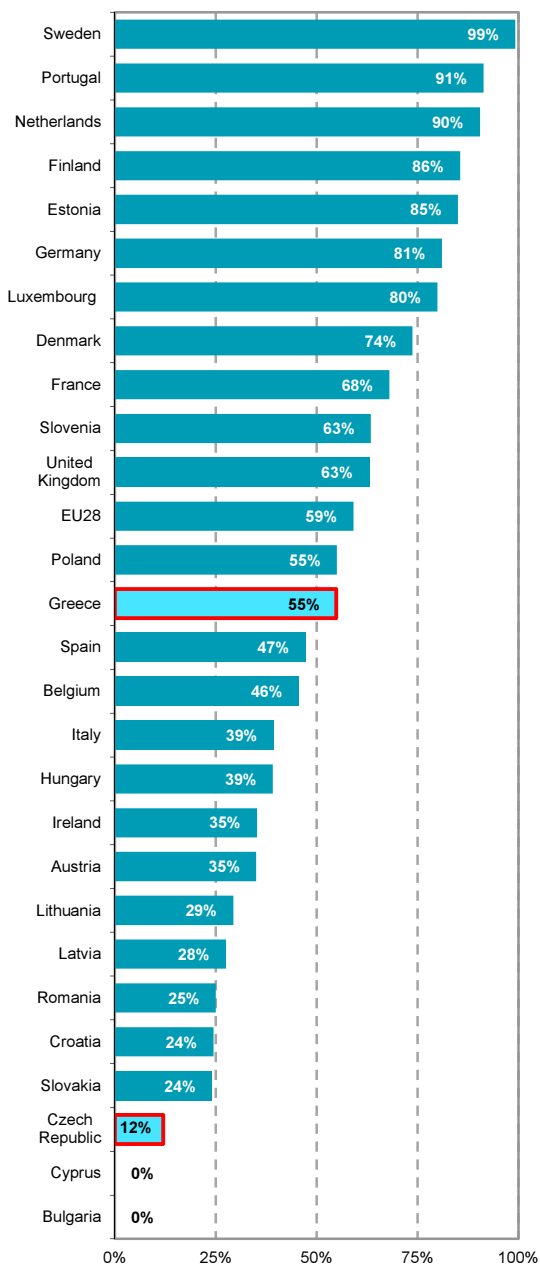


as a percentage of all households in a given income group and country

Source: Eurostat 2015

B Households

Figure B16 Households living in an area with 4G mobile broadband (LTE) coverage; 2013



Source: European Commission, Digital Agenda Scoreboard Indicators 2015