

B Households and digital technologies

The Czech Statistical Office (CZSO) has been monitoring data on penetration of selected information and communication technologies in Czech households by annual statistical survey named **Sample Survey on the ICT Use in Households and by Individuals**. The first survey was carried out in 2002.

The survey applies the method of personal interviews with the use of tablet computer. During the last round of the survey, there were collected answers from approx. 6 thousand individuals who were living in 4 thousand households. The survey has been carried out in accord with the **Regulation (EC) No 2019/1700** of the European Parliament and of the Council. This allows obtaining of internationally comparable data within the EU.

Notes

The **Reference Period** is the 2nd Q of the monitored year.

Income quintiles: Households were divided into five groups (quintiles) according to the amount of net income per person in the household.

Comparability of the CZSO and Eurostat Data:

Data published by Eurostat for Czech households differ from data published by the CZSO. Eurostat includes solely households with at least one person aged 16–74 years. The CZSO publishes data for all households.

International data and comparisons of certain indicators are taken from the Eurostat database for digital economy and society, data of which are updated every year. Detailed information can be found at:

<https://ec.europa.eu/eurostat/web/digital-economy-and-society/overview>

Definitions (sorted alphabetically)

- A **WiFi router** is a device that enables the distribution of the internet signal inside the household's premises, i.e. it enables wireless connection of more devices at the same time and from different places.
- **Households of persons older than 65 years** mean households where only persons aged 65+ years live.
- **Households of persons up to 40 years** mean households where only persons aged 16 to 40 years live. There are no children up to 15 years in these households.
- **Households with a computer** involve households, which at the time of the survey stated, that at least one of the household members used a computer at home (desktop, laptop, or tablet).
- **Households with children up to 15 years** mean households with at least one child younger than 16 years of age.
- **Households with the internet** mean households, which at the time of the survey stated, that at least one of the household members used the internet at home. The internet could be used on a computer, a tablet, a mobile phone, a smart TV, a game console, etc.
- **Smart household appliances** include e.g. smart coffee makers, refrigerators, ovens, vacuum cleaners, washing machines, dryers, or smart garden equipment (such as smart lawn mowers).
- **Smart devices for energy management** include e.g. smart thermostats, consumption meters, lights, electrical outlets or garden irrigation systems.

- **Smart home security devices** include, for example, smart home alarms, smoke detectors, security cameras, or locks.
- **The Internet of Things (IoT)** refers to devices that are wirelessly connected to other devices and are able to communicate with each other. Users of the IoT devices control them most often via mobile applications or via web interface.

Detailed information on methodology and data from the survey, including international comparison, can be found at:

<https://csu.gov.cz/ict-in-households-and-ict-users>

B Households and digital technologies

Table B1 Households in Czechia with a mobile phone; 2025

	Percentage		
	Total	Smart-phone	Mobile phone without operating system
Households (HHs), total	99,8	88,8	21,6
HHs with children up to 15 years	100,0	99,3	7,3
HHs of persons up to 40 years	99,6	99,6	0,8
HHs of persons older than 65 years	99,4	56,8	54,9
Other households without children	100,0	96,0	18,4
Household income group			
The lowest income group (first quintile)	99,3	74,0	33,7
Second quintile income group	99,8	82,4	30,5
Third quintile income group	100,0	91,5	22,5
Fourth quintile income group	100,0	97,1	13,6
The highest income group (fifth quintile)	100,0	99,1	7,6

Chart B1 Households with a mobile phone without operating system

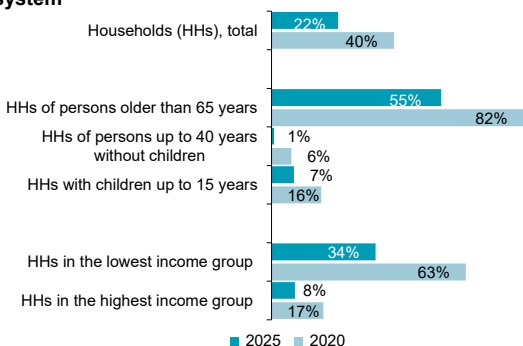
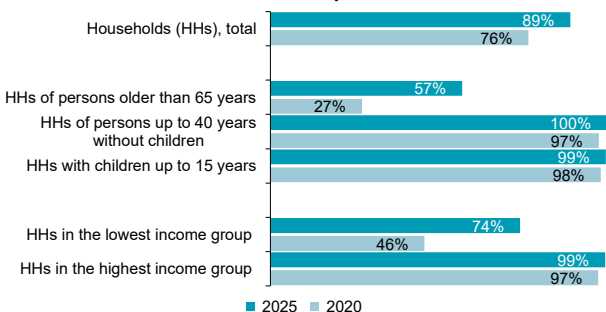


Chart B2 Households with a smartphone



Source: Czech Statistical Office, ICT use survey in households

B Households and digital technologies

Table B2 Households in Czechia with a computer

	Percentage		
	2015	2020	2025
Households (HHs), total	73,1	78,7	83,5
Type of household			
HHs with children up to 15 years	93,8	95,8	95,7
HHs of persons up to 40 years	93,0	94,2	92,7
HHs of persons older than 65 years	24,9	39,9	49,9
Other households without children	76,8	85,7	90,9
Household income group			
The lowest income group (first quintile)	.	44,8	61,3
Second quintile income group	.	69,3	77,1
Third quintile income group	.	87,0	86,4
Fourth quintile income group	.	94,2	94,7
The highest income group (fifth quintile)	.	98,0	98,1

Chart B3 Households with a computer

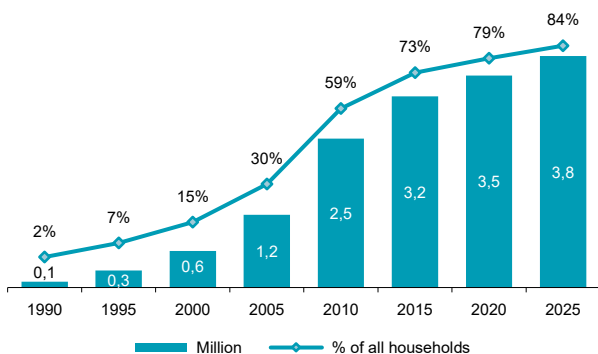
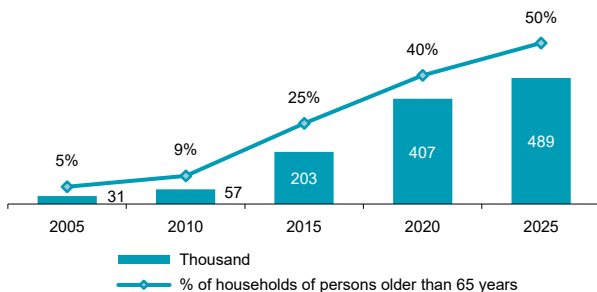


Chart B4 Households of persons older than 65 years with a computer



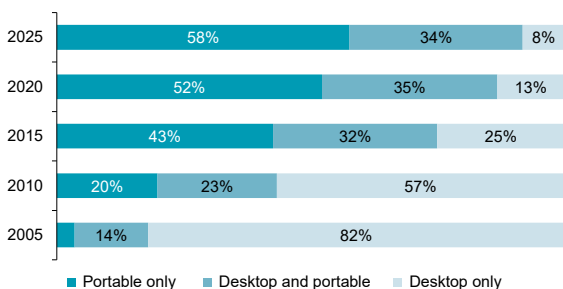
Source: Czech Statistical Office, ICT use survey in households

B Households and digital technologies

Table B3 Computers used in households in Czechia; 2025

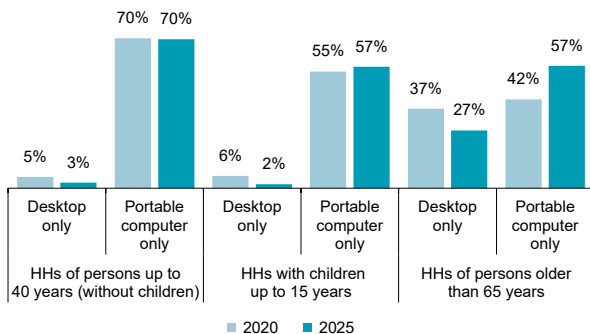
	Percentage		
	Desktop	Laptop	Tablet
Households (HHs), total	35,4	70,7	39,5
Type of household			
HHs with children up to 15 years	41,3	88,6	59,5
HHs of persons up to 40 years	28,1	82,9	40,9
HHs of persons older than 65 years	21,3	32,2	10,4
Other households without children	40,5	76,5	41,7
Household income group			
The lowest income group (first quintile)	23,9	45,5	27,1
Second quintile income group	33,3	61,5	31,6
Third quintile income group	32,4	73,0	41,2
Fourth quintile income group	40,6	82,4	43,8
The highest income group (fifth quintile)	46,4	91,2	53,4

Chart B5 Households with a computer by type of device



as a percentage of all households with a computer

Chart B6 Households using only desktop or portable computer



as a percentage of all households with a computer of a given HHs type

Source: Czech Statistical Office, ICT use survey in households

B Households and digital technologies

Table B4 Households in Czechia with internet access

	Percentage		
	2015	2020	2025
Households (HHs), total	73,1	81,7	90,0
HHs with children up to 15 years	93,6	98,5	99,4
HHs of persons up to 40 years	94,7	97,8	99,2
HHs of persons older than 65 years	24,2	41,3	60,3
Other households without children	77,0	89,7	97,2
Household income group			
The lowest income group (first quintile)	.	50,4	73,7
Second quintile income group	.	72,9	84,2
Third quintile income group	.	90,4	93,4
Fourth quintile income group	.	95,8	98,9
The highest income group (fifth quintile)	.	98,8	99,9

Chart B7 Households with internet access

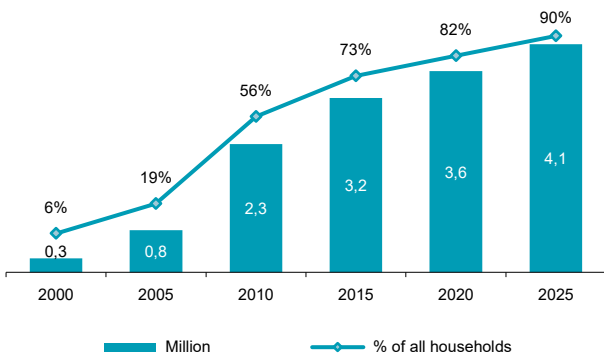
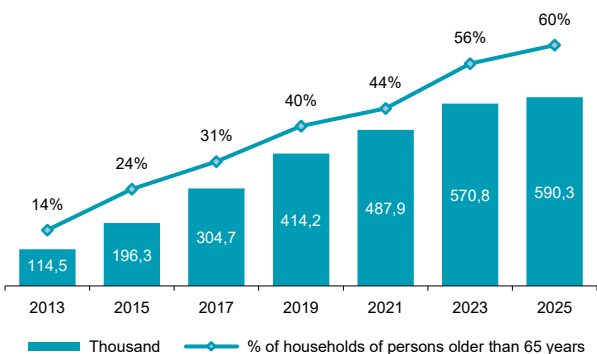


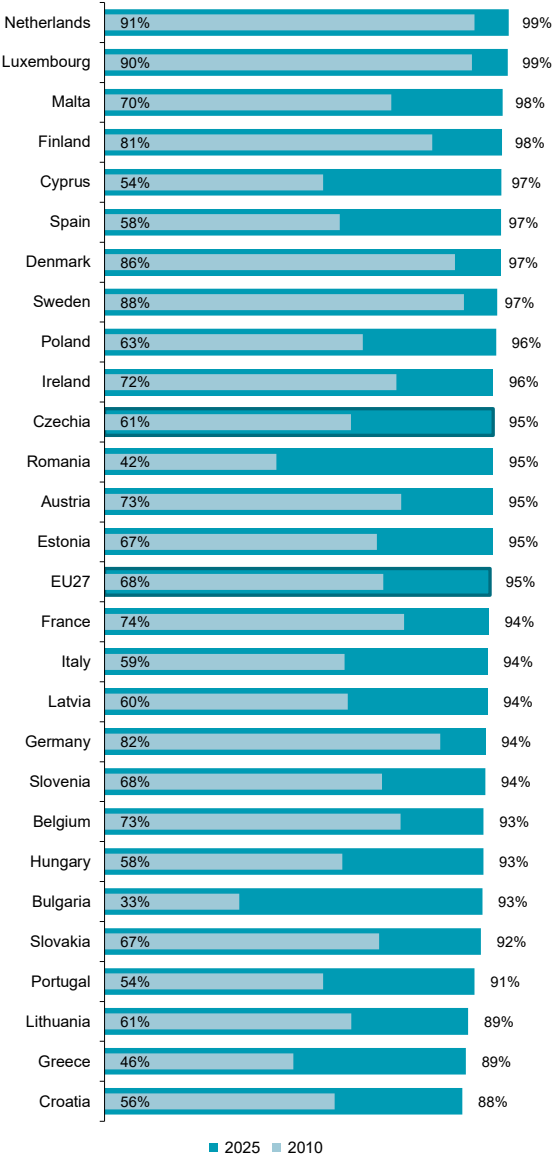
Chart B8 Households of persons older than 65 years with internet access



Source: Czech Statistical Office, ICT use survey in households

B Households and digital technologies

Chart B9 Households in EU countries with internet access



Share of households with at least one person under 75 years of age

Source: Eurostat

B Households and digital technologies

Table B5 Households in Czechia using a WiFi router

	Percentage		
	2015	2020	2024
Households (HHs), total	47,7	68,3	82,0
HHs with children up to 15 years	68,4	89,2	95,0
HHs of persons up to 40 years	64,1	82,8	88,1
HHs of persons older than 65 years	8,8	25,9	50,1
Other households without children	48,2	75,2	90,7
Household income group			
The lowest income group (first quintile)	.	35,9	60,8
Second quintile income group	.	55,6	75,0
Third quintile income group	.	75,4	84,9
Fourth quintile income group	.	83,4	94,3
The highest income group (fifth quintile)	.	91,3	95,1

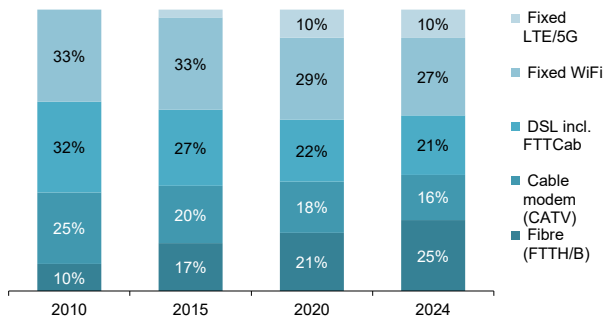
Note: Households using a WiFi router include households that use a Wi-Fi router or a modem to distribute wireless internet within an apartment or a house.

Source: Czech Statistical Office, ICT use survey in households

Table B6 Fixed internet connection used by Czech households

	active subscriptions (thousand)		
	2022	2023	2024
DSL incl. FTTCab	737,7	746,0	728,7
Fibre (FTTH/B)	733,7	801,3	867,5
Cable modem (CATV)	572,4	560,7	553,8
WiFi in a fixed location (Fixed WiFi)	943,9	944,3	945,5
LTE/5G in a fixed location (Fixed LTE/5G)	323,7	324,0	346,6

Chart B10 Households with fixed internet by type of connection



Note: Households with a given type of internet connection are counted as the number of households with a contract for internet access at a fixed location using a given technology. This also includes fixed wireless access services by using WiFi or LTE/5G technology at a fixed location (house, apartment).

Source: Czech Telecommunication Office and CZSO own calculations

B Households and digital technologies

Table B7 Households in Czechia using a Smart TV

	Percentage		
	2021	2023	2025
Households (HHs), total	37,1	49,5	54,3
HHs with children up to 15 years	55,7	69,1	72,9
HHs of persons up to 40 years	58,5	68,1	70,9
HHs of persons older than 65 years	7,0	13,6	16,0
Other households without children	37,9	52,2	58,3
Household income group			
The lowest income group (first quintile)	13,4	27,4	34,7
Second quintile income group	26,3	37,3	46,3
Third quintile income group	35,7	49,6	52,8
Fourth quintile income group	48,4	62,6	65,1
The highest income group (fifth quintile)	61,4	70,5	72,2

Chart B11 Households using a Smart TV

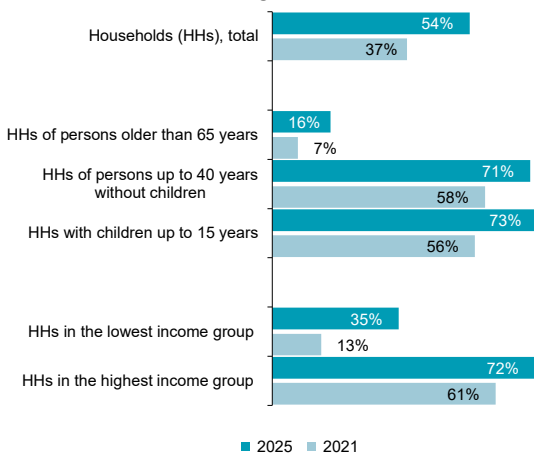


Table B8 Households in Czechia with internet-connected smart home appliances such as robot vacuums or fridges

	Percentage		
	2020	2022	2024
Households (HHs), total	2,6	7,8	15,5
HHs with children up to 15 years	4,6	13,6	26,2
HHs of persons up to 40 years	4,3	14,6	18,1
HHs of persons older than 65 years	0,3	0,5	3,2
Other households without children	2,1	6,9	15,0
Household income group			
The lowest income group (first quintile)	0,7	1,2	6,7
Second quintile income group	0,5	2,6	11,2
Third quintile income group	1,5	7,2	11,6
Fourth quintile income group	3,5	12,0	21,5
The highest income group (fifth quintile)	6,5	15,9	26,2

Source: Czech Statistical Office, ICT use survey in households

B Households and digital technologies

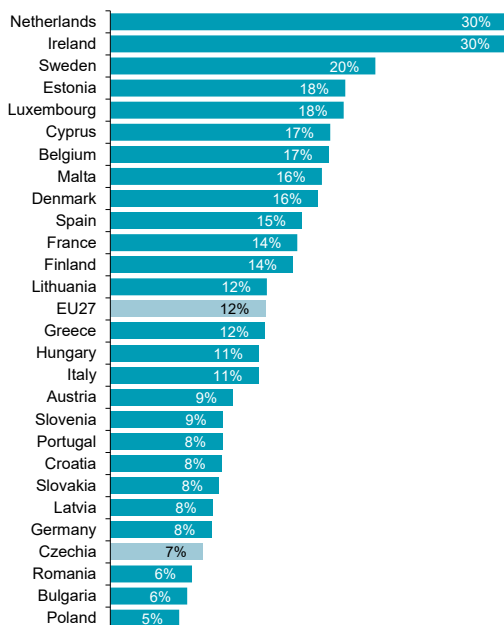
Table B9 Households in Czechia using smart devices for home security and energy management; 2025

	Percentage	
	For home security	For energy management
Households (HHs), total	7,7	7,8
HHs with children up to 15 years	12,3	12,8
HHs of persons up to 40 years	6,4	7,7
HHs of persons older than 65 years	2,6	1,8
Other households without children	8,2	8,1
Household income group		
The lowest income group (first quintile)	1,7	4,4
Second quintile income group	4,8	4,1
Third quintile income group	5,9	5,1
Fourth quintile income group	9,1	8,5
The highest income group (fifth quintile)	17,1	16,8

Note: Smart home security devices include internet-connected alarms, locks, security cameras, smoke detectors and other security/safety smart solutions. Smart home devices for energy management include internet-connected thermostats, lights and other smart solutions to control energy consumption.

Source: Czech Statistical Office, ICT use survey in households

Chart B12 Persons aged 16–74 years in EU countries using smart devices for home security; 2025



Source: Eurostat