

## ANALYSIS

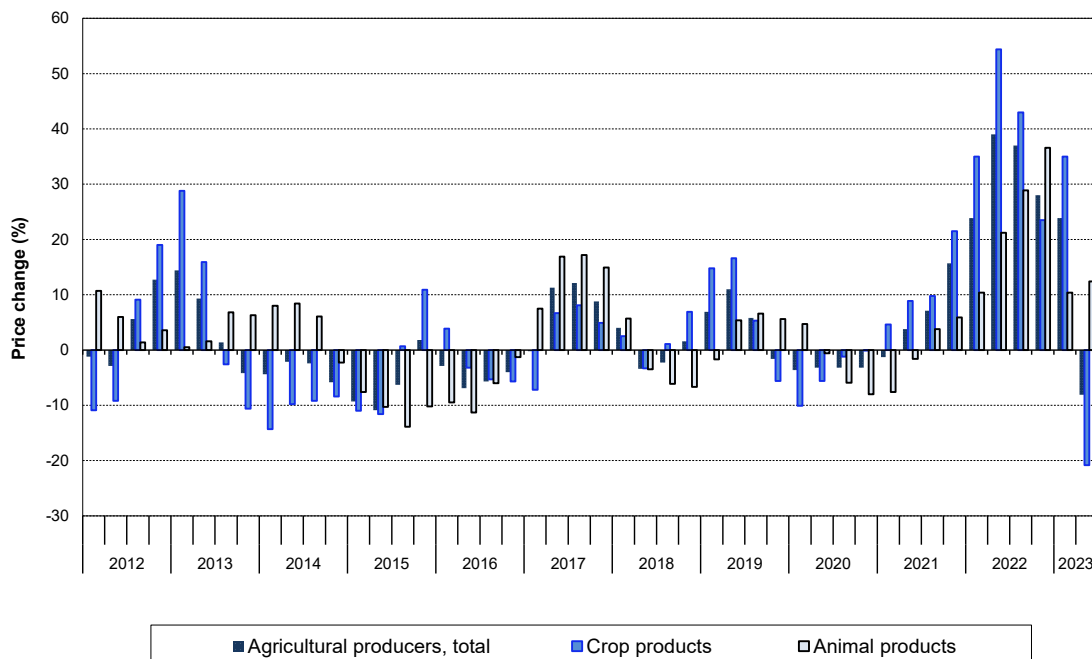
19 July 2023

### Trends in producer price indices in Q2 2023

In Q2 2023, compared to Q1 2023, agricultural producer prices went down by 9.1%. Year-on-year (y-o-y) they fell by 8.1% in Q2 2023. Industrial producer prices decreased by 2.6% in Q2 2023 compared to Q1 2023. Y-o-y they were higher by 3.9% in Q2 2023. Construction work prices increased by 0.8% in Q2 2023 compared to Q1 2023. Y-o-y they rose by 6.9% in Q2 2023. Service producer prices in the business sphere soared by 2.8% in Q2 2023 compared to Q1 2023. Y-o-y they grew by 6.3% in Q2 2023.

In Q2 2023, compared to Q1 2023, agricultural producer prices were lower by 9.1%. On the decrease were prices of cereals (-15.8%), oleaginous crops (-14.6%), eggs (-12.5%) and milk (-12.0%). Prices of potatoes (+22.9%), pigs for slaughter (+7.4%) and vegetables (+3.1%) rose. **Agricultural producer prices** decreased by 8.1%, y-o-y, in Q2 2023. Prices in crop production fell by 20.8% due to price decreases in oleaginous crops (-35.1%), cereals (-22.3%) and fruit (-5.9%). Prices of fresh vegetables (+47.6%) and potatoes (+29.0%) grew. Prices in animal products soared by 12.4%. On the increase were prices of eggs (+42.1%), pigs for slaughter (+24.1%), poultry (+17.0%) and milk (+7.8%).

Graph 1 Year-on-year changes of agricultural producer prices



In Q2 2023, compared to Q1 2023, industrial producer prices were lower by 2.6%. Prices decreased primarily in 'coke, refined petroleum products'. Prices went down in 'wood and of

#### Information Services Unit – Headquarters

Are you interested in the latest data connected with inflation, GDP, population, wages and much more?

You can find them on pages of the Czech Statistical Office on the Internet: [www.czso.cz](http://www.czso.cz)

tel: +420 274 052 304, e-mail: [infoservis@czso.cz](mailto:infoservis@czso.cz)

## ANALYSIS

products of wood and cork' (-9.5%), 'crude petroleum and natural gas' (-8.9%), 'chemicals and chemical products' (-7.1%) and 'electricity, gas, steam and air conditioning' (-6.3%). Prices fell in 'food products' (-1.3%). Increasing were prices in 'other mining and quarrying products' (+9.5%) and 'beverages' (+2.8%).

**Table 1: Industrial producer price indices. quarter-on-quarter comparison**

Code	Name	Year			
		2022		2023	
		Q3	Q4	Q1	Q2
	<b>TOTAL</b>	<b>102.1</b>	<b>100.3</b>	<b>104.2</b>	<b>97.4</b>
<b>B</b>	<b>Mining and quarrying</b>	<b>100.7</b>	<b>103.9</b>	<b>138.9</b>	<b>101.7</b>
<b>C</b>	<b>Manufactured products</b>	<b>101.2</b>	<b>99.6</b>	<b>99.9</b>	<b>98.4</b>
<b>D</b>	<b>Electricity, gas, steam and air conditioning</b>	<b>106.7</b>	<b>102.6</b>	<b>115.5</b>	<b>93.7</b>
<b>E</b>	<b>Water supply, sewerage, waste manag. and rem. serv.</b>	<b>100.0</b>	<b>100.0</b>	<b>116.3</b>	<b>100.0</b>

**In Q2 2023, industrial producer prices** went up by 3.9% **y-o-y** (in Q1 2023 they grew by 15.0%). Prices rose particularly in 'coal and lignite' (+71.4%) and 'crude petroleum and natural gas' (+38.6%). Prices were higher in 'other mining and quarrying products' (+24.7%), 'electricity, gas, steam and air conditioning' (+18.4%), 'beverages' (+14.1%) and 'food products' (+11.4%). On the decrease were especially prices in 'coke, refined petroleum products'. Prices fell in 'chemicals and chemical products' (-13.5%), 'wood and of products of wood and cork' (-13.3%), and 'basic metals' (+11.5%).

**Table 2: Industrial producer price indices, year-on-year comparison**

Code	Name	Year				
		2023				
		Q1	April	May	June	Q2
	<b>TOTAL</b>	<b>115.0</b>	<b>106.4</b>	<b>103.6</b>	<b>101.9</b>	<b>103.9</b>
<b>B</b>	<b>Mining and quarrying</b>	<b>154.0</b>	<b>151.4</b>	<b>145.6</b>	<b>145.9</b>	<b>147.6</b>
<b>C</b>	<b>Manufactured products</b>	<b>110.3</b>	<b>102.4</b>	<b>98.6</b>	<b>96.4</b>	<b>99.1</b>
<b>D</b>	<b>Electricity, gas, steam and air conditioning</b>	<b>128.4</b>	<b>116.5</b>	<b>119.3</b>	<b>119.6</b>	<b>118.4</b>
<b>E</b>	<b>Water supply, sewerage, waste manag. and remediation serv.</b>	<b>116.3</b>	<b>116.3</b>	<b>116.3</b>	<b>116.3</b>	<b>116.3</b>

### Information Services Unit – Headquarters

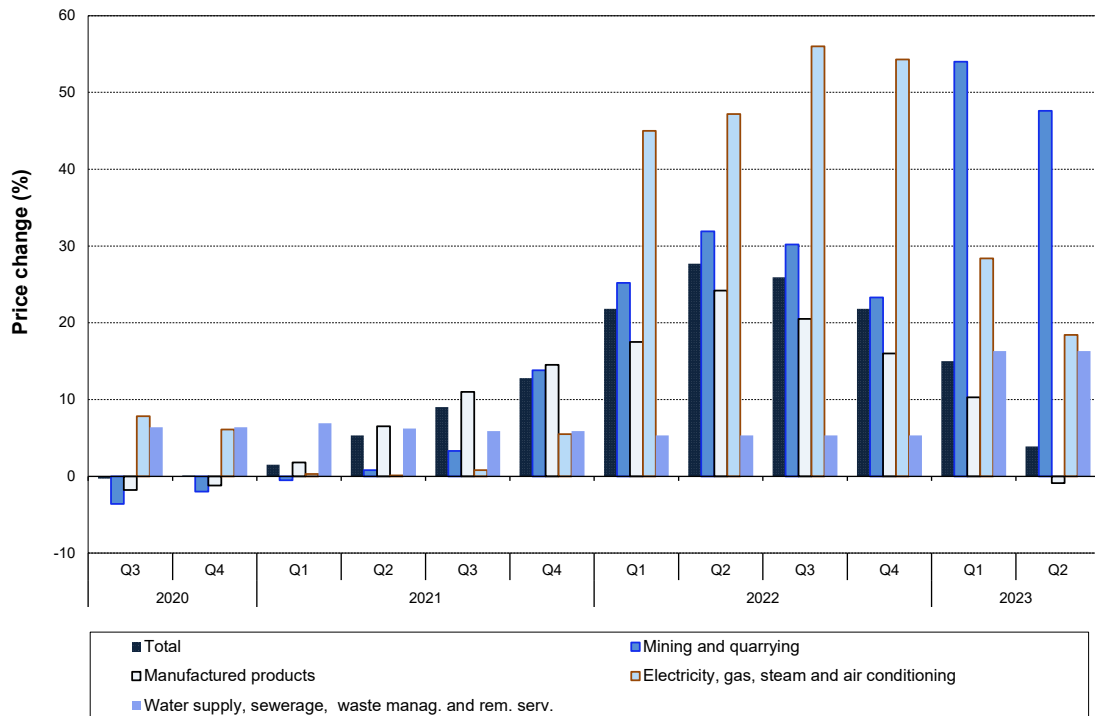
Are you interested in the latest data connected with inflation, GDP, population, wages and much more?

You can find them on pages of the Czech Statistical Office on the Internet: [www.czso.cz](http://www.czso.cz)

tel: +420 274 052 304, e-mail: [infoservis@czso.cz](mailto:infoservis@czso.cz)

## ANALYSIS

Graph 2 Year-on-year changes of prices of industrial producers



In **Q2 2023**, according to an estimate, **construction work prices** compared to **Q1 2023** (after specification) were higher by 0.8%. Prices of construction material and products input were lower by 0.1%.

**Construction work prices**, according to an estimate, grew by 6.9%, **y-o-y**, in **Q2 2023** compared to **Q2 2022** (after specification). Prices of construction material and products input went up by 3.2%, **y-o-y**.

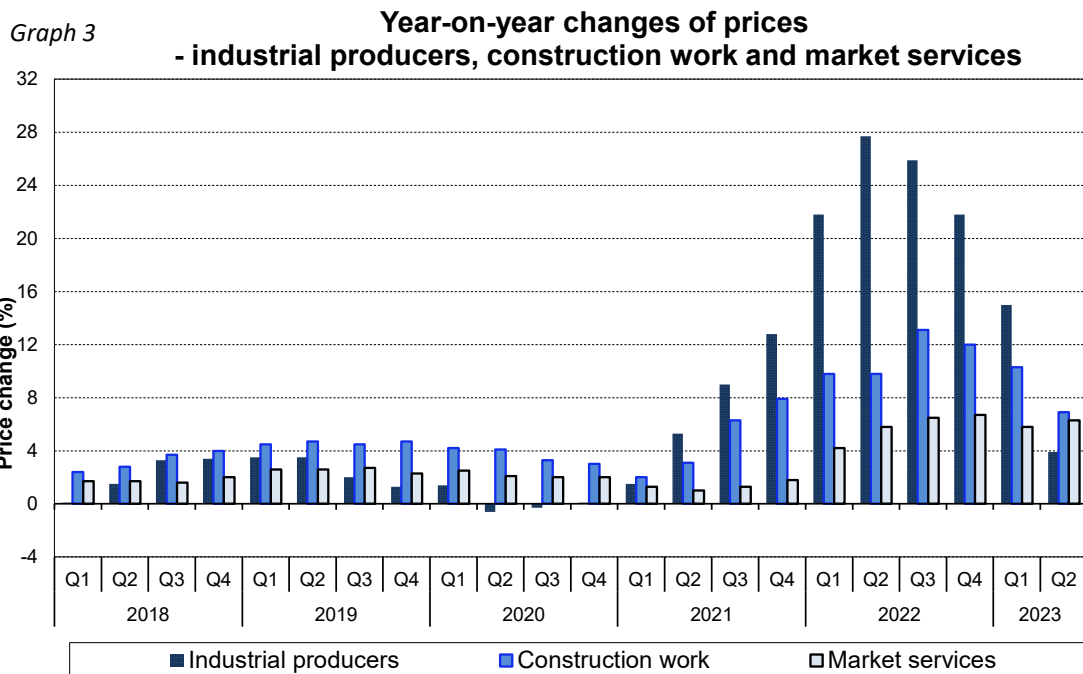
### Information Services Unit – Headquarters

Are you interested in the latest data connected with inflation, GDP, population, wages and much more?

You can find them on pages of the Czech Statistical Office on the Internet: [www.czso.cz](http://www.czso.cz)

tel: +420 274 052 304, e-mail: [infoservis@czso.cz](mailto:infoservis@czso.cz)

## ANALYSIS



In **Q2 2023**, compared to those in **Q1 2023**, **service producer prices in the business sphere** rose by 2.8%. On the increase were prices in 'advertising and market research services' (+17.2%), 'employment services' (+8.5%), 'computer programming, consultancy and related services' (+3.1%) and 'real estate services' (+2.5%). Service producer prices in the business sphere, excluding advertising services, went up by 1.8%.

**Service producer prices in the business sphere** grew in total by 6.3%, **y-o-y**, in **Q2 2023**. Prices in 'employment services' (+25.2%), 'information services' (+12.8%), 'postal and courier services' (+8.0%), 'advertising and market research services' (+6.4%) and 'land transport services' (+5.3%) were higher. Service producer prices in the business sphere, excluding advertising services, grew by 6.3%.

### Contact person

Ing Miloslav Beránek  
Industrial and International Trade Prices Statistics Unit  
E-mail: [miloslav.beranek@czso.cz](mailto:miloslav.beranek@czso.cz)  
Phone: (+420) 274 052 665

### Information Services Unit – Headquarters

Are you interested in the latest data connected with inflation, GDP, population, wages and much more?  
You can find them on pages of the Czech Statistical Office on the Internet: [www.czso.cz](http://www.czso.cz)  
tel: +420 274 052 304, e-mail: [infoservis@czso.cz](mailto:infoservis@czso.cz)