

D Enterprises

Since 2002, the Czech Statistical Office (CZSO) has been regularly monitoring development in usage of information technologies by enterprises with 10 and more employees in selected industries with independent annual statistical survey titled: **"Survey on the Use of ICT in the Business Enterprise Sector"**.

The survey has been conducted in the first quarter of a year, with the sample of approximately **9 000 enterprises with 10 or more employees**. The resulting data has been then extrapolated to the entire population of enterprises in the Czech Republic.

Since 2006, the survey has been conducted according to the annual implementing measures of the **Framework Regulation (EC) No. 808/2004 of the European Parliament and of the Council** concerning Community statistics on the information society that ensures data harmonisation and comparability among EU countries.

Data comparability:

- The data obtained in 2008 and later are not fully comparable with the data of previous years. This difference is due to implementation of a new NACE classification.
- The data for the Czech Republic presented by Eurostat may slightly differ from data presented by the CZSO. This difference is given by the fact that Eurostat does not include enterprises from the financial sector.

Definitions:

- **Broadband** – see definitions in **Chapter A** of this publication
- **Electronic commerce** shall mean purchases or sales (placing or accepting orders) via the Internet or other computer networks through websites (Web e-commerce) or using the electronic data interchange (EDI e-commerce), regardless the method of payment or delivery. *Purchases (sales) implemented on the basis of orders prepared from information obtained on the Internet but placed in a traditional way (by phone, fax, or written order) or by e-mail are not included.*
- **Electronic data interchange (EDI)** refers to the structured transmission of data or documents (messages) between organizations or enterprises by electronic means in an agreed format which allows its automatic processing (e.g. EDIFACT, XML, etc.) and without the individual message being manually typed.
- **Homeworking/Homeoffice** – employees are permitted to work at home for at least half of a day per week or at other premises of their choosing other than the workplace, for remuneration, by using ICT to conduct and deliver results of a product or service specified by the employer.
- **Intranet** is an internal company communication network using an Internet protocol allowing communications within an organisation.
- **Cloud computing** refers to ICT services that are used over the Internet to access software, computing power, storage capacity etc. The services are delivered from servers of service providers, can be easily scaled up or down, can be used on-demand by the user, at least after the initial set up (without human interaction with the service provider), and are paid for (either per user, by capacity used, or they are pre-paid).

The **Eurostat** online database for **Information society statistics** has been used for the international comparison. *Data from this database were extracted in March 2015.*

Further information on ICT usage by enterprises can be found at:

https://www.czso.cz/csu/czso/podnikatelsky_sektor

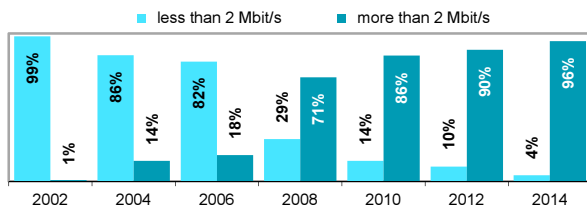
D Enterprises

Tab. D1 Enterprises with the Internet in the Czech Rep.; 2014

	Total	Download speed	
		at least 2 Mb/s	at least 30 Mb/s
Total (10 and more employees)	97,8	93,7	19,8
Small enterprises (10-49)	97,4	92,7	18,5
Medium enterprises (50-249)	99,3	97,3	22,0
Large enterprises (250 and over)	99,5	98,2	36,9
Industry (NACE category):			
Manufacturing	97,9	93,0	15,6
Electricity, gas and water supply	96,6	93,1	23,2
Construction	98,1	94,6	19,7
Sale and repair of motor vehicles	98,0	93,8	20,5
Wholesale trade	100,0	98,8	16,4
Retail trade	96,6	91,8	17,1
Transport and storage	98,5	92,3	20,9
Accommodation	98,0	93,9	24,1
Food and beverage services	96,1	88,6	18,0
Travel agency and related activities	100,0	99,2	28,1
Media industry incl. publishing activities	99,5	99,5	41,2
Telecommunications	99,3	99,3	74,9
Computer programming, consultancy	99,5	98,7	42,4
Financial and insurance activities	98,2	96,8	42,3
Real estate activities	97,5	94,0	30,7
Professional and scientific activities	98,5	96,5	24,3
Administrative and support activities	91,3	83,4	22,2

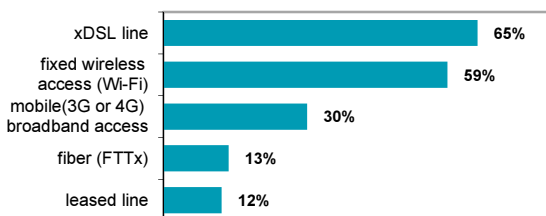
as a percentage of all enterprises in a given group

Figure D1 Speed of Internet connection used by enterprises*



* maximum contracted download speed of a fixed Internet connection

Figure D2 Internet connection(s) used by enterprises*; 2014



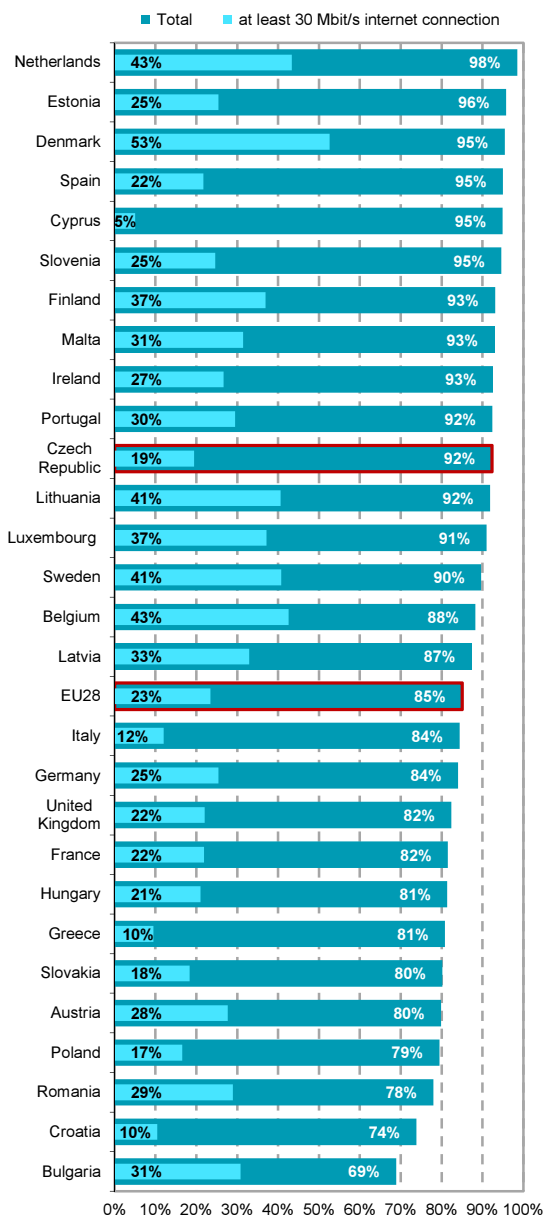
*multiple responses possible

as a percentage of all enterprises with Internet access

Source: Czech Statistical Office, Survey on ICT use in enterprises

D Enterprises

Figure D3 Enterprises with at least 2Mbit/s internet connection; 2014



as a percentage of all enterprises in a given country

Source: Eurostat 2015

D Enterprises

Tab. D2 Employees in the Czech Rep. using at work ICT; 2014

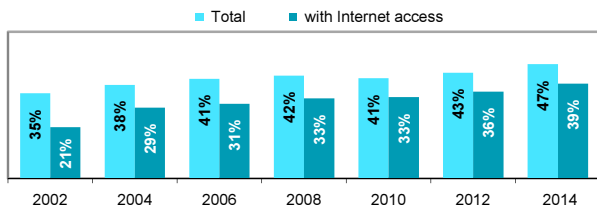
%

	PC	PC with Internet access	Portable devices*
Total (10 and more employees)	46,8	38,8	15,8
Small enterprises (10-49)	46,9	44,4	18,0
Medium enterprises (50-249)	45,7	39,4	15,4
Large enterprises (250 and over)	47,4	35,9	15,1
Industry (NACE category):			
Manufacturing	41,9	31,1	11,0
Electricity, gas and water supply	48,4	44,3	18,0
Construction	44,8	43,2	20,7
Sale and repair of motor vehicles	65,4	61,5	19,5
Wholesale trade	64,9	61,0	27,0
Retail trade	44,7	26,3	5,5
Transport and storage	38,7	27,1	9,3
Accommodation	40,2	36,2	8,2
Food and beverage services	26,4	24,0	4,4
Travel agency and related activities	76,3	75,5	22,4
Media industries incl. publishing activities	76,6	75,6	39,5
Telecommunications	89,3	88,7	75,1
Computer programming, consultancy	88,8	88,1	62,6
Financial and insurance activities	79,8	77,4	27,8
Real estate activities	54,1	51,3	19,1
Professional and scientific activities	80,8	77,3	40,1
Administrative and support activities	19,3	17,8	7,6

*e.g. portable computer, tablet or smartphone

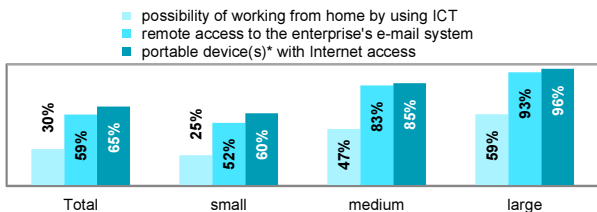
as a percentage of all employees in enterprises of a given group

Figure D4 Employees using a computer at work



as a percentage of all employees in all enterprises

Figure D5 Enterprises providing employees with...;2014

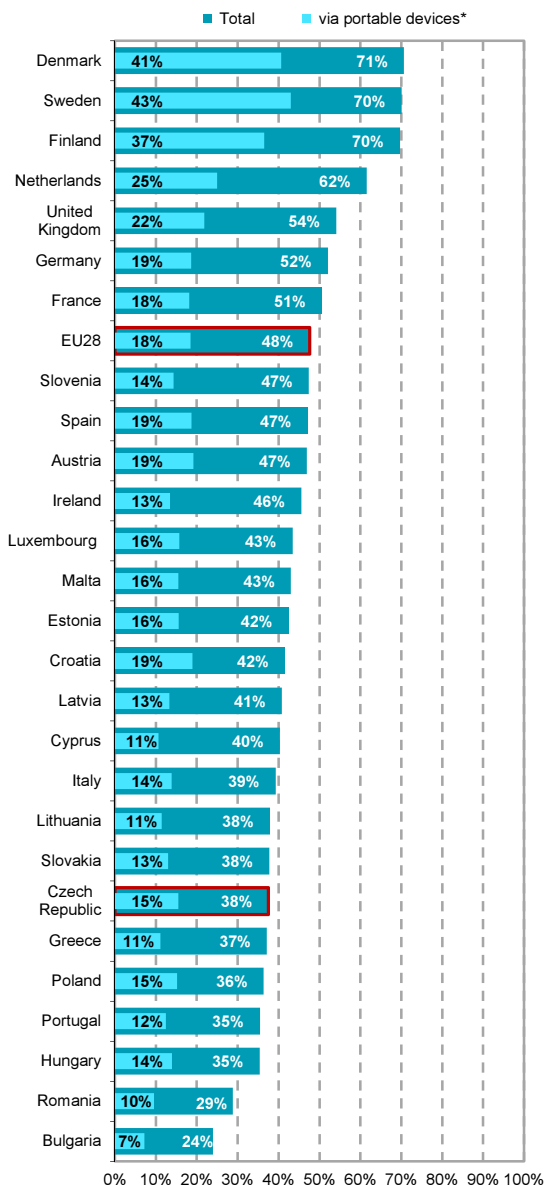


as a percentage of all enterprises in a given size class

Source: Czech Statistical Office, Survey on ICT use in enterprises

D Enterprises

Figure D6 Employees using Internet at work; 2014



*e.g. portable computer, tablet or smartphone

as a percentage of all employees in enterprises in a given country

Source: Eurostat 2015

D Enterprises

Tab. D3 Enterprises with a Website in the Czech Republic; 2014

%

	Total	In foreign language	Customized for mobiles
Total (10 and more employees)	82,8	34,2	31,1
Small enterprises (10-49)	80,5	27,7	30,3
Medium enterprises (50-249)	91,2	56,1	33,4
Large enterprises (250 and over)	93,8	71,7	39,2
Industry (NACE category):			
Manufacturing	84,0	44,9	26,9
Electricity, gas and water supply	82,6	13,9	28,5
Construction	84,4	15,2	28,1
Sale and repair of motor vehicles	91,9	15,1	44,6
Wholesale trade	91,3	37,6	35,2
Retail trade	63,7	11,2	27,2
Transport and storage	66,6	22,3	23,7
Accommodation	95,2	82,9	45,3
Food and beverage services	82,9	42,1	42,2
Travel agency and related activities	98,3	55,8	42,9
Media industries incl. publishing activities	96,9	44,5	52,2
Telecommunications	96,3	26,2	51,6
Computer programming, consultancy	94,6	62,6	50,1
Financial and insurance activities	93,0	51,0	39,4
Real estate activities	78,3	28,8	26,3
Professional and scientific activities	90,9	42,8	33,3
Administrative and support activities	68,2	25,1	30,6

as a percentage of all enterprises in a given group

Figure D7 Enterprises with a Website

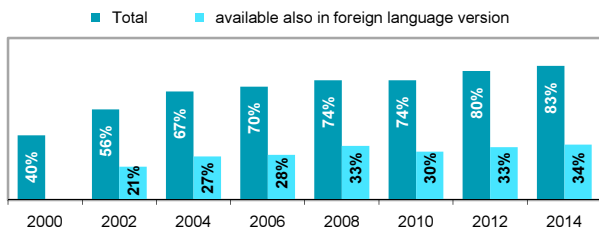
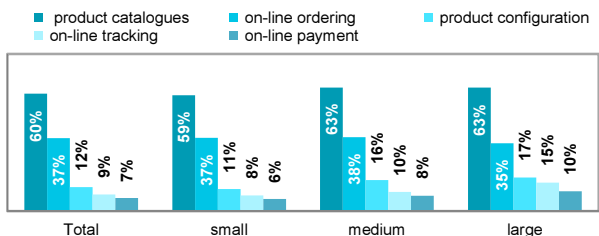


Figure D8 Sales related applications available on enterprises' websites; 2014

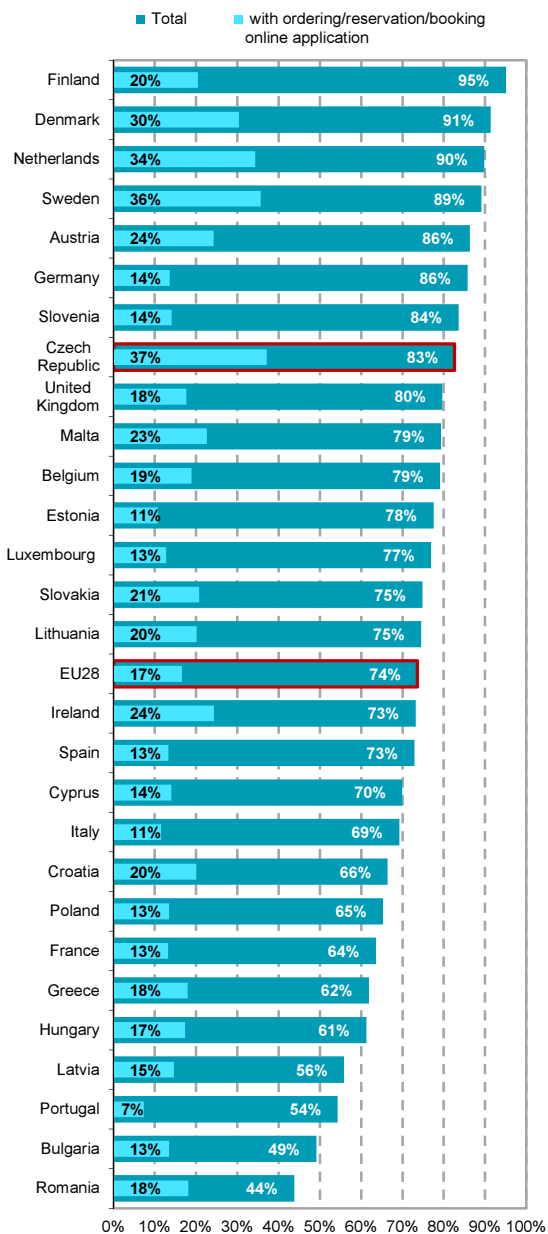


as a percentage of all enterprises in a given size class

Source: Czech Statistical Office, Survey on ICT use in enterprises

D Enterprises

Figure D9 Enterprises with a Website; 2014



as a percentage of all enterprises in a given country

Source: Eurostat 2015

D Enterprises

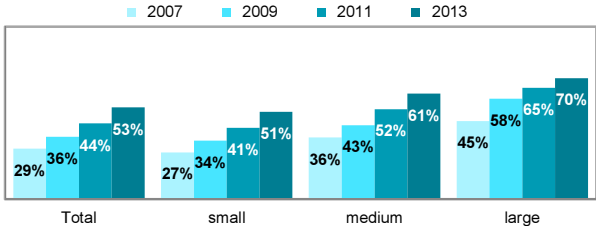
Tab. D4 Value of e-purchases in the Czech Republic; 2013

%

	Total	Via websites	Using EDI
Total (10 and more employees)	32,2	9,5	22,6
Small enterprises (10-49)	21,9	12,7	9,2
Medium enterprises (50-249)	26,1	11,8	14,3
Large enterprises (250 and over)	38,2	7,5	30,7
Industry (NACE category):			
Manufacturing	31,5	9,1	22,4
Electricity, gas and water supply	52,3	4,9	47,4
Construction	11,5	6,5	4,9
Sale and repair of motor vehicles	54,8	20,6	34,2
Wholesale trade	26,6	12,7	13,9
Retail trade	42,0	7,3	34,7
Transport and storage	13,9	8,2	5,7
Accommodation	15,5	12,4	3,1
Food and beverage services	18,0	6,5	11,6
Travel agency and related activities	31,0	20,8	10,2
Media industries incl. publishing activities	14,2	11,1	3,1
Telecommunications	68,0	6,3	61,7
Computer programming, consultancy	48,2	25,0	23,1
Real estate activities	10,6	6,1	4,4
Professional and scientific activities	19,2	13,2	6,1
Administrative and support activities	18,9	12,6	6,2

as a percentage of the total financial value of all enterprises' purchases

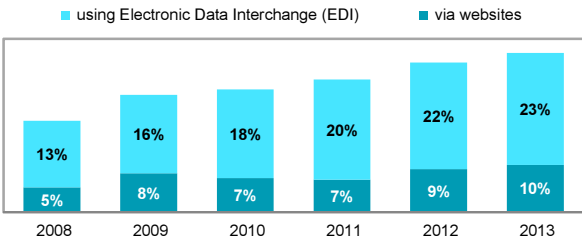
Figure D10 Enterprises purchasing electronically*



* Includes all enterprises that placed during the reference year at least one electronic order over the Internet or other computer network.

as a percentage of all enterprises in a given size class

Figure D11 Value of enterprises' e-purchases

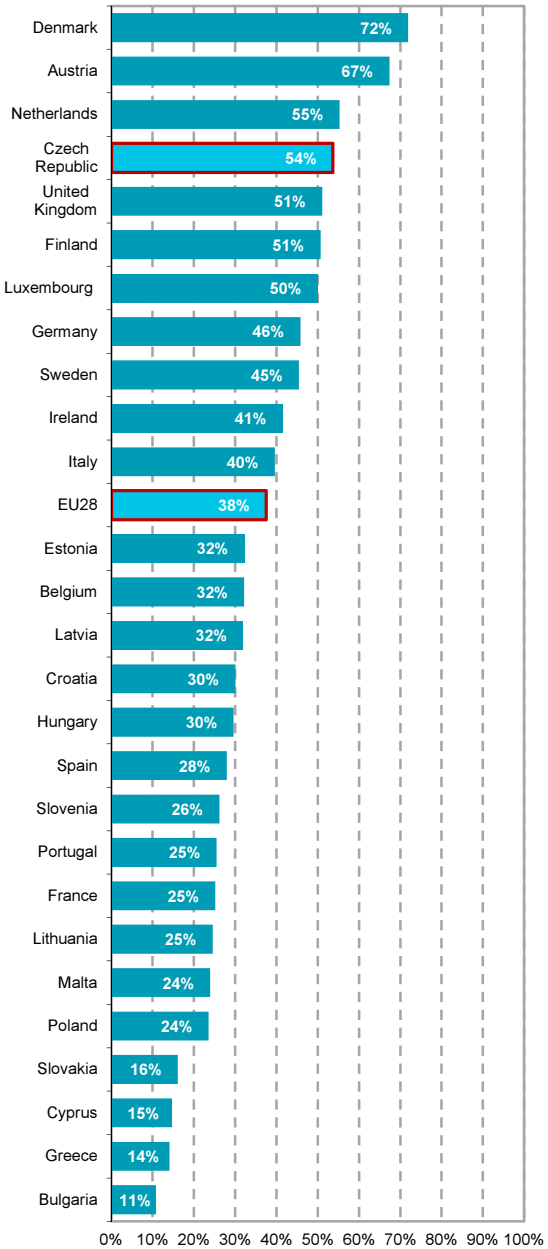


as a percentage of the total financial value of all enterprises' purchases

Source: Czech Statistical Office, Survey on ICT use in enterprises

D Enterprises

Figure D12 Enterprises purchasing electronically; 2013



as a percentage of all enterprises in a given country

Source: Eurostat 2015

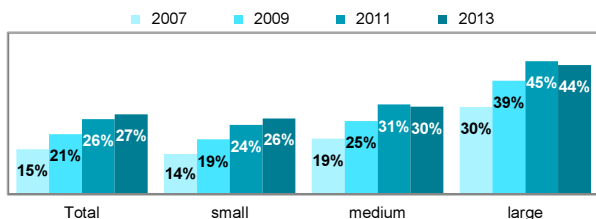
D Enterprises

Tab. D5 Value of e-sales in the Czech Republic; 2013

	Total	via websites	using EDI
Total (10 and more employees)	28,0	5,9	22,1
Small enterprises (10-49)	14,9	7,3	7,6
Medium enterprises (50-249)	19,8	9,3	10,5
Large enterprises (250 and over)	35,7	4,0	31,7
Industry (NACE category):			
Manufacturing	34,3	2,1	32,3
Electricity, gas and water supply	45,5	6,2	39,4
Construction	3,2	0,7	2,5
Sale and repair of motor vehicles	37,5	19,2	18,3
Wholesale trade	23,8	10,7	13,1
Retail trade	17,5	11,3	6,2
Transport and storage	30,3	9,8	20,5
Accommodation	31,5	21,6	9,8
Food and beverage services	7,6	5,0	2,6
Travel agency and related activities	38,4	32,5	5,8
Media industries incl. publishing activities	22,0	18,8	3,2
Telecommunications	46,6	9,6	37,0
Computer programming, consultancy	19,4	11,4	8,0
Real estate activities	11,8	4,4	7,3
Professional and scientific activities	4,7	2,0	2,7
Administrative and support activities	16,8	7,9	8,8

as a percentage of total enterprises' turnover in a given group

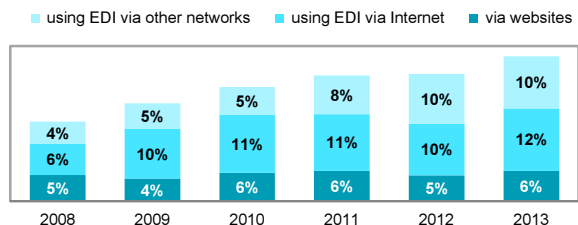
Figure D13 Enterprises selling electronically*



* Includes all enterprises that during the reference year received at least one electronic order over the Internet or other computer network.

as a percentage of all enterprises in a given size class

Figure D14 Value of enterprises' e-sales



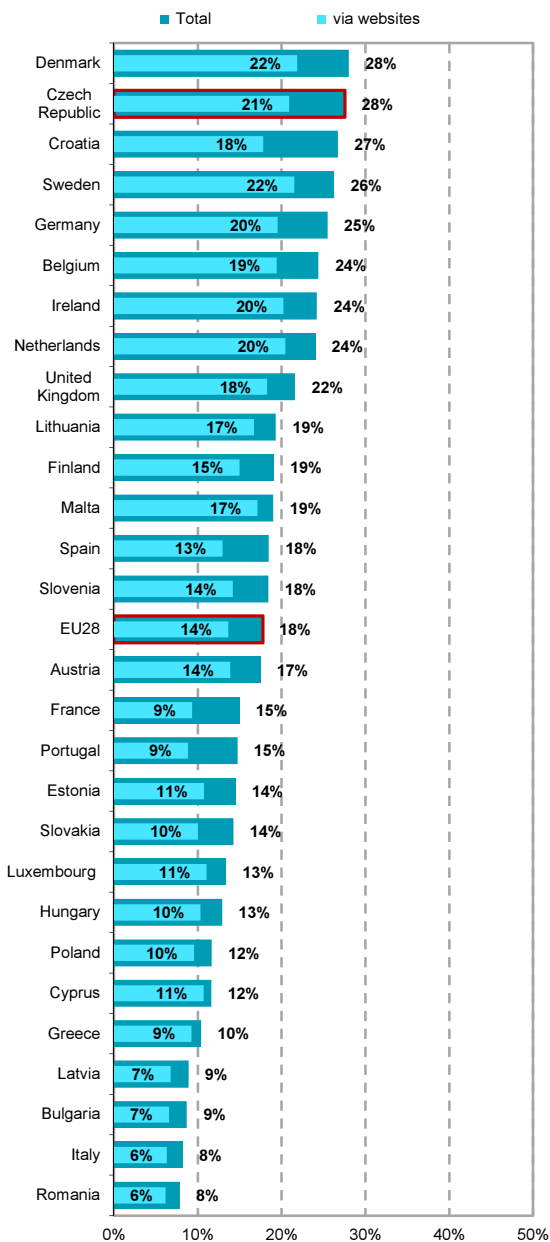
EDI = Electronic Data Interchange

as a percentage of total enterprises' turnover

Source: Czech Statistical Office, Survey on ICT use in enterprises

D Enterprises

Figure D15 Enterprises selling electronically; 2013

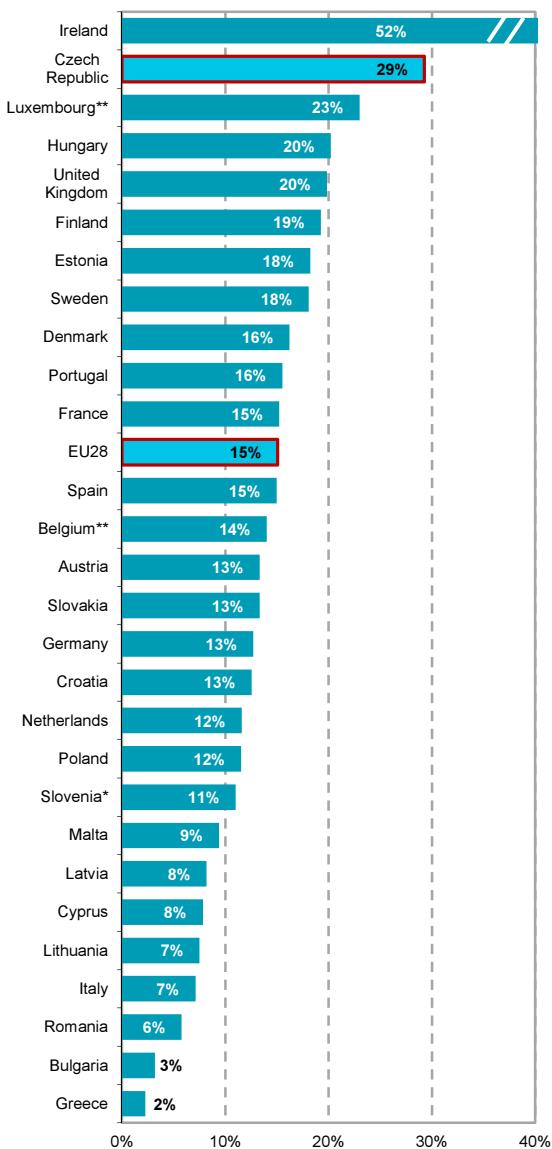


as a percentage of all enterprises in a given country

Source: Eurostat 2015

D Enterprises

Figure D16 Value of enterprises e-sales; 2013



as a percentage of enterprises' total turnover in a given country

*data for 2012, ** data for 2011

Source: Eurostat 2015

D Enterprises

Tab. D6 Enterprises in the Czech Republic using paid cloud computing services; 2014

%

	Total	by type of server	
		shared	reserved
Total (10 and more employees)	15,2	11,8	6,1
Small enterprises (10-49)	14,7	11,3	5,9
Medium enterprises (50-249)	16,6	13,7	6,4
Large enterprises (250 and over)	19,4	13,7	10,1
Industry (NACE category):			
Manufacturing	13,2	10,6	4,8
Electricity, gas and water supply	13,5	11,3	5,8
Construction	13,9	11,7	3,9
Sale and repair of motor vehicles	18,1	13,0	8,7
Wholesale trade	18,5	13,9	8,4
Retail trade	17,3	12,7	7,3
Transport and storage	14,2	9,9	5,7
Accommodation	16,9	14,0	5,2
Food and beverage services	7,4	5,3	3,3
Travel agency and related activities	18,0	12,6	7,7
Media industries incl. publishing activities	29,9	23,3	14,7
Telecommunications	25,6	20,4	10,6
Computer programming	38,8	30,7	19,0
Financial and insurance activities	21,5	16,2	8,2
Real estate activities	11,7	8,0	6,2
Professional and scientific activities	16,3	12,2	7,0
Administrative and support activities	12,3	9,2	6,0

as a percentage of all enterprises in a given group

Figure D17 Enterprises using paid cloud computing by type of service; 2014

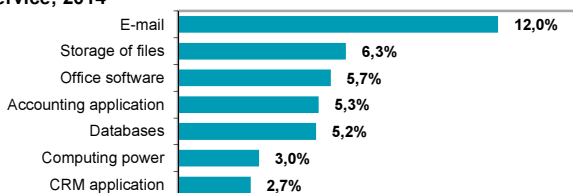
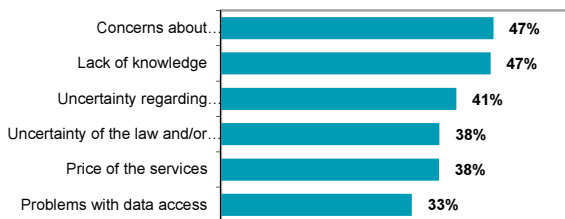


Figure D18 Obstacles limiting enterprises from using paid cloud computing services; 2014

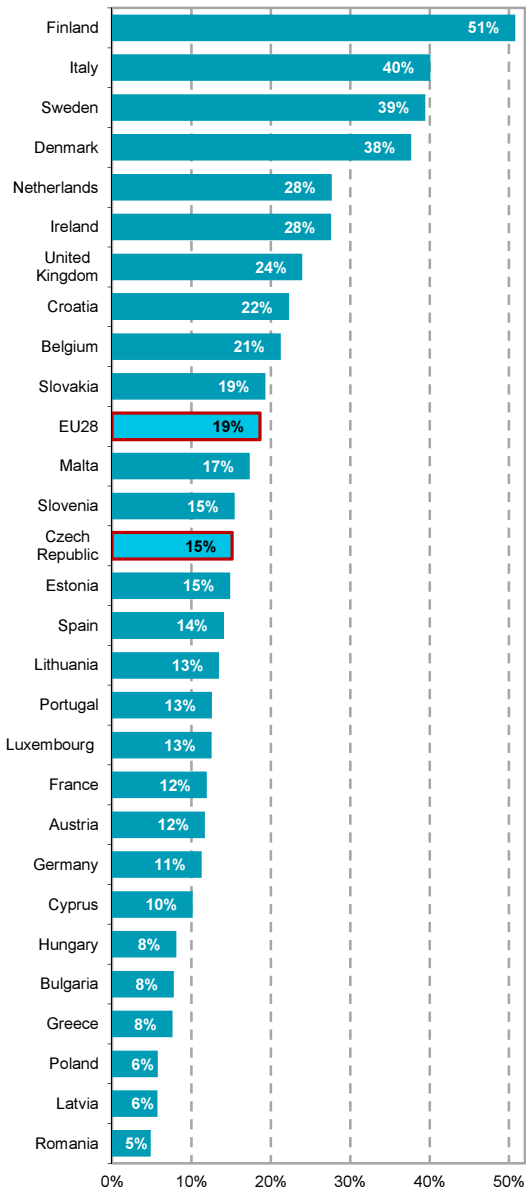


as a percentage of all enterprises

Source: Czech Statistical Office, Survey on ICT use in enterprises

D Enterprises

Figure D19 Enterprises using paid cloud services; 2014



as a percentage of all enterprises in a given country

Source: Eurostat 2015

D Enterprises

Tab. D7 Enterprises in the Czech Republic using selected business management IS/SW applications; 2014

	ERP	CRM	RFID
Total (10 and more employees)	27,7	19,1	5,9
Small enterprises (10-49)	19,5	14,7	3,3
Medium enterprises (50-249)	53,3	34,3	13,4
Large enterprises (250 and over)	81,1	41,9	26,6
Industry (NACE category):			
Manufacturing	34,7	18,6	8,4
Electricity, gas and water supply	32,8	14,1	9,1
Construction	19,9	8,5	1,3
Sale and repair of motor vehicles	35,4	34,3	4,5
Wholesale trade	40,5	35,4	7,5
Retail trade	13,1	9,7	2,1
Transport and storage	14,4	9,5	4,8
Accommodation	18,4	15,0	6,5
Food and beverage services	4,2	3,2	0,3
Travel agency and related activities	36,2	35,0	0,6
Media industry incl. publishing activities	42,3	36,8	5,3
Telecommunications	44,6	47,4	14,3
Computer programming, consultancy	56,1	59,8	15,4
Financial and insurance activities	41,8	43,1	9,7
Real estate activities	21,5	16,5	3,3
Professional and scientific activities	23,5	22,7	5,6
Administrative and support activities	19,0	11,8	6,1

%

as a percentage of all enterprises in a given group

Figure D20 Enterprises using selected SW applications

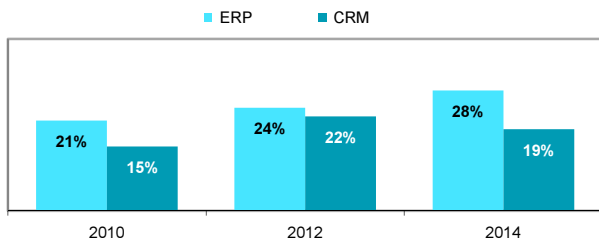
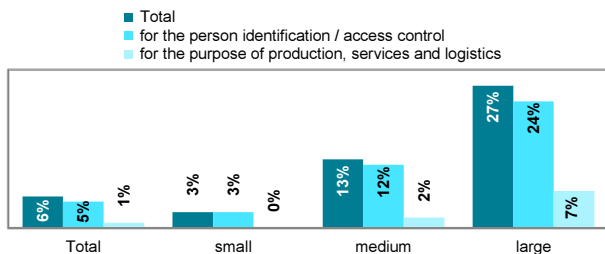


Figure D21 Enterprises using RFID; 2014

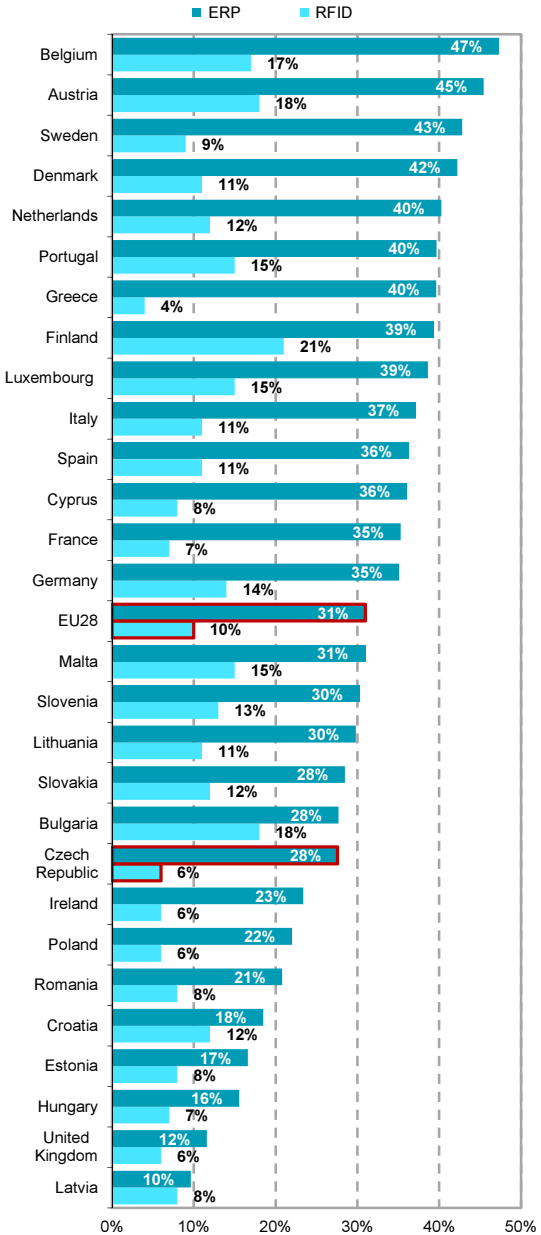


as a percentage of all enterprises in a given size class

Source: Czech Statistical Office, Survey on ICT use in enterprises

D Enterprises

Figure D22 Enterprises using ERP and RFID; 2014



as a percentage of all enterprises in a given country

Source: Eurostat 2015

D Enterprises

Tab. D8 Enterprises in the Czech Rep. using social networks

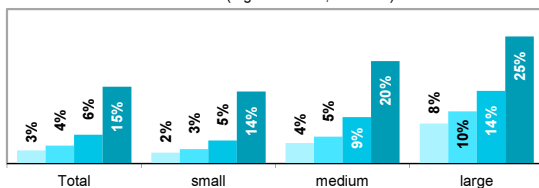
%

	2013	2014
Total (10 and more employees)	15,0	21,8
Small enterprises (10-49)	13,5	19,9
Medium enterprises (50-249)	19,9	27,2
Large enterprises (250 and over)	24,7	35,6
Industry (NACE category):		
Manufacturing	10,8	15,4
Electricity, gas and water supply	9,1	12,4
Construction	4,0	7,7
Sale and repair of motor vehicles	22,7	33,4
Wholesale trade (motor vehicles excluded)	17,6	29,1
Retail trade (motor vehicles excluded)	19,2	32,9
Transport and storage	31,2	10,2
Accommodation	49,8	60,8
Food and beverage services	25,6	36,9
Travel agency and related activities	62,1	74,7
Media industry incl. publishing activities	61,2	63,3
Telecommunications	39,9	51,6
Computer programming and related activities	37,8	44,2
Financial and insurance activities	27,9	35,4
Real estate activities	16,3	18,4
Professional, scientific and technical activities	18,3	25,2
Administrative and support activities	15,4	21,9

as a percentage of all enterprises in a given group

Figure D23 Social media used by enterprises; 2013

- "Wiki" based knowledge sharing tools
- enterprise's blog or microblog (e.g. Twitter)
- multimedia content sharing websites (e.g. You Tube)
- social networks (e.g. Facebook, LinkedIn)



as a percentage of all enterprises in a given size class

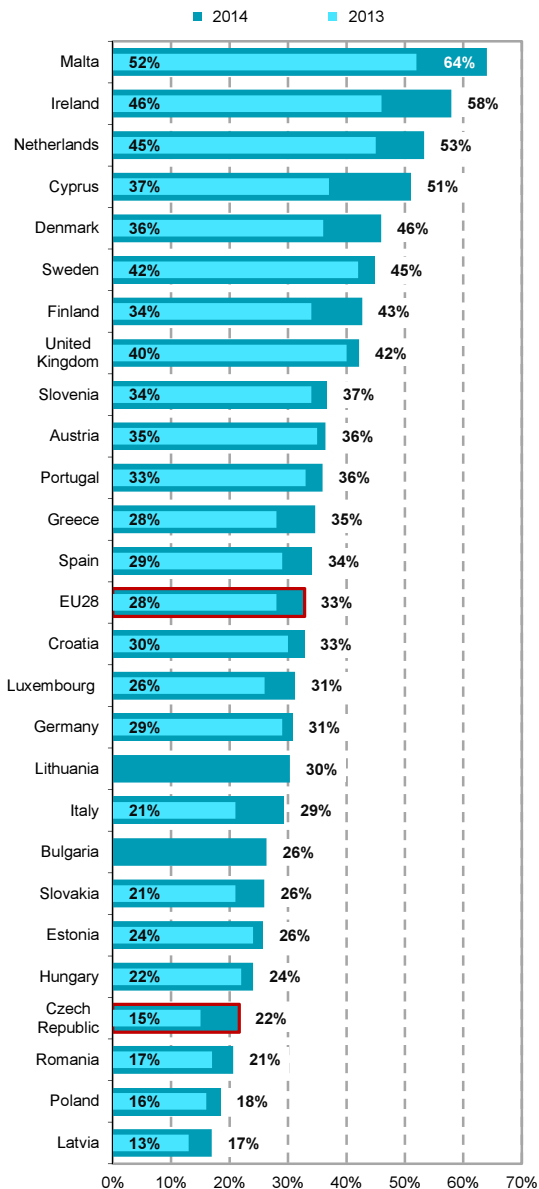
Figure D24 Reasons for using social media, 2013



Source: Czech Statistical Office, Survey on ICT use in enterprises

D Enterprises

Figure D25 Enterprises using social networks; 2013



as a percentage of all enterprises in a given country and year

Source: Eurostat 2015

D Enterprises

Tab. D9 Enterprises in the Czech Republic using the Internet for selected activities; 2014

%

	Enterprises using the Internet for:		
	Internet banking	E-learning	Making phone calls
Total (10 and more employees)	93,3	21,6	33,9
Small enterprises (10-49)	92,4	18,3	30,7
Medium enterprises (50-249)	96,6	29,3	43,8
Large enterprises (250 and over)	95,8	55,4	55,8
Industry (NACE category):			
Manufacturing	93,4	17,6	34,1
Electricity, gas and water supply	91,6	18,9	32,2
Construction	94,7	14,2	21,9
Sale and repair of motor vehicles	96,7	43,3	36,9
Wholesale trade	99,6	27,9	46,8
Retail trade	87,9	19,5	25,0
Transport and storage	94,0	11,6	25,7
Accommodation	90,8	14,5	31,7
Food and beverage services	87,4	7,5	20,5
Travel agency and related activities	100,0	33,2	64,4
Media industry	96,1	43,0	57,8
Telecommunications	97,6	48,2	82,8
Computer programming, consultancy	96,0	68,8	72,3
Financial and insurance activities	93,5	58,6	51,8
Real estate activities	91,0	21,7	31,9
Professional and scientific activities	92,8	34,2	42,4
Administrative and support activities	84,6	17,1	27,6

as a percentage of all enterprises in a given group

Figure D26 Enterprises using Internet for e-learning

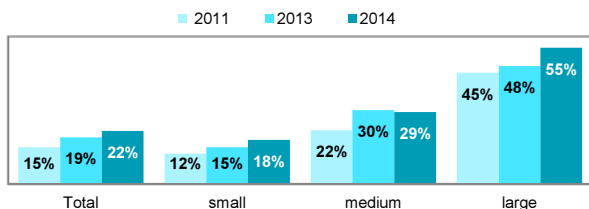
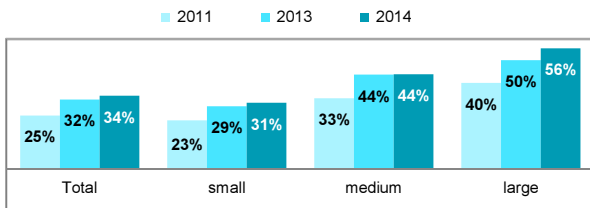


Figure D27 Enterprises using the Internet for phone calls

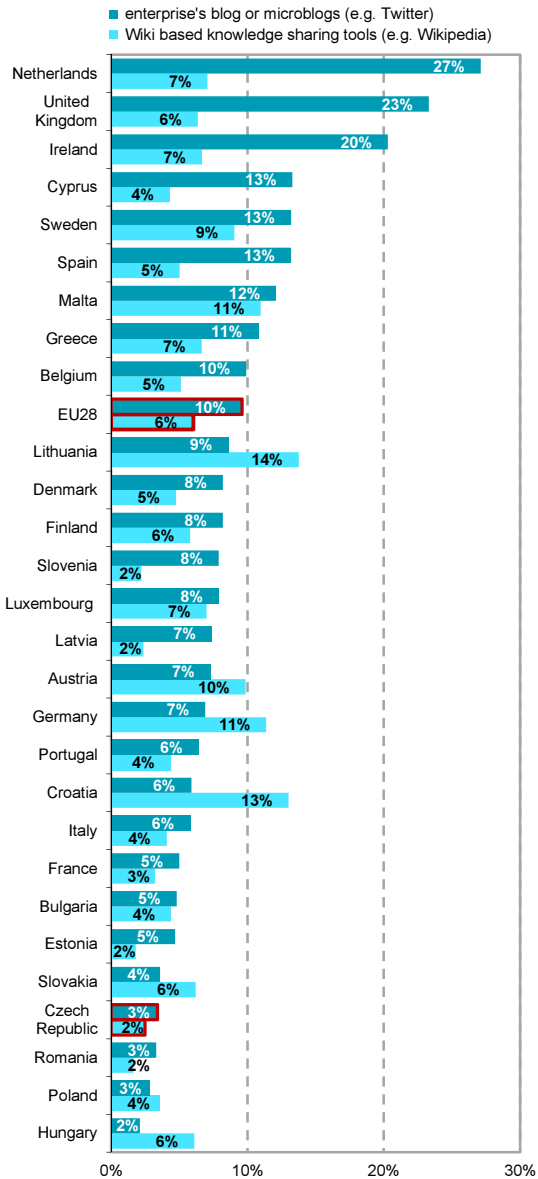


as a percentage of all enterprises in a given size class

Source: Czech Statistical Office, Survey on ICT use in enterprises

D Enterprises

Figure D28 Enterprises using the Internet for sharing information via:; 2013



as a percentage of all enterprises in a given country

Source: Eurostat 2015

D Enterprises

Tab. D10 Enterprises in the Czech Republic using third party open source operating system

%

	2010	2011	2013
Total (10 and more employees)	21,6	24,1	26,6
Small enterprises (10-49)	15,8	19,2	22,1
Medium enterprises (50-249)	39,6	40,5	40,8
Large enterprises (250 and over)	64,2	61,0	59,5
Industry (NACE category):			
Manufacturing	23,7	24,4	26,1
Electricity, gas and water supply	21,5	19,7	30,4
Construction	12,2	14,6	20,8
Sale and repair of motor vehicles	15,7	25,9	26,0
Wholesale trade	21,7	30,4	27,1
Retail trade	18,3	19,1	24,0
Transport and storage	20,1	22,2	20,6
Accommodation	14,8	16,9	27,5
Food and beverage services	7,8	8,3	12,1
Travel agency and related activities	32,0	25,1	30,9
Media industry incl. publishing activities	59,2	49,9	51,8
Telecommunications	70,4	86,0	81,0
Computer programming, consultancy	67,2	67,6	69,2
Financial and insurance activities	57,8	52,8	50,7
Real estate activities	26,2	29,2	31,7
Professional and scientific activities	29,5	35,3	35,6
Administrative and support activities	18,0	15,9	23,1

as a percentage of all enterprises in a given group

Figure D29 Enterprises using selected third party open source software; 2013

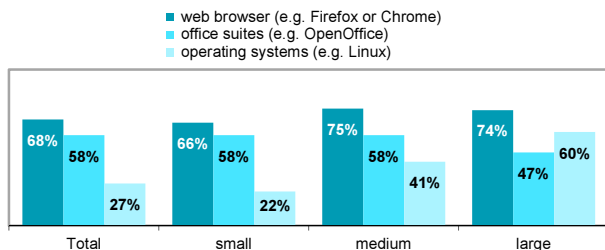
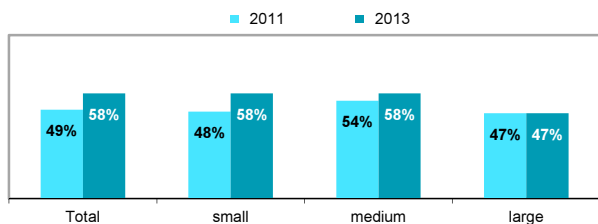


Figure D30 Enterprises using open source office suites

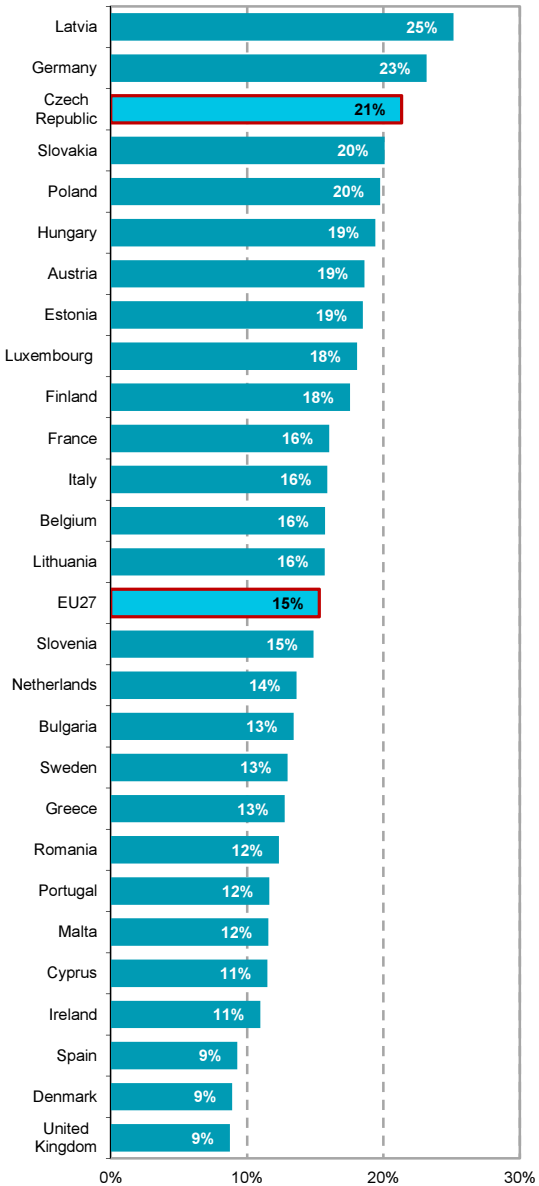


as a percentage of all enterprises in a given size class

Source: Czech Statistical Office, Survey on ICT use in enterprises

D Enterprises

Figure D31 Enterprises using third part open source operating system (e.g. Linux); 2010



as a percentage of all enterprises in a given country and year

Source: Eurostat 2015

D Enterprises

Tab. D11 Enterprises in the Czech Republic with an internal computer network; 2014

	Total	WLAN	Intranet
Total (10 and more employees)	72,5	58,0	34,6
Small enterprises (10-49)	67,0	52,2	29,3
Medium enterprises (50-249)	92,5	77,4	48,6
Large enterprises (250 and over)	97,6	90,8	79,1
Industry (NACE category):			
Manufacturing	74,1	59,7	33,6
Electricity, gas and water supply	74,6	54,8	36,5
Construction	65,4	46,7	29,2
Sale and repair of motor vehicles	82,4	71,9	38,1
Wholesale trade	90,4	76,5	36,2
Retail trade	53,3	41,6	27,3
Transport and storage	57,0	46,7	28,5
Accommodation	75,9	63,4	27,5
Food and beverage services	40,8	33,7	20,1
Travel agency and related activities	85,6	68,4	42,5
Media industries incl. publishing activities	94,6	80,1	62,0
Telecommunications	99,3	87,1	69,8
Computer programming, consultancy	97,4	91,0	84,9
Financial and insurance activities	89,5	65,3	73,9
Real estate activities	81,4	55,7	36,5
Professional and scientific activities	89,7	69,3	43,6
Administrative and support activities	58,3	46,0	30,2

as a percentage of all enterprises in a given group

WLAN - Wireless Local Area Network

Figure D32 Enterprises using wireless access within their internal computer network (e.g. wireless LAN)

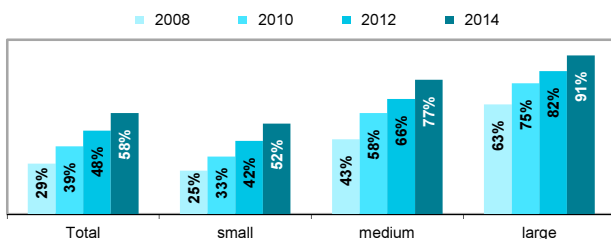
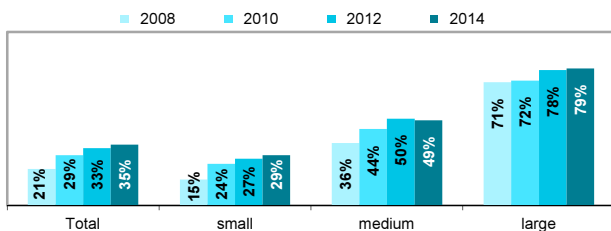


Figure D33 Enterprises with intranet (internal website)



as a percentage of all enterprises in a given size class

Source: Czech Statistical Office, Survey on ICT use in enterprises