

C Individuals

Since 2005, the Czech Statistical Office (CZSO) has been regularly collecting detailed information on the users of mobile telephones, personal computers and the Internet by way of an independent annual statistical survey titled: **"Sample Survey on ICT Use in Households and by Individuals"**.

In the Czech Republic, this survey is conducted as an annex to the Labour Force Survey (LFS) in the form of a Computer Assisted Personal Interviewing (CAPI). The target population consists of all individuals aged 16+ (8,7 million) and all households (4,2 million). In 2010 this survey was conducted in the second quarter, with the questions in the questionnaire being answered by approximately **8 700 individuals**. Post stratification by gender, age, region and employment status was used and results were weighted on the whole population based on the LFS methodology.

Since 2006, the survey has been conducted according to **Regulation (EC) No 808/2004 of the European Parliament and of the Council concerning statistics on the information society**, thereby allowing for the production of data comparable with individual EU states.

Notes:

Reference period: The data for individuals pertain to the last three months from the moment of the survey (interview) for the given year, unless stipulated otherwise (e.g. Individuals purchasing over the Internet).

The education category is published for the 25 and over age group. In the age category 16-24, there are a lot of students with a low highest education level received that are using ICT very intensively. Excluding this age group allows for a more precise evaluation of the influence of education on the use of ICTs.

Comparability of data published by the CZSO and Eurostat: The data published by Eurostat for the Czech individuals differ slightly from the data published by the CZSO for the Czech Republic. This difference is due to the fact that Eurostat includes, as part of the data it publishes, solely individuals between 16 and 74 years of age. The CZSO provides as standard data for the whole adult population – individuals 16 years or older. So as to facilitate better international comparison, the start of the detailed tables for the Czech Republic give both data for the whole population aged 16 and over, as well as for the whole population aged between 16 and 74 years of age.

Definitions:

- **Computer/Internet user:** person who used a computer/ Internet at least once in the last 3 months preceding the interview from any location (home, work, school, etc.) and for any purpose (personal use, work related use, education, etc.). *Computer and internet is defined in chapter B*
- **Internet activities:** Includes various activities undertaken by individuals via Internet for personal non-business use in the last 3 months. *In case of purchasing over the Internet and usage of the Internet for interaction with public authorities in the last 12 months.*

Detailed **methodical information** in respect of this survey is contained in the annual publication titled: **"Use of ICT by Households and Individuals in 2010, Code 9701-10"**, which is freely available on the CZSO's website.

Data on ICT use by individuals classified by the gender of the respondents can be found in the publication titled: **"Focused on Men and Women"**.

<http://www.czso.cz/csu/2010edicniplan.nsf/engkapitola/1413-10--1890>

More detailed information and data are available free of charge on the following dedicated website (tables available in English):

http://www.czso.cz/csu/redakce.nsf/i/domacnosti_a_jednotlivci

C Individuals

Tab. C1 Individuals using a computer in the Czech Republic

	%		
	2008	2009	2010
Total (aged 16+)	58,7	59,2	64,1
Total (aged 16–74)	63,4	63,9	68,7
Gender:			
males (aged 16+)	62,8	62,5	67,8
females (aged 16+)	54,7	56,1	60,6
Age group:			
16–24 years	92,2	92,0	94,5
25–34 years	80,2	79,6	85,2
35–44 years	76,0	77,3	83,2
45–54 years	62,5	62,0	67,9
55–64 years	36,8	39,8	44,4
65–74 years	12,9	14,6	21,0
75 and more years	1,7	3,6	5,6
Highest education level (aged 25+):			
primary (ISCED 0-2)	13,7	10,9	17,0
lower secondary (ISCED 3C)	41,5	40,5	47,5
upper secondary (ISCED 3A and 4)	71,8	73,0	76,1
tertiary (ISCED 5-6)	87,7	89,3	89,1
Specific categories:			
students (aged 16+)	99,0	98,4	98,7
pensioners	9,8	10,9	18,2

as a percentage of all individuals in a given socio-demographic group

Figure C1 Individuals using a computer at home

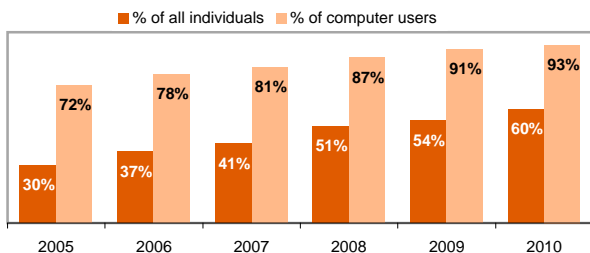
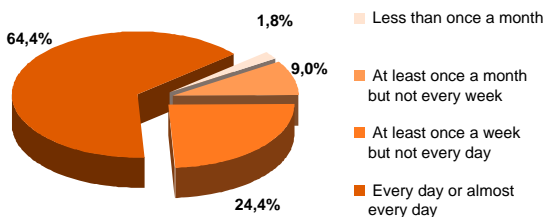


Figure C2 Frequency of computer use by individuals; 2010

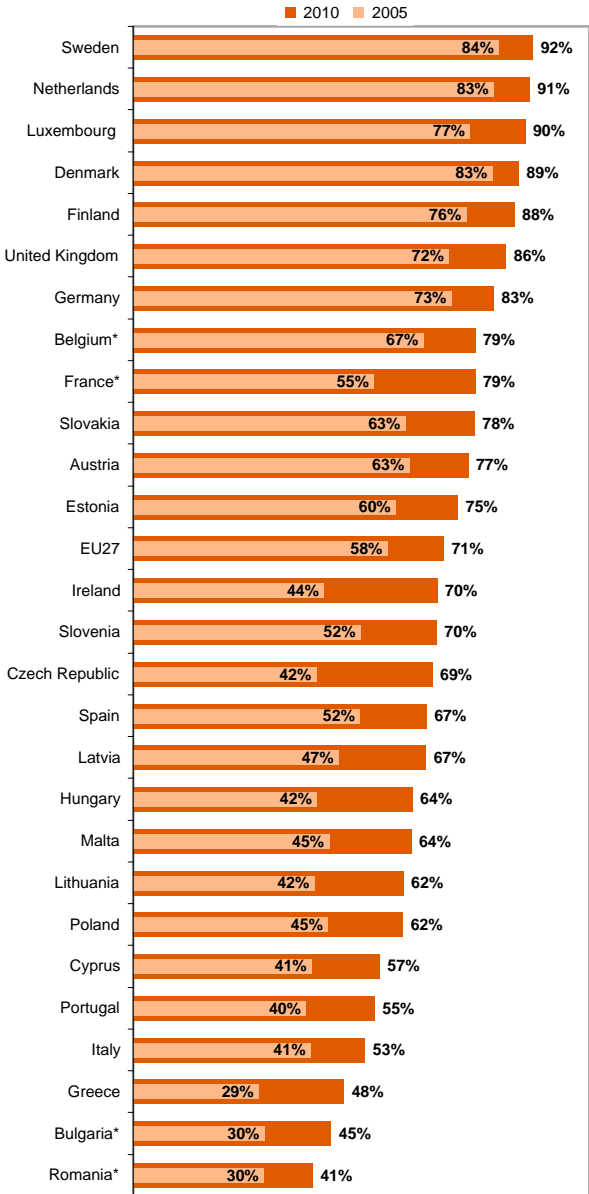


as a percentage of computer users aged 16 years and over

Source: Czech Statistical Office, Household Survey on ICT Use

C Individuals

Figure C3 Individuals using a computer



as a percentage of all individuals aged 16 to 74 years

* 2006 instead of 2005

Source: Eurostat, 2011

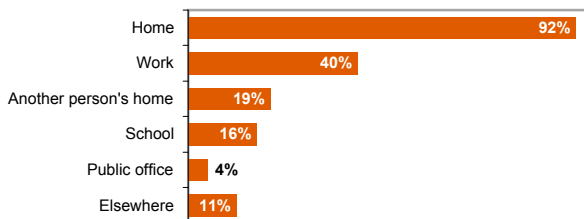
C Individuals

Tab. C2 Individuals using Internet in the Czech Republic

	%		
	2008	2009	2010
Total (aged 16+)	54,0	55,9	61,8
Total (aged 16–74)	58,4	60,4	66,4
Gender:			
males (aged 16+)	58,0	59,2	65,8
females (aged 16+)	50,3	52,9	58,1
Age group:			
16–24 years	90,3	90,3	92,3
25–34 years	73,9	76,9	83,1
35–44 years	69,4	72,7	79,7
45–54 years	56,2	56,9	65,8
55–64 years	32,6	36,0	42,1
65–74 years	9,7	12,0	19,1
75 and more years	1,6	3,3	5,1
Highest education level (aged 25+):			
primary (ISCED 0-2)	10,5	9,3	15,3
lower secondary (ISCED 3C)	35,6	36,3	44,9
upper secondary (ISCED 3A and 4)	65,8	69,1	73,5
tertiary (ISCED 5-6)	85,4	87,0	87,9
Specific categories:			
students (aged 16+)	97,4	97,3	97,5
pensioners	7,8	9,2	16,5

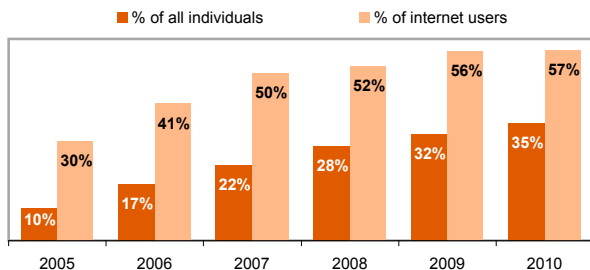
as a percentage of all individuals in a given socio-demographic group

Figure C4 Place of Internet use by individuals; 2010



as a percentage of Internet users aged 16 years and over

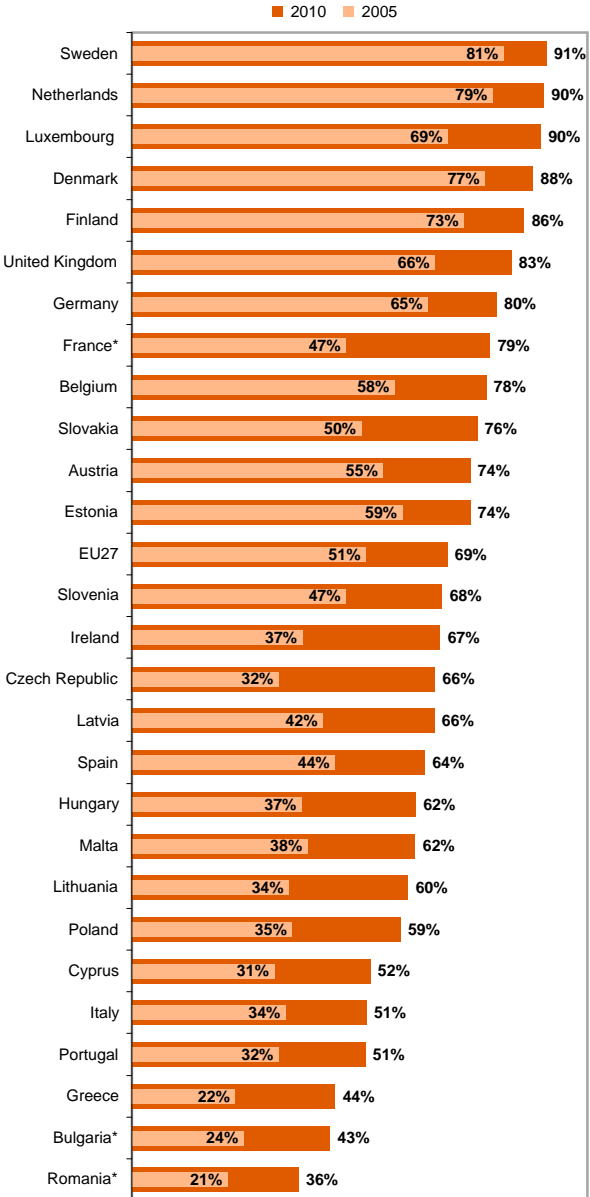
Figure C5 Individuals using Internet every day



Source: Czech Statistical Office, Household Survey on ICT Use

C Individuals

Figure C6 Individuals using Internet



as a percentage of all individuals aged 16 to 74 years

* 2006 instead of 2005

Source: Eurostat, 2011

C Individuals

Tab. C3 Internet activities undertaken by individuals in the CR

	%		
	2008	2009	2010
For communication:			
sending/receiving e-mails	47,6	50,7	55,3
telephoning over the Internet	20,0	23,3	25,4
chatting by using instant messaging	15,1	18,7	19,6
using webcam for video calls	5,7	9,3	8,6
participation in social networks	.	5,2	9,3
For getting information:			
about goods and services	41,6	46,5	49,8
related to travel and accommodation	23,9	25,0	24,9
related to health	13,1	18,7	19,2
reading on-line news, newspaper, magazines	30,3	39,4	41,1
for purpose of learning	23,1	24,1	19,1
job searching	4,4	7,3	7,2
Leisure activities:			
downloading computer software	7,8	12,9	11,2
playing/downloading games	8,7	9,1	12,5
listening to web radios	10,8	13,7	16,4
watching web TV	6,2	12,0	14,2
listening/downloading music	14,9	17,7	15,4
watching/downloading movies, images	11,8	14,9	20,1
Internet services:			
Internet banking	13,4	17,0	21,0
selling of goods or services	.	3,9	7,9
online shopping	21,0	22,0	25,4

as a percentage of individuals aged 16 years and over

Figure C7 Individuals posting messages to chat sites; 2010

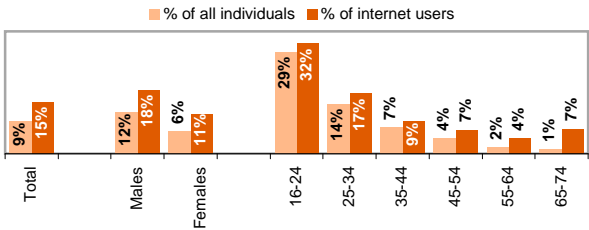
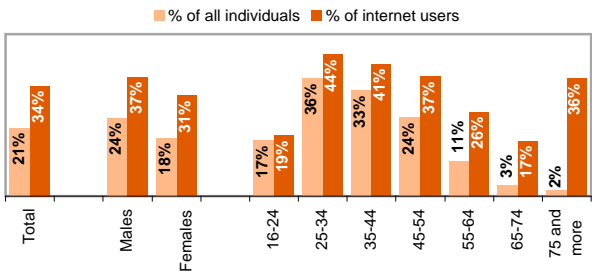


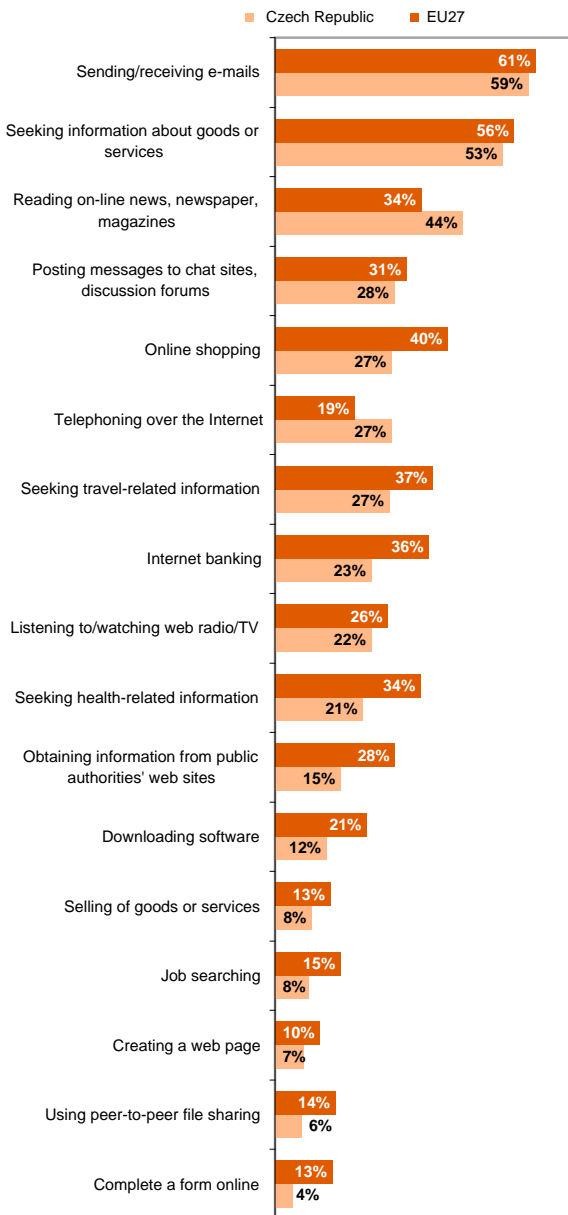
Figure C8 Individuals using Internet banking; 2010



Source: Czech Statistical Office, Household Survey on ICT Use

C Individuals

Figure C9 Internet activities undertaken by individuals; 2010



as a percentage of all individuals aged 16 to 74 years

Source: Czech Statistical Office and Eurostat, 2011

C Individuals

Tab. C4 Individuals purchasing over the Internet in the CR

	%		
	2008	2009	2010
Total (aged 16+)	21,0	22,0	25,4
Total (aged 16–74)	22,7	23,7	27,4
Gender:			
males (aged 16+)	24,5	25,3	28,0
females (aged 16+)	17,7	18,8	23,0
Age group:			
16–24 years	35,0	31,7	38,8
25–34 years	35,6	37,9	44,5
35–44 years	26,0	30,1	34,7
45–54 years	18,7	18,4	22,1
55–64 years	9,6	11,3	10,5
65–74 years	2,3	3,5	4,1
75 and more years	.	.	1,5
Highest education level (aged 25+):			
primary (ISCED 0-2)	2,9	2,1	4,2
lower secondary (ISCED 3C)	12,4	12,5	14,0
upper secondary (ISCED 3A and 4)	25,2	28,5	32,7
tertiary (ISCED 5-6)	40,3	41,5	43,8
Specific categories:			
students (aged 16+)	36,6	34,1	40,7
pensioners	2,3	2,8	3,7

as a percentage of all individuals in a given socio-demographic group

Figure C10 Individuals purchasing over the Internet

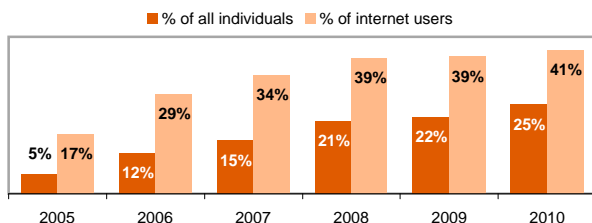
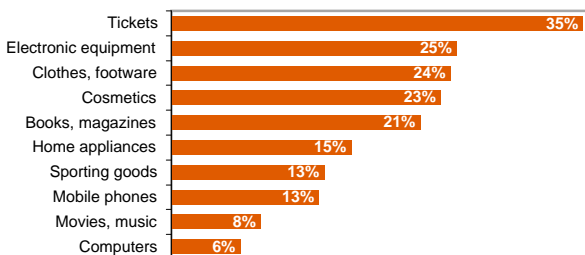


Figure C11 Products ordered over the Internet by individuals; 2010

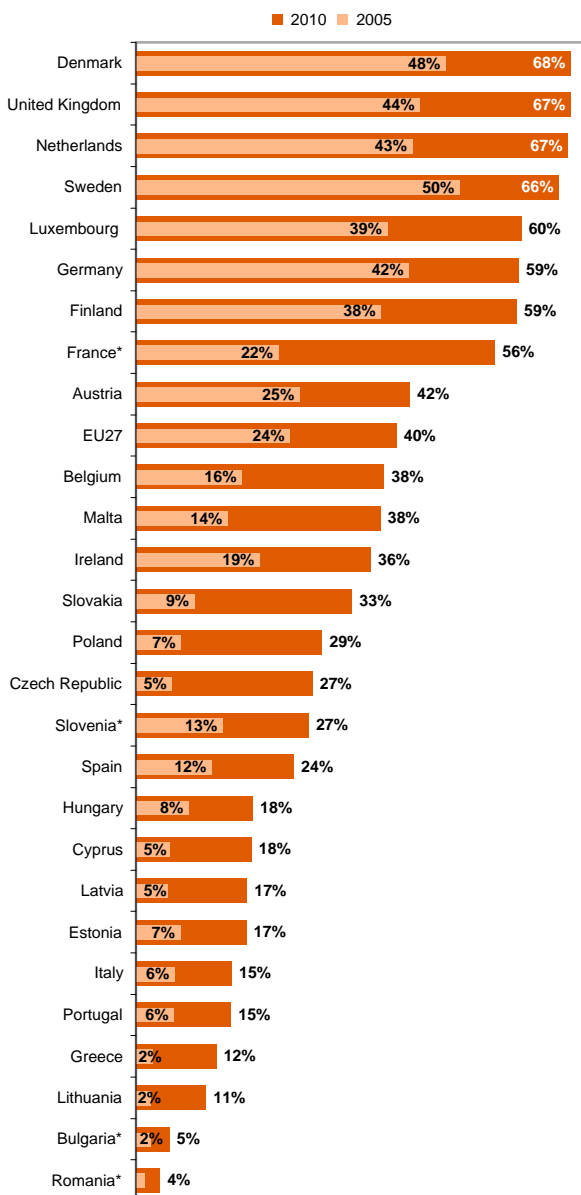


as a percentage of individuals aged 16 years and over, who bought any product online via Internet

Source: Czech Statistical Office, Household Survey on ICT Use

C Individuals

Figure C12 Individuals purchasing over the Internet



as a percentage of all individuals aged 16 to 74 years

* 2006 instead of 2005

Source: Eurostat, 2011

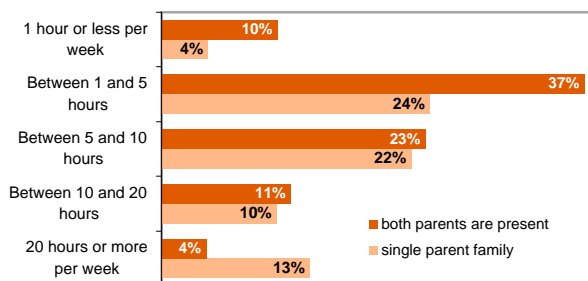
C Individuals

Tab. C5 Children aged 10–15 using Internet at home

	Total	frequency of internet use at home:	
		every day	at least once a week
Total (aged 10–15)	84,0	50,5	29,9
Gender:			
boys	86,6	54,5	29,0
girls	81,2	46,2	30,8
Family composition:			
both parents are present	86,4	51,4	30,6
single parent family	75,1	47,0	27,3
Household income:			
the lowest income (first quartile)	53,1	33,7	19,4
second quartile	76,1	40,1	34,6
third quartile	85,8	55,6	26,2
the highest income (fourth quartile)	92,4	53,8	32,6
Highest education level of parents:			
primary (ISCED 0-2)	67,1	45,7	.
lower secondary (ISCED 3C)	72,7	45,3	24,6
upper secondary (ISCED 3A and 4)	91,9	54,3	32,1
tertiary (ISCED 5-6)	88,6	52,0	34,7

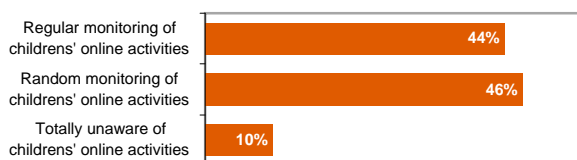
as a percentage of total number of children aged 10–15 living in a given type of household

Figure C13 Average number of hours spent on the Internet at home per week by children; 2010



as a percentage of total number of children aged 10–15 living in a given type of household

Figure C14 Awareness of parents about internet activities undertaken by their children; 2010



as a percentage of total number of households with child (children) aged 10–15 using Internet at home