

C. INTERNET ACTIVITIES RELATED TO PUBLIC ADMINISTRATION

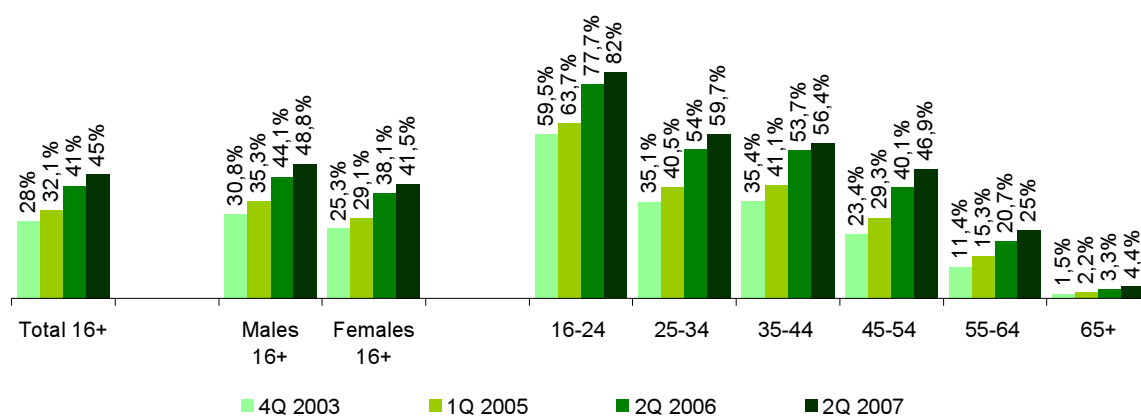
RESULTS

1. INTERNET ACTIVITIES RELATED TO PUBLIC ADMINISTRATION – BY INDIVIDUALS

1.1. Internet usage by individuals

The results of the survey on ICT usage in households and by individuals (reference period 2nd quarter of 2007) show that 51% of the population (4,4 mil. individuals) aged 16 or more have used the internet at least once. Number of internet users between the years 2003 and 2007 increased by almost half. The increase in internet users was noticed in all socio-demographic groups. The survey noticed, there are more internet users who are men than women, and more younger people than older. The internet is used the most by students (93%), people between the ages of 16-24 (82%) and people with tertiary education (80%). As expected, the internet is least used by people aged 65 or more. 86% of internet users (3,38 mil. individuals) uses the internet at least once a week.

Graph 28: Internet usage by individuals, 2007



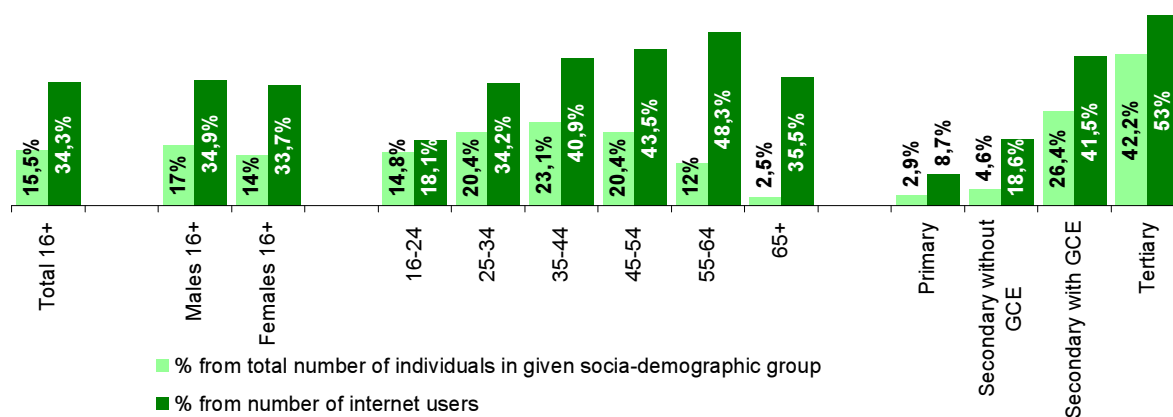
* From total number of individuals in given socio-demographic group

Source: Survey on ICT usage in households and by individuals, CZSO 2nd quarter of 2007

1.2. Individuals using internet in relation to public administration

Internet in relation to public administration used in last 3 months 34% of internet users (1,35 mil. individuals), which represents 16% of the population aged 16 or more.

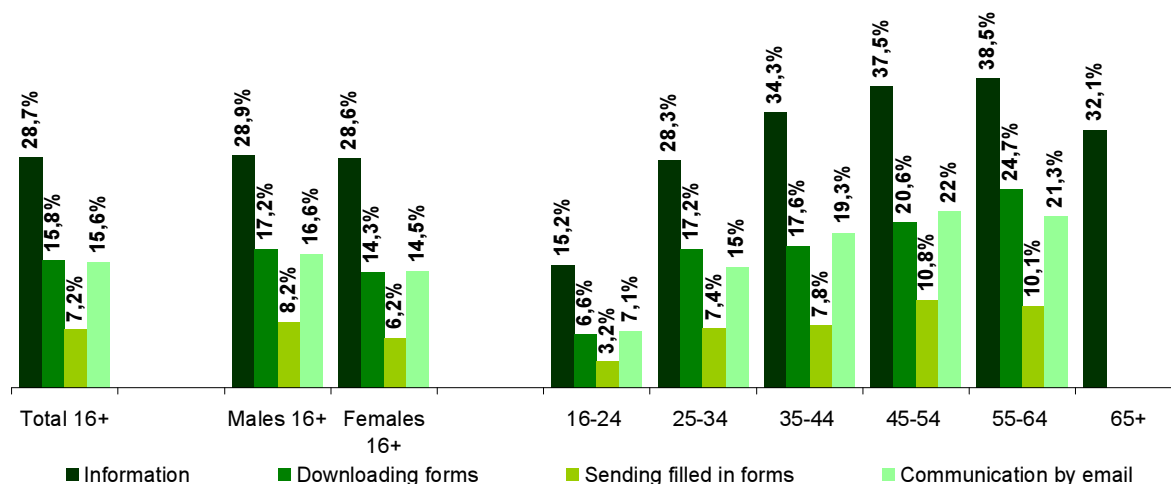
Graph 29: Individuals who used internet in relation to public administration in the last 3 months, 2nd quarter of 2007



Source: Survey on ICT usage in households and by individuals, CZSO 2nd quarter of 2007

29% of internet users (1,13 mil. individuals) used the internet in the last 3 months to search for information on web sites, 16% (611 thous. individuals) to communicate with staff of the organization via e-mail, 16% (621 thous. individuals) to download form from web site and 7% (284 thous. individuals) to send a filled in form to a public administration web site.

Graph 30: Individuals* who used internet in relation to public administration, by degree of sophistication, 2nd quarter of 2007



* From total number of individuals in given socio-demographic group

Source: Survey on ICT usage in households and by individuals, CZSO 2nd quarter of 2007

Based on comparison of absolute numbers between years 2003 and 2007, we can state, there was big increase in individuals using public administration web pages:

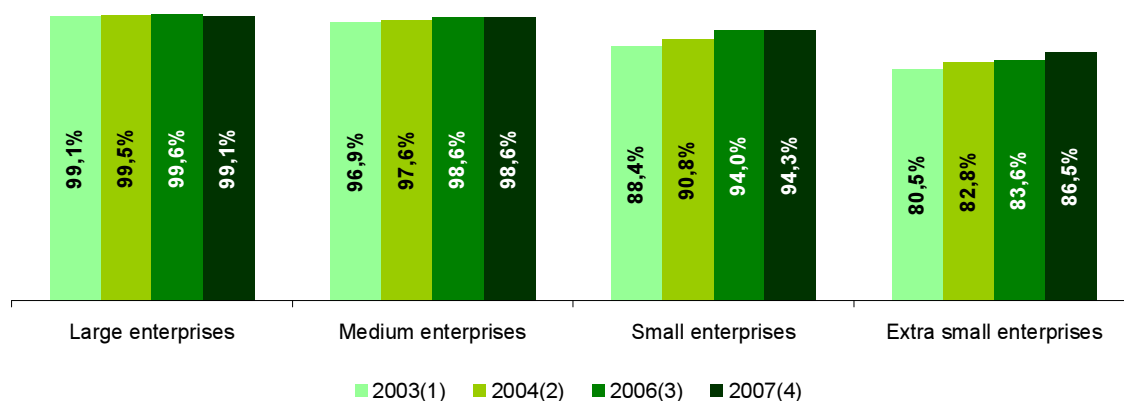
- searching for information (from 296,3 thous. in 2003 to 1 126,5 thous. in 2007)
- to download forms (from 84,7 thous. to 620,9 thous.)
- to send filled in forms (from 30,9 thous. to 284,1 thous.)
- to communicate by e-mail (from 47,8 thous. to 611,4 thous.)

2. INTERNET ACTIVITIES RELATED TO PUBLIC ADMINISTRATION – BY ENTERPRISES

2.1. Internet usage by enterprises

In 2007, 99,1% of large enterprises (250 or more employees) used the internet. Next came medium enterprises (50-249 employees) with a percentage of 98,6, followed by small enterprises (10-49 employees) at 94,3%. Extra small enterprises (5-9 employees) reported a usage rate of 86,5%.

Graph 31: Internet usage by enterprises



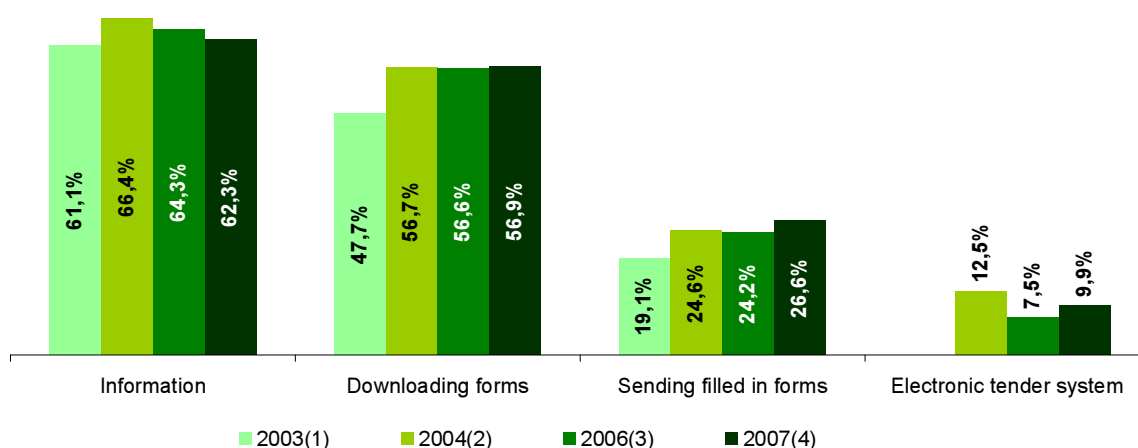
(1) 31.12.2003, (2) 31.12.2004, (3) January 2006, (4) January 2007

Source: Survey on ICT usage in enterprises, CZSO 2007 (2003, 2004, 2006)

2.2. Enterprises using internet in relation to public administration

The most common way of using the internet in relation to public administration by enterprises in 2007 was **searching for information** on public administration websites (62,3% enterprises with 5 or more employees). **Downloading forms** (56,9%) and **sending filled in forms** (26,6%) were the next most used types of interaction with public administration. Percentage of enterprises using internet to interact with public administration hasn't changed too much since 2003. Only percentage of enterprises using **electronic tender system** decreased to 9,9%.

Graph 32: Enterprises (5+ employees) which used the internet in relation to public administration, by degree of sophistication

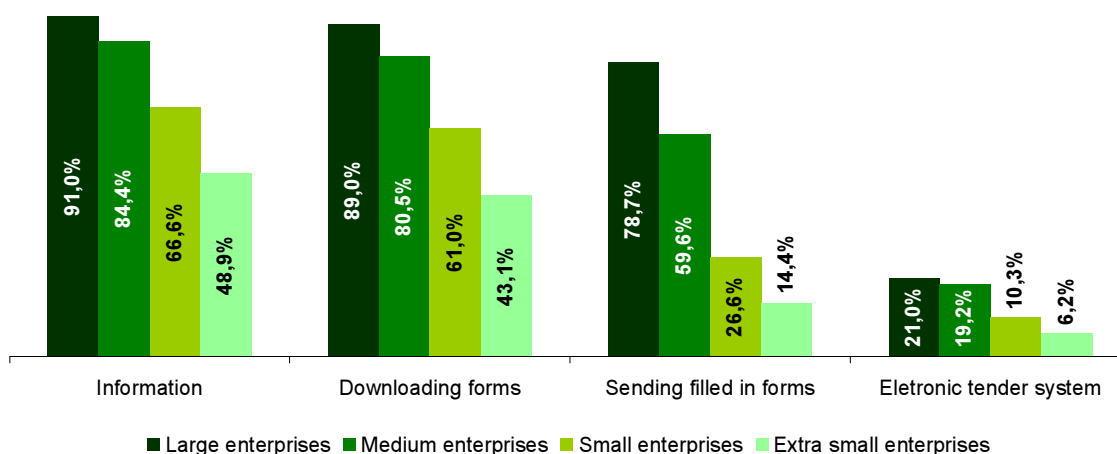


(1) 31.12.2003, (2) 31.12.2004, (3) January 2006, (4) January 2007

Source: Survey on ICT usage in enterprises, CZSO 2007 (2003, 2004, 2006)

Internet in relation to public administration was used the most by large enterprises and the least by extra small enterprises. Differences are obvious especially in sending filled in forms (graph 33).

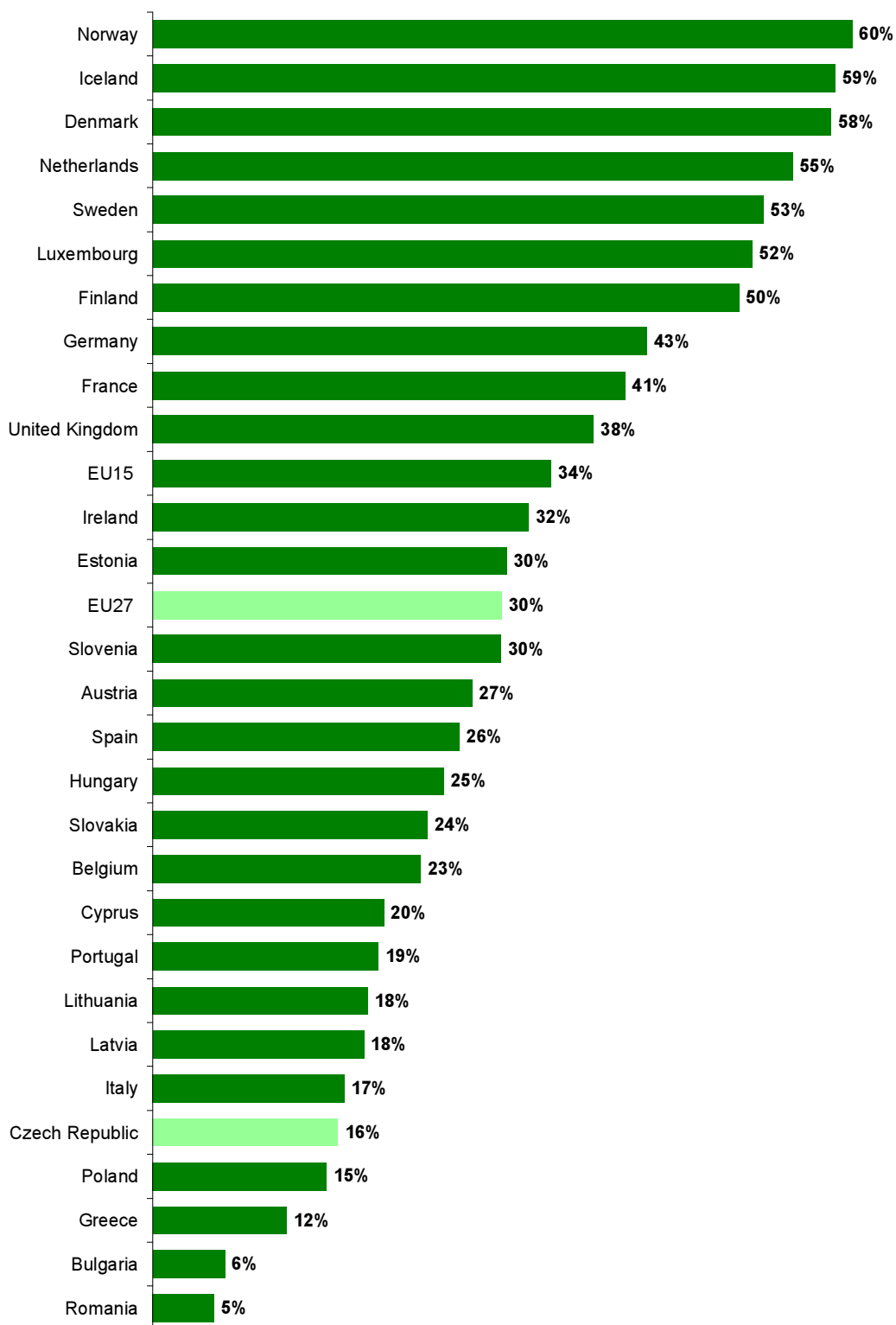
Graph 33: Enterprises which used the internet in relation to public administration, by size of enterprise and degree of sophistication, January 2007



Source: Survey on ICT usage in enterprises, CZSO 2007

3. INTERNATIONAL COMPARISON

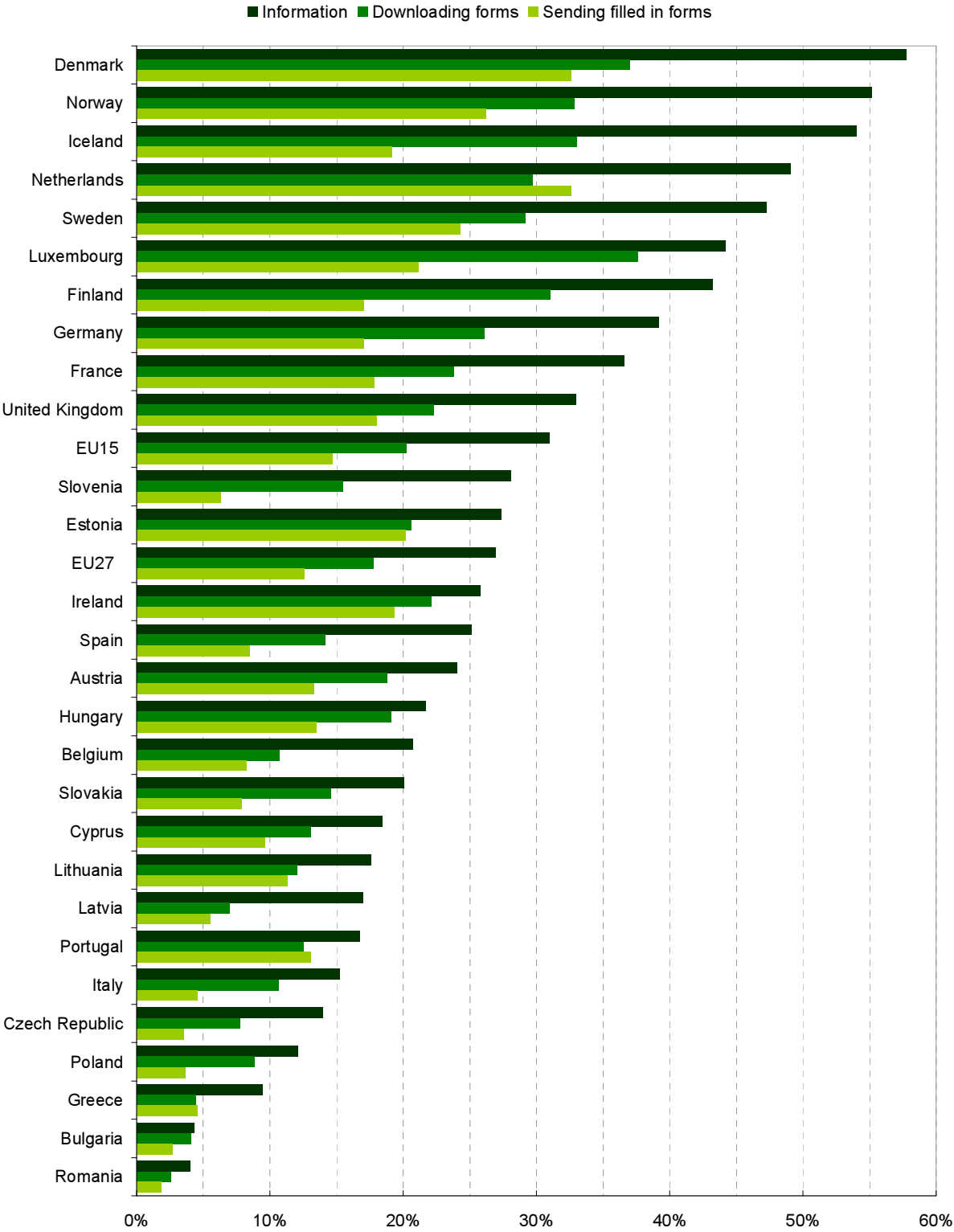
Graph 34: Individuals*, who used the internet in relation to public administration (in last 3 months), 2007



* from total number of individuals aged 16-74

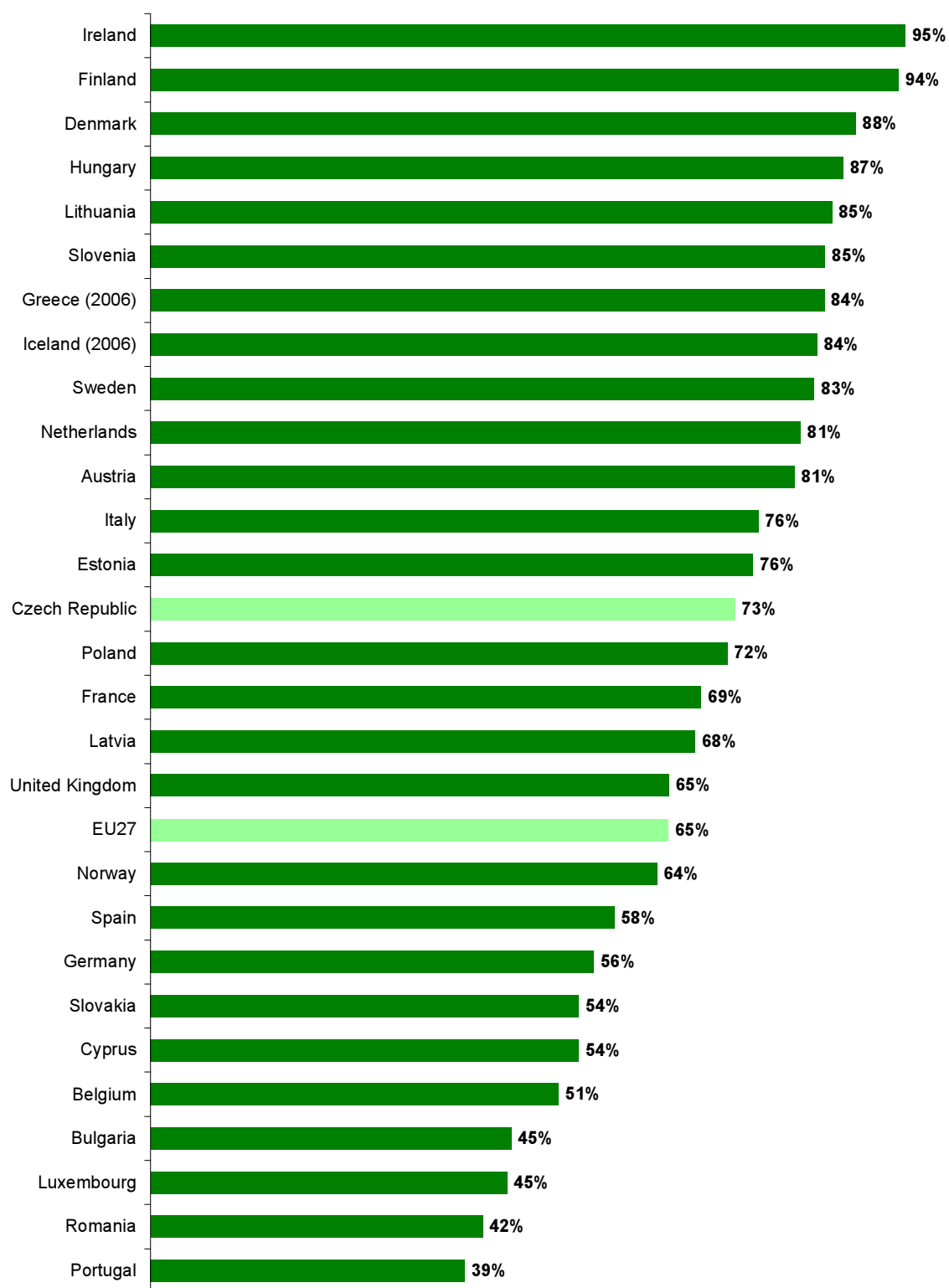
Source: Community survey on ICT usage in households and by individuals, Eurostat 2007

Graph 35: Individuals*, who used the internet in relation to public administration by degree of sophistication (in last 3 months), 2007



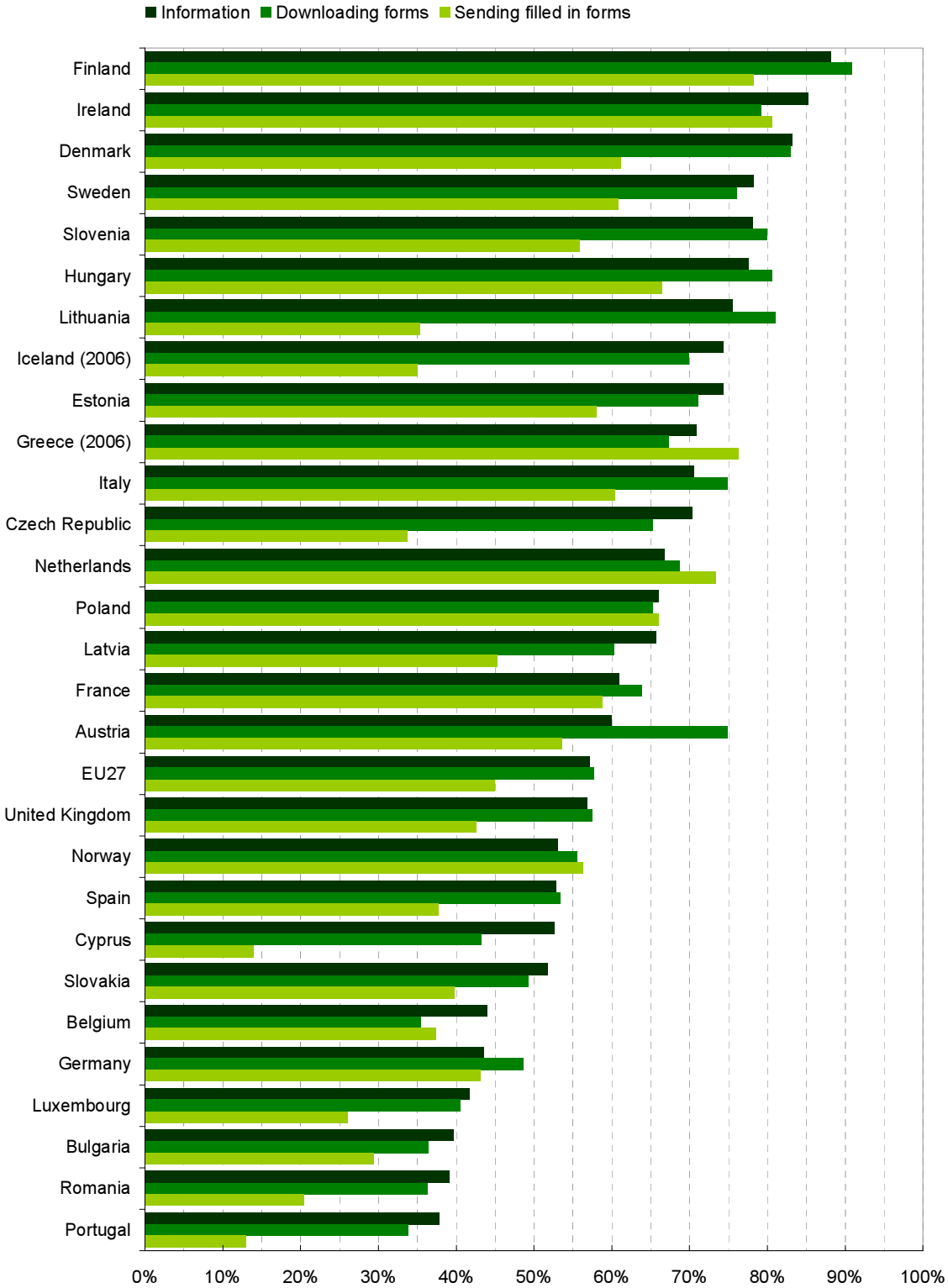
* from total number of individuals aged 16-74
 Source: Community survey on ICT usage in households and by individuals, Eurostat 2007

Graph 36: Enterprises*, who used the internet in relation to public administration, 2007



* from total number of enterprises with 10 or more employees
 Source: Community enterprise survey on ICT usage, Eurostat 2007

Graph 37: Enterprises*, who used the internet in relation to public administration, by degree of sophistication, 2007



* from total number of enterprises with 10 or more employees
 Source: Community enterprise survey on ICT usage, Eurostat 2007