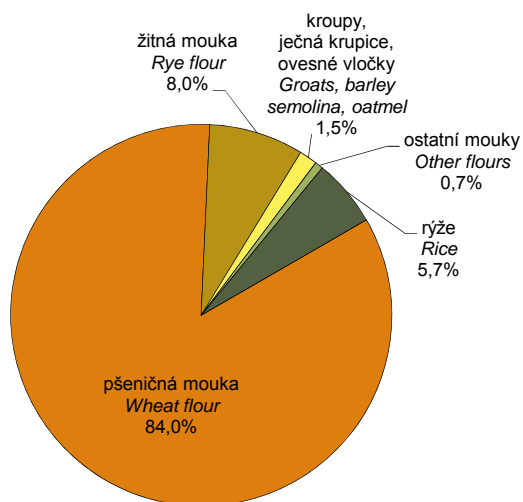
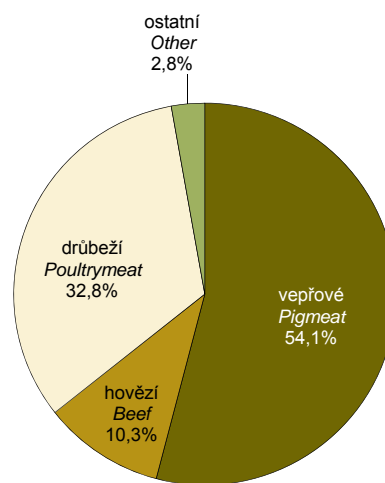


**Graf 9: STRUKTURA SPOTŘEBY VYBRANÝCH POTRAVIN V ROCE 2015**  
 STRUCTURE OF CONSUMPTION OF SELECTED KINDS OF FOOD IN 2015

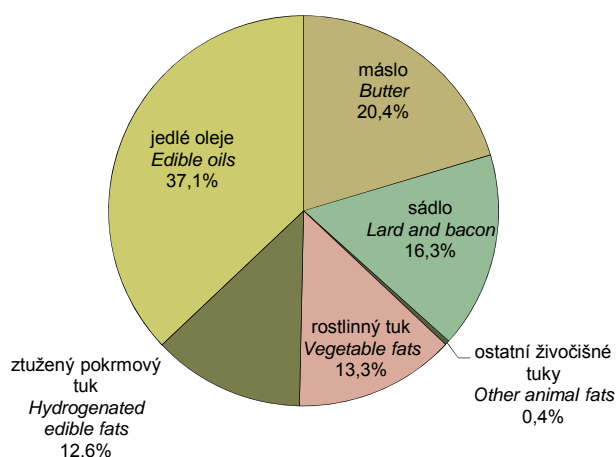
**OBILOVINY V HODNOTĚ MOKY**  
 CEREALS IN TERMS OF FLOUR WEIGHT



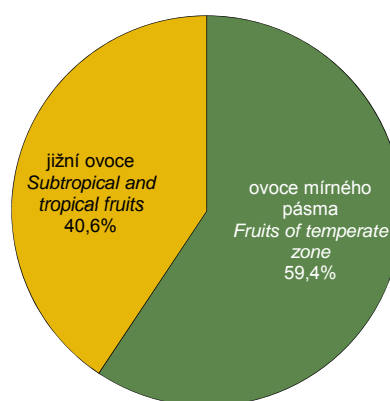
**MASO V HODNOTĚ NA KOSTI**  
 MEAT IN TERMS OF CARCASS WEIGHT



**TUKY A OLEJE**  
 FATS AND OILS



**OVOCE V HODNOTĚ ČERSTVÉHO**  
 FRUIT IN TERMS OF FRESH



**MINERÁLNÍ VODY A NEALKOHOLICLÉ NÁPOJE**  
 MINERAL WATERS AND NON-ALCOHOLIC BEVERAGES



**ALKOHOLICKÉ NÁPOJE**  
 ALCOHOLIC BEVERAGES

