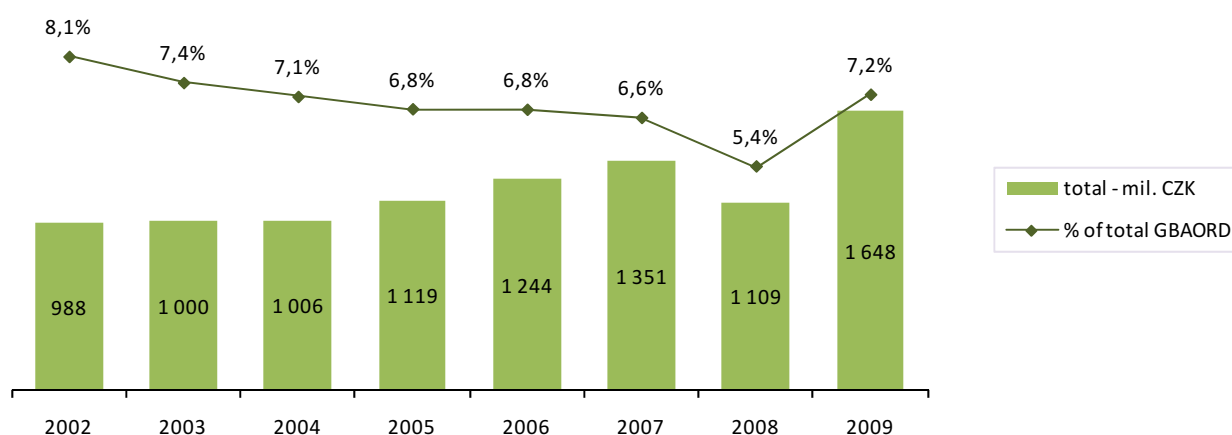


2.4 PROTECTION AND IMPROVEMENT OF HUMAN HEALTH (SEO 04)

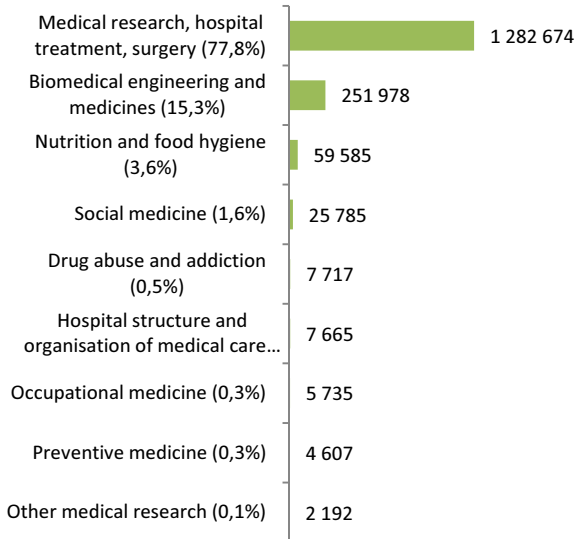
This socio-economic objective includes every research directed at protecting and preserving human health, also in aspects of nutrition and food hygiene. This includes a wide range of research from prevention to the implementation of medical treatments and hospital and home care. Together with, research and development in pharmaceuticals, training of new drugs and biotechnology is covered here.

- **Expenditure on research and development in the protection and improvement of human health annually grew in the period 2002–2007. In 2008, there was a decrease in public expenditure on R&D allocated to this field to CZK 1,109 million. In 2009, expenditure on R&D directed to this field again increased to CZK 1,648 million. Despite rising costs in absolute numbers in the period 2002–2007, the share of total government expenditure on R&D throughout the year declined. In 2009 there was a huge turnover and the proportion increased to 7.2%. The average annual increase of funding allocated to this socio-economic objective in the period 2002–2009 reached 7.6%.**
- Most of the funds under this objective went to Medical research, hospital treatment, surgery (CZK 1,282,674 thousand). Research and development in this field significantly dominates over the remaining objectives, when the share of R&D in this area in 2009 amounted to 77.8% of all government spending on R&D within SEO 04. The second most important objective in the protection and improvement of human health was Biomedical engineering and medicines with the share of 15.3% (CZK 251,978 thousand). Occupational medicine and Preventive medicine were provided with the smallest funding (CZK 5,735 thousand; 0.3% and CZK 4,607 thousand; 0.3% respectively), if SEO 0409 – Other medical research (CZK 2,192 thousand; 0.1%) is not taken into account.
- In the period 2005–2009, the highest average annual growth rate in funding was recorded in SEO 0404 – Occupational medicine (45%) and SEO 0406 – Drug abuse and addiction (23.6%). SEO 0402 – Preventive medicine saw an average annual decline of 39.2%.
- The dominant part of the research and development in the protection and improvement of human health is financed from public resources through project funding (CZK 1,435,297 thousand; 87.1%). Only SEO 0401 – Medical research, hospital treatment, surgery was funded through institutional funding, with the share of institutional funding being 16.6% (CZK 212,641 thousand).
- The research and development activities in the protection and improvement of human health were funded most by Ministry of Health (CZK 1,250,686 thousand; 75.9% of the total funding under SEO 04) and then by the Ministry of Education, Youth and Sports (CZK 249,154 thousand; 15.1%). Czech Science Foundation granted CZK 64,907 thousand (3.9%) to projects related to medical research and the Academy of Sciences granted only CZK 22,858 thousand (1.4%).
- The most important beneficiary of state funding for research and development in this objective were state budgetary organizations (hospitals), which gained 54% (CZK 889,106 thousand) of the total funds allocated to R&D within this objective. Universities and public research institutions followed with CZK 406,832 thousand and CZK 220,385 thousand respectively (24.7%; 13.4%).
- In the breakdown by region, and similarly to other socio-economic objectives, the capital city of Prague was the major beneficiary of funding in R&D in protection and improvement of human health, with the share of 66.2% (CZK 1,091,422 thousand). In other regions, only the Jihomoravský region received a proportion of more than ten percent in 2008 (CZK 306,731 thousand; 18.6%).

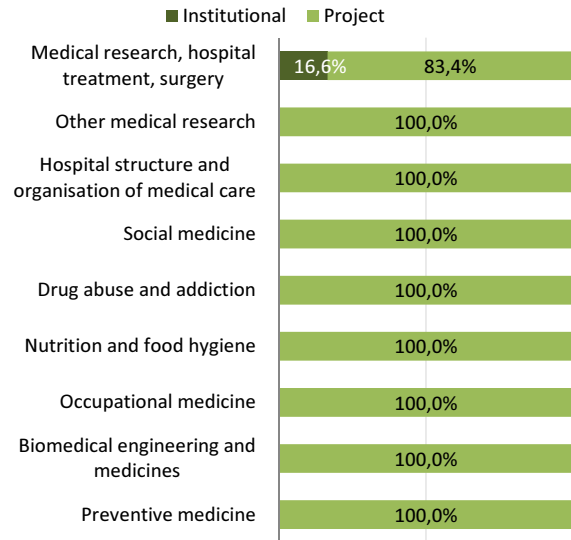
GRAPH 2.4-1: Protection and improvement of human health (SEO 04) in mil. CZK and as % of total GBAORD; 2002–2009



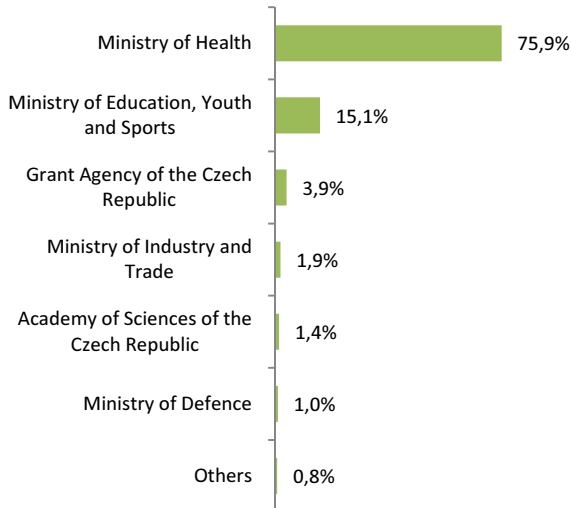
GRAPH 2.4-2: Protection and improvement of human health (SEO 04) – objectives by NABS1992 (% and mil. CZK); 2009



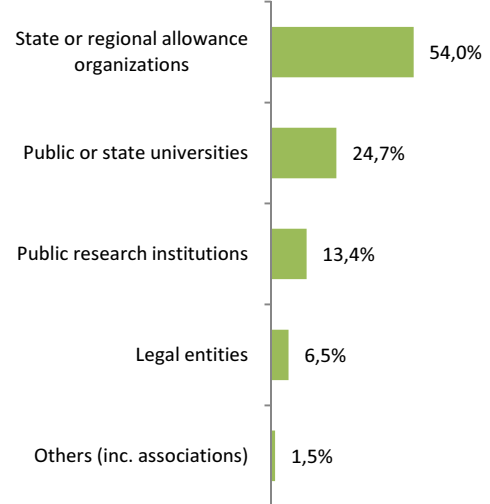
GRAPH 2.4-3: Protection and improvement of human health (SEO 04) – structure by the type of funding; 2009



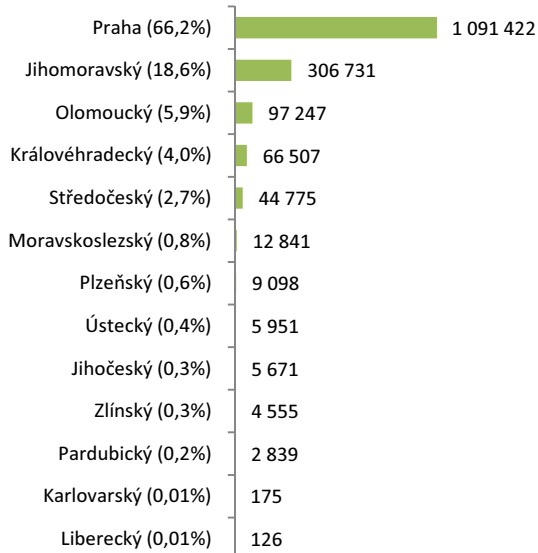
GRAPH 2.4-4: Protection and improvement of human health (SEO 04) – by providers (%); 2009



GRAPH 2.4-5: Protection and improvement of human health (SEO 04) – by beneficiaries (%); 2009



GRAPH 2.4-6: Protection and improvement of human health (SEO 04) – by regions (% and mil. CZK); 2009



GRAPH 2.4-7: Protection and improvement of human health (SEO 04) – average annual growth rate; 2005–2009

