

F Schools

Data on the number of computers per 100 students in the Czech schools originates from the Institute for Information in Education (IIE), which collects data in basic, secondary, and higher professional schools.

Notes:

Reference period: September 30 of the monitored year

Comparability of data: The total values on the number of computers for 100 students are lower than the values for the individual levels of schools. The reason for this is the fact that more than one school level is often being taught in a single school building, with one computer often being available and counted towards the students of several levels. But it is counted only once towards the average for all school levels.

Definitions:

- **Broadband:** see definition in Chapter A of this publication
- **Primary (basic schools - 1st stage):** 1st - 5th year of primary schools; ISCED 1
- **Lower secondary (basic schools - 2nd stage):** 6th - 9th year of primary schools and lower years of 6 and 8-year grammar schools; ISCED 2
- **Upper secondary schools:** schools providing secondary vocational or completed general secondary education (ISCED 3) and schools providing post-graduation education (these are not tertiary or tertiary vocational schools) - ISCED 4
- **Higher professionals schools, non tertiary:** ISCED 5B (also includes conservatories)

Detailed regional breakdown data on ICT in schools can be found in chapter 18 of each **Regional yearbook**.

<http://www.czso.cz/eng/edicniplan.nsf/aktual/ep-1#10>

For **international comparisons** data from the OECD Programme for International Students Assessment, **PISA 2000 and 2009** questionnaires were used. Due to different methodology data for the Czech Republic on the number of computers per 100 students from the Institute for Information in Education IIE are not fully comparable with data from PISA project. For more information see PISA 2009 Results: **Students On Line**.

Information on the **Internet use by students** is available from the annual statistical survey conducted by the CZSO titled: "**Sample Survey on ICT Use in Households and by Individuals**". For more information see **Chapter C** of this publication.

- **A student** is an individual aged 16 and more who studies and simultaneously is economically inactive i.e. may be classified neither as an employed nor an unemployed person.
- **Internet user:** student who used Internet at least once in the last 3 months preceding the interview from any location (home, work, school, etc.) and for any purpose (personal use, work related use etc.).
- **Internet activities:** includes various activities undertaken by students via Internet for personal non-business use in the last 3 months. *In case of purchasing over the Internet and usage of the Internet for interaction with public authorities in the last 12 months.*

The **Eurostat** online database for **Information society statistics** was used for the international comparison.

Further information on statistics about ICT usage in education can be found on the following dedicated website (temporarily only in Czech):
http://www.czso.cz/csu/redakce.nsf/i/informacni_technologie_ve_skolstvi

F Schools

Tab. F1 Number of computers in schools per 100 students in the Czech Republic

	2009	2010	2011
Total	12,5	13,5	14,7
Primary (basic schools - 1st stage)	16,0	16,8	18,1
Lower secondary (basic schools - 2nd stage)	21,0	22,8	24,9
Upper secondary schools	15,1	16,2	17,7
Higher professionals schools, non tertiary	33,8	34,2	34,7
With Internet access	11,8	12,8	14,2
Primary (basic schools - 1st stage)	14,6	15,6	17,2
Lower secondary (basic schools - 2nd stage)	20,1	22,0	24,2
Upper secondary schools	14,5	15,7	17,3
Higher professionals schools, non tertiary	31,7	31,8	32,2
With a broadband access	11,2	12,2	13,5
Primary (basic schools - 1st stage)	13,5	14,5	15,9
Lower secondary (basic schools - 2nd stage)	19,0	20,8	22,8
Upper secondary schools	14,2	15,3	16,9
Higher professionals schools, non tertiary	31,3	31,3	31,9

Note: The total number of computers per 100 students for all levels of schools is lower than for the individual ones. The reason for this is the fact that more than one school level is often being taught in a single school building, with one computer often being available and counted towards the students of several levels. But it is counted only once towards the average for all school levels.

Figure F1 Number of computers with Internet access in schools per 100 students

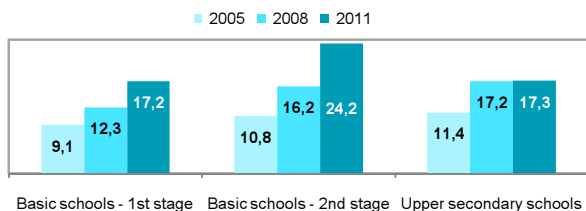
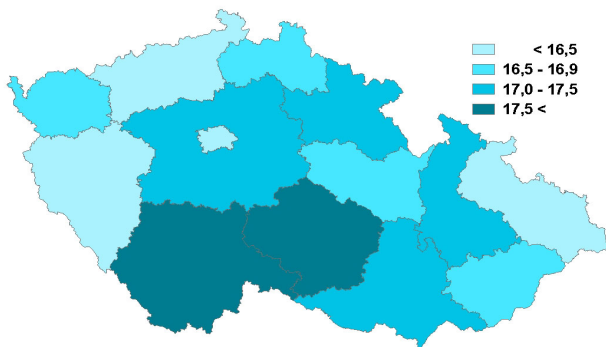


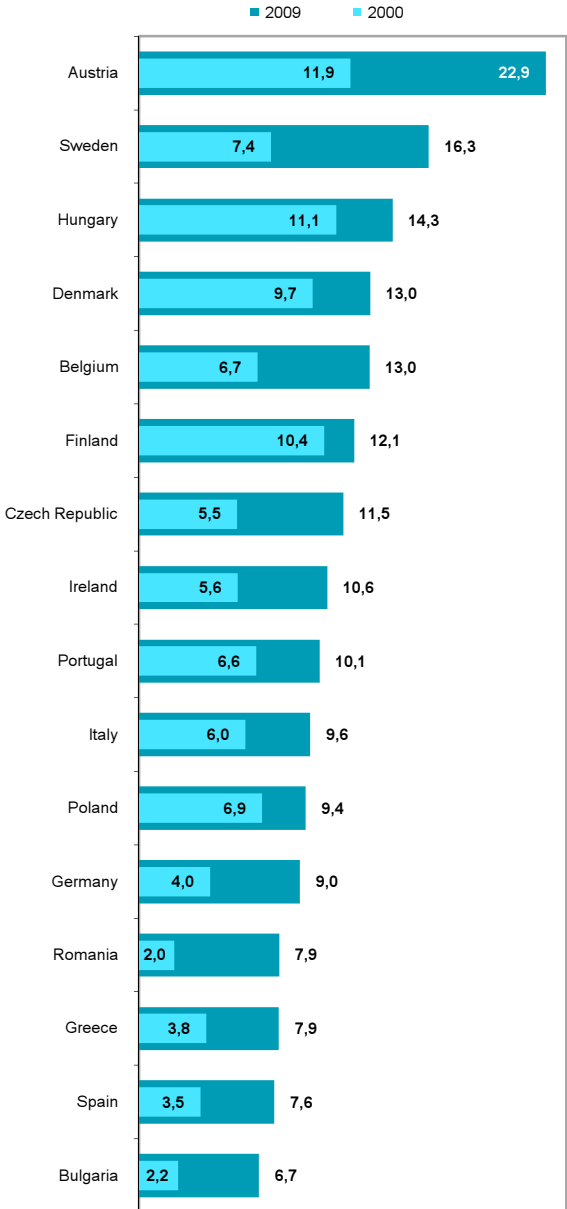
Figure F2 Number of computers with a broadband access in secondary schools per 100 students in Czech regions; 2011



Source: Institute for Information on Education of the Czech Republic

F Schools

Figure F3 Computers available to 15 years old students
(per 100 students)



Source: OECD, PISA 2009

F Schools

Tab F2 Students using Internet in the Czech Republic

%

	2009	2010	2011
Total (aged 16+)	97,3	97,5	98,2
Males	96,9	97,4	97,5
Females	97,6	97,6	98,9
Students by level of attended schools:			
students of upper secondary schools	96,3	97,2	99,1
university students	99,0	99,5	98,9
Frequency of Internet use			
every day	73,8	75,7	85,4
at least once a week	19,5	18,3	11,5
less than once a week	4,1	2,4	1,2
Place of Internet use			
home	87,9	89,5	91,9
work	5,1	2,6	2,7
school	85,0	87,7	91,6
another person's home	33,6	50,9	44,7
elsewhere	14,5	34,2	20,0

as a percentage of all students aged 16 years and over in a given group

Figure F4 Students using Internet

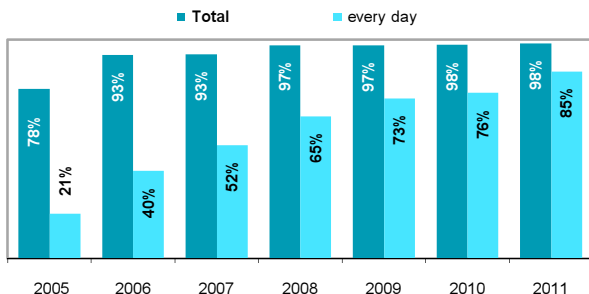
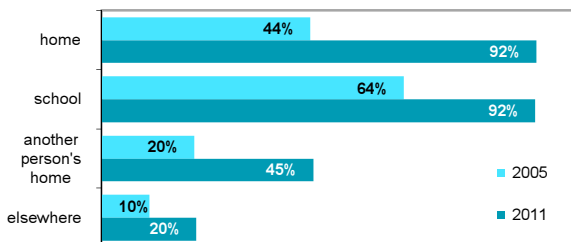


Figure F5 Place of Internet use by students

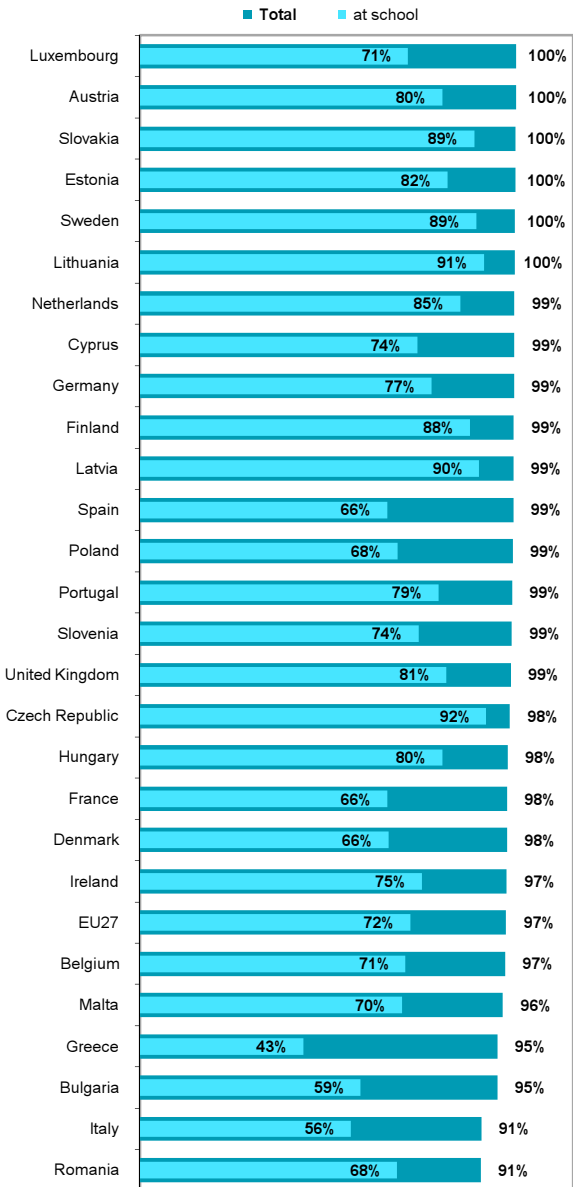


as a percentage of all students aged 16 years and over

Source: Czech Statistical Office, Household Survey on ICT Use

F Schools

Figure F6 Students using Internet; 2011

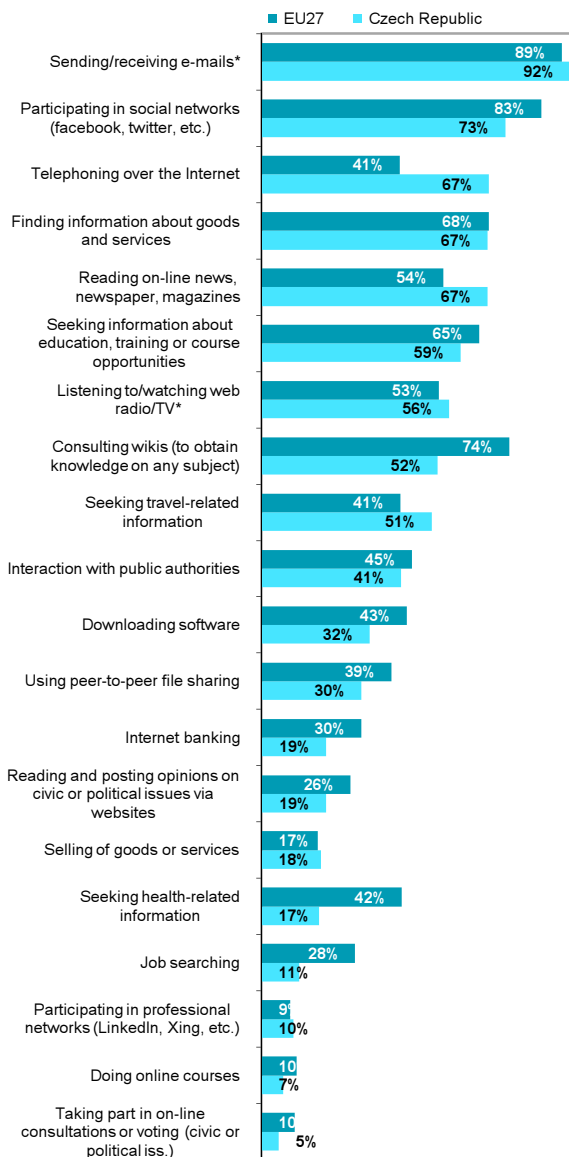


as a percentage of all students aged 16 years and over

Source: Eurostat, 2012

F Schools

Figure F7 Internet activities undertaken by students; 2011



as a percentage of all students aged 16 years and over

* internet activities in 2010

Source: Czech Statistical Office and Eurostat, 2012